



NOAH'S ARK

A Barge Full of Animals

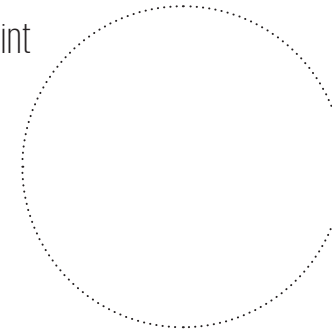
A guide to an exhibition for pre-school children



LET'S HURRY ABOARD.
THERE IS A LONG SAIL AHEAD OF US.
PLEASE LET ME INTRODUCE MYSELF.
I AM A LAUGHING GULL
AND MY NAME IS EDA.



a paw imprint



FOR EACH FULFILLED
TASK, RETRACE A PIECE
OF THE PICTURE ON THE LAST
PAGE OF THIS GUIDE,
ACCORDING TO THE NUMBERS
OF THE TASKS. NOW
SET OFF AND FOLLOW
MY FOOTPRINTS!




NATIONAL
MUSEUM

New building of the National Museum
Vinohradská 1, 110 00 Prague 1

WHAT IS AN ARK?

HALLWAY



**1. Draw a captain aboard the ship.
But beware, you are the captain of this barge!**


2. Draw waves around the ship. It has been raining for several days and the water is rising.

THE ARK IS A LARGE SHIP IN WHICH, ACCORDING TO AN OLD STORY, NOAH SAVED ANIMALS FROM A FLOOD.



The museum is also a place where people store products of nature, just like on the ark: for example seeds or cones from the plants, bones, teeth, furs or horns from the animals, or stones, both rare and seemingly ordinary ones.

DON'T FRET, GET WET




12. Draw the rest of the scales on the fish, so that it can swim better

DURING THE MYTHICAL FLOOD, NOAH DID NOT TAKE FISH OR OTHER WATER ANIMALS ABOARD THE ARK. BUT WE SHOULD BE INTERESTED IN THE WATER WORLD, TOO. BECAUSE IT IS A FACT THAT SEAS AND OCEANS MAKE UP FOR NEARLY THREE QUARTERS OF THE SURFACE OF OUR PLANET EARTH.



11. Draw the animal you liked most.

MY FAVOURITE




WHAT IS A MUSEUM?

ENTRANCE



3. Do the exhibitions show the same objects?
Find the object that is in one picture only.

4. Which objects do not belong to the museum of natural history?



5. What do you collect when you go out?
By the sea or in the woods? Or in a park in autumn?

MY COLLECTION



The museum is not a zoological garden. We do not breed the animals in the museum, but we preserve their shells, crusts or skins. The museum is not a botanical garden, either. We do not grow plants in the museum, but we collect them and press them in herbariums, for example.

WE PROTECT THE ANIMALS





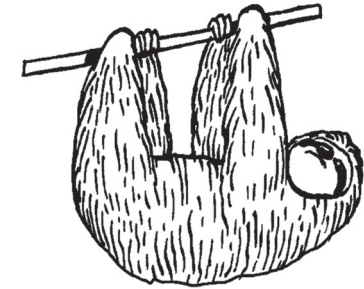


GALLERY



6. Zoological gardens help the animals that are scarce in the natural environment. Choose and draw the enclosure for the monkey, so that it likes being at the ZOO.




ANIMALS FEEL BEST LIVING IN AN OPEN COUNTRYSIDE. THEREFORE THE PROTECTED AREAS ARE DECLARED FOR THE ANIMALS TO LIVE IN PEACE AND IN GOOD CONDITIONS. COME WITH ME AND MEET THE ANIMALS THAT HAVE DISAPPEARED FROM OUR COUNTRYSIDE AND NOW BEGIN TO RETURN IN OUR FORESTS AND MOUNTAINS.



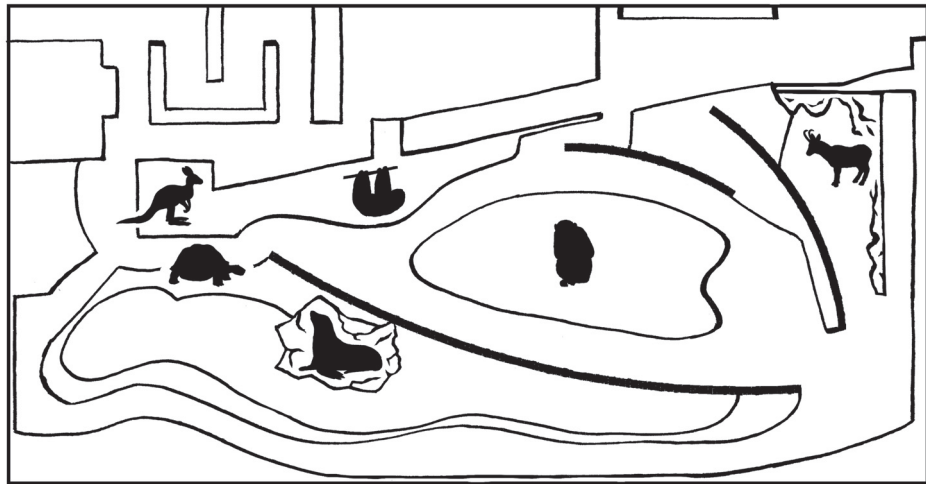
We want the animals and plants on Earth to prosper alongside the people and not to disappear. When a species disappears, there is nothing that can replace it.

FROM ONE CONTINENT TO ANOTHER





10. Some animals probably went for a walk, as there is only a shadow left from them. Find out who belongs where and connect the animals with their shadows.

YOU CAN OBSERVE THE ANIMALS IN GROUPS WITH OTHER ANIMALS FROM THE SAME REGION.




7. The animals got their bubbles mixed up. Connect correctly what each animal says.




A JOURNEY TO THE PRIMEVAL AGES

GROUND FLOOR



8. The fossilized trilobites that lived in the primeval seas can be found in our country, too. Try to search for them, there are three hidden in the picture below.

IF YOU'RE NOT AFRAID, I WILL SHOW YOU ANIMALS THAT LIVED ON EARTH AND DIED OUT LONG BEFORE THE MANKIND EXISTED. WE KNOW WHAT THEY LOOKED LIKE FROM THE FOSSILS THAT WERE FOUND.



9. The scientists only very rarely find a complete skeleton, so they must add the missing bones. Complete the drawing of a dinosaur skeleton.

People never encountered numerous animals and plants, because they died out before the first people appeared. This makes the discoveries of the long-extinct species on the Planet Earth even more adventurous.

