

# STERNBERGIANA

1 • 2021

Jiří Kvaček, Jiřina Dašková, Milan Libertín

## Catalogue of Plant Fossils Described in Works by Kaspar M. Sternberg

Second Revised Edition



NÁRODNÍ  
MUZEUM

STERNBERGIANA  
(monographic series of Fossil Imprint)

Editor-in-Chief:

Jiří Kvaček, National Museum, Prague

Executive editors:

Zuzana Heřmanová, National Museum, Prague

Jan Sklenář, National Museum, Prague

Jan Wagner, National Museum, Prague

STERNBERGIANA is an international, open access monographic series, publishing extensive palaeontological works and catalogues. Its name refers to Kašpar Maria Sternberg (1791 – 1838), a world-renowned Czech palaeontologist and co-founder of the National Museum Prague.

STERNBERGIANA is issued irregularly, either online only or both in print and online. Its editorial board and publishing format are the same as for the main series of Fossil Imprint.

Journal website: <http://fi.nm.cz/en/sternbergiana/>

Published by National Museum, Václavské náměstí 1700/68, 110 00 Praha 1

English editing: Petr Daneš

Cover design: Jan Sklenář

Typesetting and design: Metoda spol. s r.o.

Subscription orders and claims should be sent to the Business Department, National Museum, Václavské náměstí 1700/68, 110 00 Praha 1, Czech Republic; e-mail: [publikace@nm.cz](mailto:publikace@nm.cz)

ISSN 2695-1290 (print), ISSN 2695-1118 (on-line). ISBN (print) 978-80-7036-660-8, ISBN (on-line) 978-80-7036-659-2

© Národní muzeum, Praha – 2021.

STERNBERGIANA • monographic series of Fossil Imprint • 1 • 2021

Jiří Kvaček, Jiřina Dašková, Milan Libertín

# Catalogue of Plant Fossils Described in Works by Kaspar M. Sternberg

Second Revised Edition

In memory of Professor Zlatko Kvaček

National Museum

Prague

2021



NÁRODNÍ  
MUZEUM

Texts: Jiří Kvaček (National Museum, Prague)  
Jiřina Dašková (National Museum, Prague; The Czech Academy of Sciences, Institute of Geology)  
Milan Libertín (National Museum, Prague)  
Photographs: Lenka Váchová (National Museum, Prague)  
Editor: Marek Chvátal  
Issued by: National Museum, Prague, March 31, 2021

ISBN 978-80-7036-660-8 (Print)  
ISBN 978-80-7036-659-2 (On-line)  
DOI 10.37520/s-fi.2021.01

This monograph should be referred to as:  
Kvaček, J., Dašková, J., Libertín, M. (2021): Catalogue of plant fossils described in works by Kaspar M. Sternberg. Second revised edition. – *Sternbergiana*, 1: 1–309.

## CONTENTS

Foreword.....	5
Abstract.....	7
Preface.....	9
Kaspar Maria Count Sternberg (1761-1838) .....	16
Karel Bořivoj Presl (1794-1852) .....	17
August Carl Joseph Corda (1809-1849) .....	18
A list of institutions housing the type specimens treated in works by K. M. Sternberg.....	18
Acknowledgements.....	19
Generic and infrageneric names proposed in works by K. M. Sternberg .....	20
Names of species and infraspecific taxa proposed in works by K. M. Sternberg.....	39
Other specimens figured in Sternberg's <i>Flora der Vorwelt</i> housed in the National Museum, Prague.....	201
List of names of species and infraspecific taxa proposed in works by K. M. Sternberg, type specimens of which are missing .....	208
List of journal articles or books about Sternberg and his works; additional to those in Stafleu and Cowan (1985).....	213
References.....	215
Plates .....	237



## Foreword

In the first edition of the catalogue, we placed a foreword written by a doyen of the family, Zdeněk Sternberg, with whom we shared an interest in the person of Kašpar Sternberg.

Zdeněk Sternberg was a generous man, who had exceptionally open mind. I had the pleasure of meeting him several times – a remarkable man, who although persecuted during communist regime, was always very positive about establishing good relations with everyone he met. That was also the case with us coming to the Český Šternberk castle to get more information about the family. He welcomed us and gave us a personal tour of the castle ... he knew every corner of the castle quite well, and showed us various details from the time of his childhood that survived the communist occupation period. The family called Kašpar Sternberg ‘uncle Kašpar’, and Zdeněk told us a family story about how his great-great-grandfather Leopold first met Kašpar Sternberg. He was a young man with no particular interest in natural sciences, but Kašpar started to talk to him in Latin, probably to show him the importance of Latin as an international communication language. The young man did not know Latin, and did not understand a word of Kašpar’s speech. He was startled, but fondly remembered this incident his entire life. Leopold did not continue in palaeobotany, but was active in the local coal and iron ore industries. Together with his other activities, this gave him enough money that his son (also named Zdeněk) was able to buy back the Český Šternberk family castle from the Somssich family. In 1948, the family again lost the castle, due to the communist regime ‘nationalizing’ all private holdings, and after the collapse of the communist regime in the late 20<sup>th</sup> century, the family once again re-acquired their property into private ownership.

Since the time of Kašpar Sternberg, the National Museum and the Sternberg family have been in a special relationship. In the Museum’s early days, the family helped the Museum; when communists were in power, the Museum helped the family, e.g., to care for the family burial chamber in Stupno. We helped Zdeněk arrange a small exhibit of fossil plants in the castle in the room that he has dedicated to Kašpar, furnished with the original furniture from the Sternberg library in the Březina castle.

The last time I met with Zdeněk Sternberg was during our joint journey to Regensburg, together with representatives of the National Museum, to the vernissage of the exhibit on Kašpar Sternberg in the Stadt Museum in 1998. We organised the exhibit first in Prague, then in Regensburg. It showcased the personality of Kašpar Sternberg in the context of the time and society. With support from the Czech-German Foundation, we showed the life of Kašpar Sternberg as an excellent example of good Czech-German collaboration. I particularly remember the ceremonial of requiem served for Kašpar Sternberg, which was organised by our German colleagues in the Regensburg church.

When the manuscript of the second edition was ready for submission, we received the sad news that Zdeněk Sternberg had passed away, at 97 years of age. All honor to his memory.

Jiří Kvaček  
January 21, 2021





## Abstract


This Catalogue is the second revised and expanded edition of the first edition, published in 1997 by J. Kvaček and Straková. The material presented in the original edition was completely nomenclaturally revised and newly photo-documented. This second edition provides as much updated information as it was possible to acquire. The Catalogue includes and reviews new nomenclatural and taxonomic assignments of Sternberg's type material and taxa published after 1997. It is clear that much of the impulse to conduct this new research came from the first edition of the Catalogue, as the community realized the type material is available for study.

In summary, the second edition of the Catalogue comprises specimens that are types of 82 genera, 3 subgenera, 535 species and 14 varieties described by Kaspar Maria Count Sternberg and his collaborators: K. B. Presl and A. C. J. Corda. The type material of 32 genera, 233 species and 5 varieties is housed in the National Museum, Prague. The types of 79 species and 4 varieties have been located in other European museums. The rest of the type specimens are currently missing – destroyed, lost, or of unknown repository. For available specimens, more detailed taxonomic, stratigraphic and geographical information is provided. All cases are noted where names in Sternberg's works have priority over names currently used, although the current names may be more widely known. Only two nomenclatural acts are published in the present work; they are designations of a lectotypes for *Aspleniopteris difformis* STERNB. and *Cycadites salicifolius* C.PRESL in Sternberg.



## Preface

In the year 2020 we celebrated 200 years of scientific palaeobotany, and 200 years since issuance of the first part of the Sternberg Flora der Vorwelt. Unfortunately, the planned conference of the International Organisation of Palaeobotany, which would have celebrated this important jubilee in Prague in September 2020 did not take place, due to the world pandemic. This catalogue was planned to be a part of the celebration, so we decided to issue it anyway, as a small substitute for the planned celebration. It will provide at least a symbolic salutation to Kaspar M. Sternberg, who is considered one of the founders of scientific palaeobotany. His seminal work, “Versuch einer geognostisch-botanischen Darstellung der Flora der Vorwelt” (abbreviated usually as Flora der Vorwelt) is well-known through the palaeobotanical community as the starting point of palaeobotanical nomenclature. This significant anniversary is why we decided



Text-fig. 1. Museum catalogue card with the original Sternberg's number (top left), “shipping number” (below in blue frame), Feistmantel's label (bottom left) and Sternberg's label (bottom right). The labels were transferred to the card when the specimens were prepared for museum exhibition in the end of the 19th century. Archive of the National Museum.

to issue the catalogue symbolically near the end of the year 2020<sup>1</sup>, that being close to the date of the formal date of issue of the first part of Flora der Vorwelt on December 31, 1820.

We do not exaggerate when we state that Flora der Vorwelt by Kaspar M. Sternberg, “Petrefactenkunde” by Ernst F. Schlothheim and “Histoire de végétaux fossiles” by Adolf T. Brongniart form the fundamentals of scientific palaeobotany (Andrews 1980). Andrews (1980) in his book states: “Two great studies mark the beginning of what has often been called “the scientific” period in palaeobotany: Adolf T. Brongniart Histoire des végétaux fossils and Kaspar Sternberg's Flora der Vorwelt.”

Sternberg, being equipped with a botanical background, took a significantly different approach to fossil plants than his contemporaries. For the first time on a larger scale in palaeobotany, he used the Linnean system of classification, ordered in natural hierarchies. Each taxon below genus was designated with a distinct Latin diagnosis and an illustration or reference to an earlier published fossil plant. In that way, each taxon was associated with its type. In his approach, he did not consider fossils as “Petrefacta” but as real fossil plants, that lived once in nature.

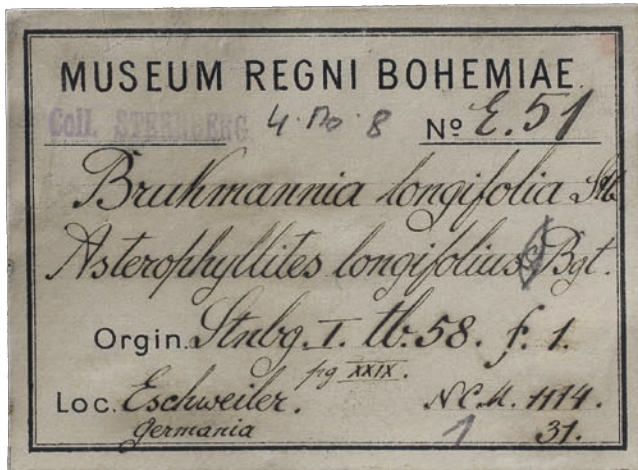
This book is the second revised edition of earlier issued work (J. Kvaček and Straková 1997), providing a more complete overview of the type collection that is distributed over Europe. We located Sternberg's type specimens in principal European museums, and also in smaller collections of Universities. In total, we contacted more than twenty collections where we anticipated to recover Sternberg's type material. The book is organised in several parts. After the preface, there is a critical list of genera designated by K. M. Sternberg and his collaborators. It is followed by list of species that are listed in alphabetical order of their epithets. We paid attention to their nomenclature, and tried to bring to the readers' attention all older and more extant revising papers, to provide as much correct understanding of each of them as possible, using standards defined by the Shenzhen Code (Turland et al. 2018) and several on-line resources, particularly the International Index of Fossil Plant Names (IFPNI 2020), International Index of Plant Names (IPNI 2020) and Plant Fossil Names Registry (PFNR 2020).

### Sternberg's collection – the principal resource for Flora der Vorwelt

The type and figured material described by Kaspar M. Sternberg and his collaborators Karel Bořivoj Presl (written usually as Carolus Presl) and August Carl Josef Corda belongs to the most precious part of the palaeobotanical collections in the National Museum, Prague. The largest part of Sternberg's original collection contains specimens which were treated by Sternberg in his work “Versuch einer geognostisch-botanischen Darstellung der Flora der Vorwelt” (abbreviated hereafter as FVW). The importance of this collection increased in 1957, after the Eighth Botanical Congress in Paris, when the formal date of issue of the first part of Sternberg's Flora der Vorwelt (December 31<sup>st</sup>, 1820) was declared as the starting point of palaeobotanical nomenclature.

In his time, Sternberg's collection was very large and scientifically important, as stated by Humboldt (Nebeský

<sup>1</sup> Due to the world pandemic, the date of its issue is March 2021.



Text-fig. 2. Museum label from the end of 19<sup>th</sup> century (NCM number rewritten in the bottom right).

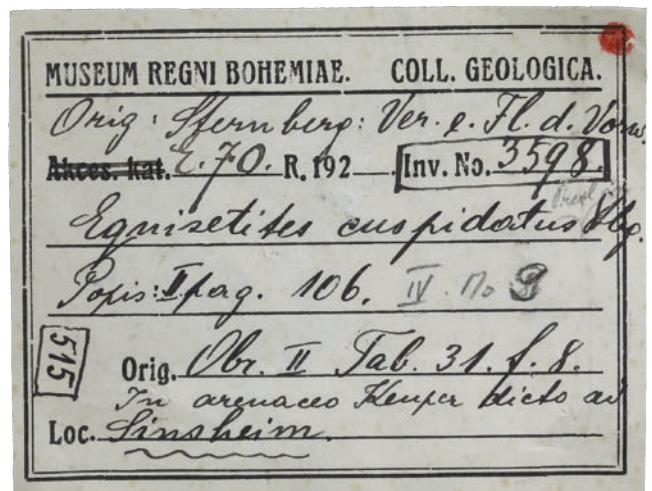
1868). Upon completion, it contained 1398 specimens (Palacký 1868). Sternberg's collection was gathered from different sources, but mainly from his own collecting activity. The majority of Carboniferous type material originated from Sternberg's own coal mines in the environs of Radnice, and from the other Late Palaeozoic basins in Bohemia. He collected some of the material during his numerous field trips abroad, and received other material from many collectors and scientists for study and determination. Many specimens were donated to him by scientists and owners of collections, e.g., Berger, Buckland, Goethe, Münster, Nilsson, Schlothheim, Stolz, etc. Sternberg and his collaborators, K. B. Presl and A. J. Corda treated specimens from all over Europe (Austria, Bohemia, England, France, Germany, Italy, Poland, Romania, Scotland, Switzerland, Sweden), from North America and Australia.

Sternberg began his extensive collecting after the death of his brother Joachim in 1808, when he inherited Joachim's collection of fossil plants (Palacký 1868). Later in the 1820s, fossil plants became the main focus of his work, and continued to be so for the rest of his life. Sternberg kept the collection in his palace Březina until the 1820s, when he decided to donate the collection to the newly founded National Museum in Prague. A young researcher from Prague Technical University, F. X. M. Zippe, was given the task of listing it; he later became well known as a mineralogist. Zippe furnished fossils with numbers written in Indian ink with black frames, 1 × 1.5 cm in size (see Text-fig. 1, top left), probably supervised by Sternberg himself. Zippe's catalogue is no longer available, and is most probably lost. However, this type of numbering can be seen on some specimens even today. They are often the only evidence that a given specimen comes from Sternberg's original collection. Fortunately, Zippe's original numbers were later copied onto new labels written by later curators with the designation NCM (Numero collectio Musei, see Text-fig. 2) or numbers in frames (handwritten by F. Němejc Text-fig. 3). Some specimens still have original labels written by Sternberg himself on strips of hand-made paper, with the name of the taxon, locality and infrequently with reference to Flora der Vowelt (Text-fig. 5). A great number of specimens are labelled with later labels written by O. Feistmantel

(Text-fig. 1). Some specimens are furnished with original labels written by collectors or by original holders of the specimens.

Sternberg's collection changed its location several times: in 1822 and successive years until 1838, when the collection was shipped from Březina palace to the collection of the National Museum, provisionally housed in the Sternberg palace in Prague; in 1847 it was moved to the Nostic palace, then in 1892 placed in the new building of the National Museum in the upper part of Wenceslas Square. The collection was finally moved to its current place, depository complex of the National Museum in Prague, Horní Počernice in 2011. For the purpose of shipping to the historic building of the museum in 1892, the specimens were labelled by small, blue, so-called "shipping numbers" (Text-fig. 1). In the historical building, however, numerous attractive type-specimens were exhibited and Sternberg's collection was dispersed among other palaeobotanic material. For the purpose of exhibition, original numbers and labels were removed and new labels, furnished with so-called exhibit numbers (ČGH), were introduced. This intervention accelerated the dispersal of Sternberg's collection. It is not known by whom or when the first catalogue of types was written with paint in red letters on a white background (see Pl. 1, Figs 1–5). In the twenties and thirties of 20<sup>th</sup> century, F. Němejc made a more accurate catalogue of Sternberg's type specimens. At the same time, he started a revision of some of the Late Palaeozoic plant fossils, also revising Sternberg's type specimens. Since that time, this part of Sternberg's collection has been studied by many scientists: Barthel, Cleal Florin, Havlena, Obrhel, Remy, Storch, Šetlík, Thomas and Trapl. Several years later, the Mesozoic and Tertiary material was studied by Bůžek, Hlušík, Holý, Kirchheimer, Knobloch, Kotlaba, Z. Kvaček and Mai.

Work on the catalogue of Sternberg's epithets was initiated by Holý in the 1970s. At this time, this palaeobotanist began to work on a card catalogue of epithets and the first revision of the type material of Tertiary age. After Holý's death (1984), the idea of a Sternberg catalogue was renewed by Z. Kvaček, working part time in the National Museum, who prepared a handwritten card catalogue of Sternberg's types.



Text-fig. 3. Museum label written by F. Němejc with NCM number framed in the bottom left (here 515).



**Text-fig. 4.** Back side of hand-specimen No K 425 showing Sternberg's label of *Sphenopteris conferta*, Feistamntel's label (top left), Němejc's label (top right) and "shipping number".

It has been possible to find some specimens, thanks to the complete rearrangement of the National Museum collection in the year 2011, which work continues to this day. However, some specimens are still missing. A large part of Sternberg's type material has never been owned by the National Museum. Those specimens had been loaned to Sternberg; in some cases, he probably only received drawings of the specimens. Therefore, various portions of Sternberg's type collection are housed in a number of European museums. Some of Schlotheim's types were described by Sternberg, and those are preserved in the Museum für Naturkunde in Berlin. Brongniart's types are preserved in the Muséum national d'Histoire naturelle, Paris. Some types of fossil plants from the German Liassic are housed in the Bayerische Staatssammlung für Paläontologie und Geologie, München (Jung and Knobloch 1972); a small fragment of Jäger's type material, which also contains Sternberg's types, is in the Staatliches Museum für Naturkunde, Stuttgart. Sternberg's types have been found e.g., in the Naturhistorisches Museum, Wien; Natural History Museum, London; Naturhistoriska riksmuseet, Stockholm; Oxford University Museum of Natural History (Cleal and Rees 2003), Great North Museum: Hancock, Newcastle upon Tyne (Neuman and Chatt-Ramsey 1988), Hunterian Museum – University of Glasgow and several other collections (for complete list see below). Additional type material may eventually be located in other European museums. Some of Sternberg's specimens

from the Jurassic of Germany in Munich, Stuttgart and also Schlotheim's collection in Berlin (Humboldt Museum) were destroyed during World War II.

The most difficult task we still face is identifying unfigured type specimens, especially in cases where the labels and numbers were removed. These type specimens can be found in various places, including the National Museum, Prague, but it is nearly impossible to identify them if the original labels are missing.

Sternberg began preparing the publication of the first issue of his most important work "Flora der Vorwelt" in 1818. Sternberg published it from 1820 to 1838 in two volumes, each in four parts. Sternberg funded the publication himself from his personal resource. He did not regret to invest money and printed on paper of high quality (folio size 400 × 250 mm). Texts were accompanied with high quality illustrations that were prepared by several painters (e.g., E. A. Auinger, C. Zetter, J. Schmelda, D. Preyssler) and engraved by an experienced J. Sturm in Nuremberg (Cleal et al. 2005). Illustrations were done with precision however, e.g., repeated pattern of leaf cushions of *Lepidodendron* were schematised as seen in the enclosed example (Text-figs 6, 7). Corda's plates 55bis and 61–68 were drawn by Corda himself, and printed probably in Prague.

The first and second parts of the first volume were issued in Leipzig and Prague, and printed by Benedict Gotthelf Teubner in Leipzig, the third and fourth parts were produced

by Christoph Ernst Brenck's Witwe in Regensburg. The fifth and sixth parts of the second volume were done by Johann Spurny in Prague and the seventh and eight parts were printed by Gottlieb Haase Söhne in Prague. The dates of issue of particular parts according to Taxonomic Literature (Stafleu and Cowan 1985) are:

volume	part	pages	plates	date
I	1	1–24	1–13	VII. (31. XII.) 1820
	2	1–33	14–26	I. – VIII. 1821
	3	1–39	27–39	I. – V. 1823
	4	1–48	40–59	IX. 1825
	tentamen	I–XLII	A–E	IX. 1825
II	5–6	1–80	1–26	III. – IV. 1833
	7–8	81–220	27–68, A, B	IX. – X. 1838

The formal date of issue of the first part, according to the Code (Turland et al. 2018) is accompanied herewith by the actual date found in Sternberg's diary, which was published in shortened form by Palacký (1868). Soon after the German text, Sternberg issued the French version of the FVW translated by F. D. de Bray (Text-fig. 11).

Part of the hand-written unsorted manuscript of FVW together with the part of the first proofs accompanied by Sternberg's notes and a great number of model aqua-colour paintings are housed in the library of the National Museum, Prague (Text-figs 5, 6). Several sketches for the first volume can be found in the Archive of the National Museum.

In FVW, more than 80 genera and 500 species of fossil plants have been described.

Sternberg was the first to start classifying fossil plants according to the principles of botanical taxonomy, in contrast to works of his contemporaries Volkmann, Schlotheim, Rhode etc., who insisted on artificial classification. He defined independent taxonomic units, genera and species, which he usually characterised and described in detail. He presented his system in a summary of well-discernible taxa in "Tentamen florae primordialis" added at the end of the first volume (pp. I–XLII, abbreviated in the catalogue as tent. pp. 1–42). He re-evaluated some older sources, first of all Schlotheim's works, besides the works of Agardh, Rhode, Walch, Steinhauer etc. In some cases, he took over or corrected some of Brongniart's results as well. Discussions on stratigraphic, lithological and geological problems accompanied descriptions of fossil plants.

Although Sternberg's system was soon overridden by the more extensive system of Brongniart, the importance of Sternberg's work is beyond dispute. This is evident by the fact that December 31<sup>st</sup>, 1820, the agreed date of publishing the first part of FVW, was adopted as the starting-point of palaeobotanic nomenclature by the 8<sup>th</sup> International Botanical Congress in Paris in 1957. In the same document, it is stated that the work of Baron von Schlotheim's "Petrefactenkunde" is considered as a work published before this starting point, and so the names of taxa defined in this work are invalid. (The main reason for the rejection was the lack of generic

diagnoses of Schlotheim's works – Z. Kvaček 1982). A number of names, proposed by Schlotheim, are mostly validated within the framework of new taxa in FVW. Some of them were validated by Brongniart in "Prodromus" and by Schlotheim himself in 1832 (published posthumously), as well as by other authors. Unfortunately, Schlotheim's "Petrefactenkunde" includes several names that are invalid or illegitimate, but currently used. Therefore, to avoid undesirable changes, it is necessary to include several of Schlotheim's illegitimate epithets, validated by later authors, to the list of conserved names. In some cases, Sternberg did not adopt Schlotheim's epithets, but changed or substituted them (Z. Kvaček and J. Kvaček 1992). The types of these species are the specimens from Schlotheim's collection, partly stored in the Museum of Natural History of Humboldt University in Berlin. Sternberg cited Schlotheim's taxa as synonyms several times, but he had his own material for description of these species. These new Sternberg species cannot be identified automatically with those of Schlotheim. Some currently used pre-starting point names and several currently used later synonyms as well are threatened by a number of Sternberg's names of fossil plant species. It is desirable to include such Sternberg specific names into the list of rejected names to preserve the stability of palaeobotanic nomenclature. The solution to these problems cannot be done only formally, but must come only after a detailed taxonomic study of Sternberg's type material stored in the National Museum in Prague. Unfortunately, the majority of Sternberg's material is preserved only as impressions, often without remnants of cuticle. But there is a lot of comparative material from type strata and localities in our collection. By studying this material, it will be possible to designate the neotypes of species whose type material is probably lost.

This catalogue of Sternberg's type and figured material can help to solve a number of problems concerning nomenclature and taxonomy. Information concerning catalogue number, typification, systematic position, localities, name of collectors, Sternberg's original number and labels for each type and figured specimen, where available, are given in our catalogue. We have also perused the nomenclatoric revision of these fossil plant species described by Sternberg, but a full taxonomical re-evaluation of all type material is beyond the scope of the present catalogue. It cannot be formally solved without a detailed study of the type material and profound knowledge of taxonomy of the particular plant fossil taxa.

The catalogue includes: 1. The list of genera described by Sternberg and K. B. Presl; 2. The list of type or figured specimens published by Sternberg, housed in the National Museum, Prague, and in other European museums, as well as missing specimens or specimens of unknown repository. These lists are completed with the most important synonyms and homonyms, type, systematic position, description, preservation, stratigraphy, locality, notes on labels etc.

A brief list of missing Sternberg's types, although shorter than in the first edition may present a challenge for museum curators or collection holders. We would appreciate any information about these types or figured specimens at our address: National Museum, Prague, Department of Palaeontology, Václavské nám 68, 110 00, Praha 1, the Czech Republic (e-mail: jiri.kvacek@nm.cz).



Flora der Vorwelt  
von Grafen Kaspar Sternberg. Supplement.  
stes Heft.

Wir hatten uns zwar vorgenommen nicht eher ein Supplement zu der Flora der Vorwelt folgen zu lassen bis nicht H. de G. L. Bronn's Geschichte der fossilen Vegetation, welche der Anknüpfung nach in zwei Jahren abgeschlossen sein sollte würde vollendet haben. Es wurde jedoch diese Herausgabe durch unvorhergesehene Ursachen, vielleicht selbst durch die Schwierigkeit des ~~Arb~~ des Unternehmens um vieles verspätet und rinkt noch dromalen sehr langsam vor. Indessen hat der Verfasser in mehreren Abhandlungen <sup>(1)</sup> und in einem herausgegebenen Prodrömus <sup>(2)</sup> seine Ansichten dem Publicum mitgetheilt, welche auch ohne den näheren Beschreibung der Pflanzen hinreichen um sein aufgefasstes System zu beurtheilen. Dieses und unser vorläufiges alter Berücksichtigung welches kein zu langer nachwartangestattet haben wir uns bestimmen lassen früher hervortreten, überzeugt das ein gleichzeitiges durchaus unabhängiges Bearbeiten ein und desselben naturwissenschaftlichen Gegenstandes durch zwei Verfasser in ihren Ansichten nicht allgemein übereinstimmen für die Wissenschaften förderlich werden könne, indem der selbe Gegenstand aus verschiedenen Gesichtspunkten betrachtet und beleuchtet diese wissenschaftlichen Publicum das Vortheil erleichtert werde wie es jene der Flora der Vorwelt wirklich noch neuere ihre Wünsche weith zu sein, damit der Glaube an eine Autorität dem Wissen nicht vorzöge und den menschlichen Geist von genaueren und mühsamen Forschungen nicht abziehe oder ablenke.

Es kömmt überhaupt bei der Geschichte der Pflanzen der Vorwelt viel weniger auf die Bestimmung der einzelnen Species an, welche bei den Bouchstücken die uns bei der Bestimmung zu geböthet stehen nur selten als absolut richtig anerkannt werden <sup>darf</sup> können, als auf die

(1) Allgemeine Beobachtungen über die Vegetation, welche die Erdrinde in den verschiedenen Perioden ihrer Bildung besetzt. vorgelesen in der Academie des Wissenschaften in Paris am 4ten Dec. 1828. Ann. d. Sciences natur. V: XV. p. 225 (E) <sup>Paris</sup> <sup>1828</sup>. <sup>deuxiemes</sup> <sup>partie</sup> <sup>des</sup> <sup>prog.</sup> <sup>prog.</sup> <sup>Paris</sup> <sup>1828</sup>.

Text-fig. 5. Handwritten text of Flora der Vorwelt by Kaspar M. Sternberg (his signature is in the top). Department of Manuscripts and Early Prints, National Museum Library, Prague.



Text-fig. 6. Original paintings of *Lepidodendron aculeatum* and *L. obovatum* by D. Preyßler showing schematic arrangement of leaf cushions. Collection of the Department of Palaeontology, National Museum, Prague.



Quadrat des ganzen Stücker von einem 1 Schuh.



Maaf von 4 nieder. oestr. Zollen.



Ich. Dan. Proy. fter del.

1. *Lepidodendron obovatum*

2. *Lepidod. aculeatum* Sib.

J. Sturm sc.

Text-fig. 7. Hand-coloured copper engraving from Flora der Vowelt (Sternberg 1820, vol. I, 1, pl. 6) showing *Lepidodendron obovatum* and *L. aculeatum* prepared by J. Sturm from the painted model shown in Text-fig. 6. National Museum Library, Prague.



**Text-fig. 8. Kaspar M. Count Sternberg. Lithography by A. Clarot 1838. Collection of the Department of Palaeontology, National Museum, Prague.**

### **Kaspar Maria Count Sternberg (1761-1838)**

Kaspar Maria Count Sternberg (Text-fig. 8) was born January 6<sup>th</sup>, 1761, in Prague. He was the third son of Jan Nepomuk Count Sternberg and Anna countess Kolowrat Krakowská, the daughter of the highest royal Burgrave. The careers of the Sternberg's brothers were provided by their parents: the oldest son, Jan Nepomuk pursued a military career and later inherited the estates of the family in Radnice in central Bohemia. His younger brother, Joachim, became a soldier, although he was more interested in physics, chemistry and mineralogy. The youngest son, Kaspar, was predestinated to be a clergyman. His parents bought him the post in the chapters of Regensburg and Freising.

That is why in 1779, Sternberg went to Rome to the Collegium Germanicum to study theology. Although he was strongly influenced by antireligious policy of the emperor Joseph II, he completed his study in 1782 as a theologus absolutus. In 1785, he took the post of a Canon in Regensburg, and later in Freising. A brilliant political career lay ahead of him. In 1802, the bishop of Regensburg, who had been independent up to that time, was subordinated to the archbishop of Mainz. The archbishop of Mainz, Karl Dahlberg, appointed Kaspar Sternberg vice-president of the commissariat for establishing a new state, whose president was the count Thurn-Taxis, who was however, a sickly man. A route to become an archbishop of Mainz and one of the electors opened for him. But by that time, Sternberg already understood that the French revolution forces directed against the clergy and nobility, classes to which he belonged, were being set into motion. With great spiritual energy, he began to part from his position as a prelate of the German Catholic Church. He later wrote in his own biography that he had found his path in natural science, especially in botany; that it had become the turning point in his life. His interest in botany

had been raised by the president of the Botanical Society of Regensburg, Count Bray, who became his friend and later the first translator of Sternberg's work. In 1804, Sternberg accompanied the Duke of Mainz, archbishop Dahlberg, to Paris, where he took part in the coronation of Napoleon as the emperor of France. During this journey, Sternberg met many outstanding natural historians. When visiting count Faujas de Sant Fond, he saw the impressions of fossil plants from England, which reminded him of similar findings in the collection of his brother Joachim. At the same time, he saw the first issue of Schlotheim's *Beschreibung merkwürdiger Kräuter-Abdrücke und Pflanzen-Versteinerungen*. That was the first impulse of Sternberg's interest in palaeobotany. In August 1806, Sternberg resigned from his position as vice-president of the land executive, which was confirmed in November of the same year.

Sternberg also had to leave his ecclesiastical and political career due to family events. Both his brothers died – Jan Nepomuk in 1789, Joachim in 1808, which is why the only count from the Leopoldov branch of the Sternberg family was obliged to manage the family estates. In 1810, Kaspar Sternberg definitively moved to the palace in Březina, which had been built by his brother Joachim, although it was still unfurnished. Before long, he met the mineralogist and botanist Lindacker, and the mine measurer and entomologist Preissler; with the latter he visited his ore and coal mines, where he saw fossil plants in their original localities for the first time. Both his new friends helped him to arrange and exhibit his brother's mineral collection in the palace of Březina.

As early as during his activity in Regensburg, Sternberg studied the flora of the German, Salzburg, Tyrolese, Corinthian and Italian Alps. The results of his work were published in a three-volume monograph with the title "*Revisio Saxifragarum iconibus illustrata*", published successively in 1810, 1821 and 1831 in Regensburg and Prague.

In 1814, Sternberg visited Graz to scrutinize a newly established museum – Joanneum. Here the idea of a Czech national museum came again to his mind. Before long, he convinced the highest burgrave of the Czech Kingdom, Count František Kolowrat Libštejnský, about this idea. The latter gave out an appeal with the title "To patriotic friends of science" on April 15<sup>th</sup>, 1818, wherein he emphasized the necessity of founding the Patriotic Museum of Bohemia. Inspired by that appeal, the Society of the Patriotic Museum of Bohemia was founded on December 23<sup>rd</sup>, 1822. At the first meeting of this society, count Sternberg was elected its president. He was elected several more times, holding the position until his death. He was the most prominent scientific personality of the museum and at the same time, as a representative of Czech aristocracy, he guaranteed its social prestige. Using the opportunity of the society opening, he announced he was presenting his whole collection and library concerning natural science to the museum. It may be of some interest to know that Sternberg and Lindacker's mineral collection included about 5000 specimens; there were 9000 species of plants in his herbarium, his palaeobotanical collection had almost 1400 specimens and his library more than 4000 volumes.

At the same time, having begun in 1818, Sternberg was preparing the publication of the first issue of *Flora der Vorwelt*. He was travelling, making excursions, meeting many

researchers and collectors, studying their collections. Among his friends who presented or lent him some specimens, it is necessary to mention Buckland from Oxford, Goethe from Weimar, Agardh and Nilsson from Lund, Noeggerath from Bonn, Münster from Bayreuth, Schlotheim from Gotha. He concentrated his interest not only on palaeobotany, but he also published three contributions on Czech trilobites. The first one “Übersicht der in Böhmen dermalen bekannten Trilobiten” appeared in 1825 in *Verhandlungen der Gesellschaft der Vaterländischen Museums in Böhmen*, the second one, written in 1830, was published in the 23<sup>rd</sup> issue of the journal *Isis* and the last one, from 1833, appeared as a special supplement of *Verhandlungen*. With that paper, the oldest study of Czech trilobites reached its peak. The author collected there the hitherto published data, and revised and unified the nomenclature of all known trilobites.

The least-known is Sternberg’s economic activity. He was, for example, the president of the joint-stock company for building railways, and a shareholder in the corporation for building a chain bridge in Prague. His papers on introducing potatoes and maize to Europe and a treaty on fishing in Bohemia are noteworthy as well. In 1831, at the age of 74, Sternberg began to study the history of mining and mining law. After collecting sources for four years, he wrote and in 1836 published the first part of “*Umrisse einer Geschichte der böhmischen Bergwerke*”. One year later a second volume appeared; it presented the jurisdiction of mining from the Middle Ages to the author’s period.

At the age 76, Kaspar Count Sternberg succeeded to organise the 15<sup>th</sup> Congress of German Natural Scientists and Medicine Doctors in Prague. Sternberg organized the congress with great effort, realizing, that it would officially introduce Bohemia in European science. Sternberg suspected this was the high point in his career. During the opening speech on September 18<sup>th</sup>, 1837 he expressed the main reason of the congress and for similar meetings in the future: development of research of the natural history and its contribution to the development of the society.

During 1838 Sternberg become ill but he continued working intensively to finish *FVW* with K. B. Presl and A. J. Corda, the last part of which was issued two month before his death. K. M. Sternberg died on December 20<sup>th</sup>, 1838.

### **Karel Bořivoj Presl (1794-1852)**

Karel Bořivoj Presl was born on February 17<sup>th</sup>, 1794 in Prague, as the second son of Jakub Presl – a Prague resident (Text-fig. 9). From his youth, he was interested in natural history. Together with his brother Jan Svatopluk, he collected plants and arranged a herbarium.

He studied medicine and botany at Prague University, where he graduated in 1818. During the study, he made a long journey on foot to Sicily. He used material from the experiences in his dissertation on garminoids of Sicily. In 1819, he became an assistant to professor Berger, the chair of zoology and mineralogy at the Prague University. During that time, he helped Kaspar M. Count Sternberg to arrange an herbarium in the newly founded National Museum. In February 1823 (Nebeský 1868), after Sternberg’s recommendation, he became the second museum curator,



**Text-fig. 9. Karel Bořivoj Presl. Panting reprinted from Viníklář (1931).**

alongside F. X. M. Zippe. He was curator of the botany and zoology collections. In 1835, the zoological collection was separated and curated by A. J. Corda, after which K. B. Presl focused completely on the botanical collections. In 1832, he was appointed a professor of natural history and technology in the philosophical faculty in the Prague University. While working in the faculty, he kept his place in the museum, using the library and collections for his studies (employed until 1849 in the museum). In 1835, K. B. Presl was accepted as a proper member of the Bohemian Royal Scientific Society. Later in 1849, he was promoted to dean of the philosophical faculty. His famous works on botany include “*Reliquiae Haenkeanae...*” (1828 – 1835), “*Tentamen Pteridographiae...*” (1836), “*Hymenophyllaceae*” (1843) and “*Die Gefässbündeln im Stipes der Farn*” (1847).

Beside the enormous work on botany, he spent some time working with fossil plants during his stay in the museum. Probably, in the beginning of the 1830s, the visually impaired Sternberg challenged K. B. Presl and A. J. Corda to finish his large work “*Versuch einer geognostisch-botanischen Darstellung der Flora der Vorwelt*”. Sections 7 and 8 of the second volume were arranged, with several exceptions, by K. B. Presl and A. J. Corda.

K. B. Presl added 33 new genera and 126 species of fossil plants. Using his own system, he introduced many new names to already published taxa, so many of his new names are illegitimate. Beside Carboniferous fossil plants from the Middle Bohemian Coal Basin, Upper Silesian Basin, and the USA, he was also interested in lesser-known material from

the Mesozoic, especially from the Bohemian Cretaceous Basin and the German Rhaeto-Liassic. He described several taxa from the Tertiary flora of north-west Bohemia, Austria and Italy. In addition to taking part in Sternberg's large work, he published one small contribution (Presl 1838) on two fossil cones *Volkmania elongata* and *V. gracilis*. He correctly classified both of them as members of the Class Equisetopsida. For the first time, he pointed out the similarity between the stem *Calamites* and the foliage of *Asterophyllites*.

In contrast to Sternberg and Corda, he did not leave any specific labels on the type specimens. It is thought that his labels are made from similar strips of paper to Sternberg's labels, but written with a pencil, making them nearly unreadable today.

### August Carl Joseph Corda (1809-1849)

August C. J. Corda was born on October 22<sup>nd</sup>, 1809, in Liberec in Northern Bohemia (Text-fig. 10). His father August, a textile merchant, died in September 1810, his wife Marie Anna died only three month later, in December. Their baby, fourteen month old August Joseph, was brought up by his grandmother Teresia Cerutti. In 1821, after his grandmother's death, Corda moved to Prague, to stay with his uncle Adalbert Daniel Corda. He was trained in the drugstore of Václav Battka. At that time Corda also attended lectures on botany, chemistry and mineralogy, and became acquainted with Prague's prominent scientific personalities, Professors Tausch, Zippe, Krombholz and Bolzano. Corda was a talented artist, who made illustrations for many books on natural sciences. At that time, Corda began his own research, and his first publication was issued in 1820. In 1829, he began to study medicine at the Prague Medical faculty; in 1832 he helped as a doctor during the cholera epidemic in Prague, Rokycany and Northern Bohemia. From 1832 – 1833, during his journey to Germany, he visited the most prominent scientist of the century. The meeting with Alexander von Humboldt was very important for Corda's future career. In September 1833, Corda held a lecture at the International congress of German Medicine and Natural Sciences. After the congress, he returned to Berlin, where he obtained financial support from the German Academy of Sciences. He studied fossil palms and the structure of fossil wood, but hadn't acquired a permanent position. In 1834, he returned to Prague. In May 1835, he was appointed a curator of zoological collections in the National Museum in Prague. This post was very important for his future and his research work. In 1837, the first volume of Corda's mycological work "*Icones fungorum hucusque cognitorum*" was issued. One year later, in 1838, Kaspar Sternberg published the last volume of his work *Flora der Vorwelt*, with Corda's independent appendix "Skizzen zur comparativen Anatomie vor- und jetztleblicher Pflanzenstämme". But after Sternberg's death on December 20<sup>th</sup>, 1838, Corda's post in the Museum was no longer secure, so he applied for the positions of professor at the Polytechnic Institute, and curator in the Natural History Cabinet both in Vienna and professor of natural sciences in Olomouc. He obtained none. In 1841, he was chosen to participate in the journey around the World on board the Danish ship "König von Dänemark". But this journey was

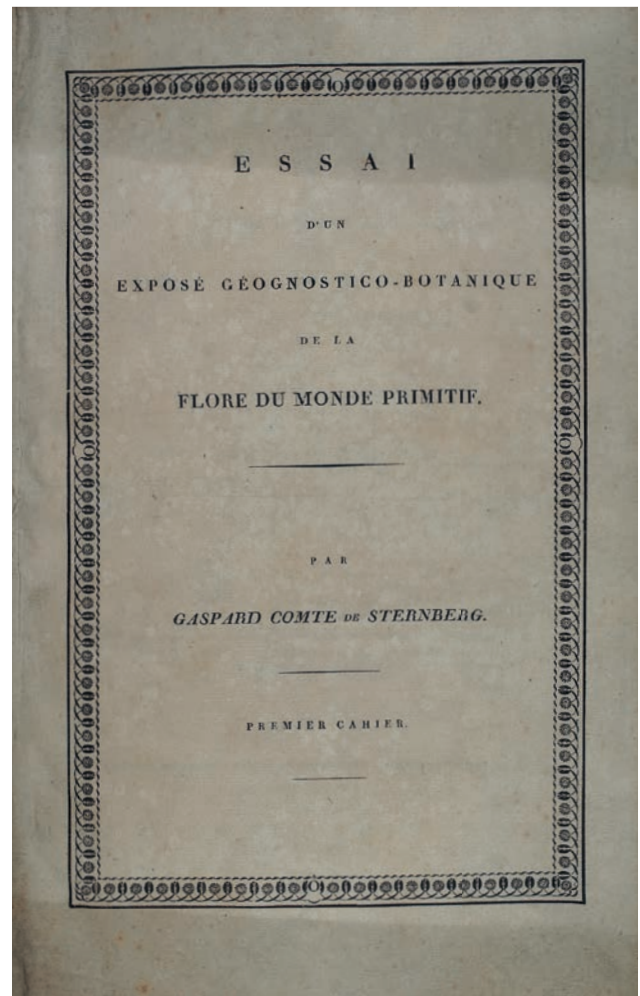
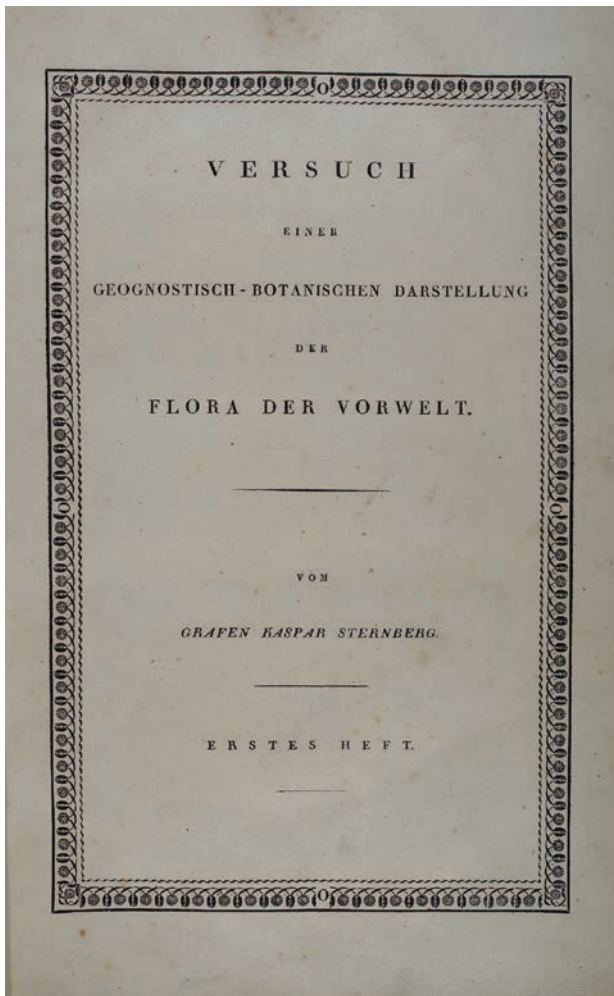


**Text-fig. 10. August Carl Joseph Corda. Mixed technique by W. König. Collection of the Department of Palaeontology, National Museum, Prague.**

postponed and Corda didn't take part in it. At that time Corda prepared the palaeobotanical work "Beiträge zur Flora der Vorwelt", which was issued in 1845. In 1847, Corda accepted the proposal of Count Colloredo-Mansfeld to participate in an expedition to the USA as a natural scientist and doctor. In 1848, he also took an active part in a political movement. In October 1848, he left Prague, and on December 13<sup>th</sup> landed in New Orleans. During his journey, he visited the states of Louisiana and Texas, and sent many letters to Prague, containing some knowledge concerning the nature and life of the people. In September 1849, he perished during the shipwreck of the ship *Victoria* in the Atlantic Ocean.

### **A list of institutions housing the type specimens treated in works by K. M. Sternberg**

Bayerische Staatssammlung für Paläontologie und Geologie,  
München (B. S. München; Palaeontological Museum,  
Munich)  
Geowissenschaftliches Zentrum der Georg-August-Universität  
Göttingen  
Great North Museum: Hancock, Newcastle upon Tyne  
Hunterian Museum – University of Glasgow  
Jardin des sciences de l'Université de Strasbourg (Museum  
de Strasbourg)  
Museum für Naturkunde, Berlin  
Muséum national d'Histoire naturelle, Paris  
Národní muzeum, Praha (National Museum, Prague)



**Text-fig. 11.** Two covers of the first part of Sternberg's *Flora der Vorwelt* issued in 1820, originally in German, later in French. Library of the Department of Palaeontology, National Museum, Prague.

Natural History Museum, London  
 Naturhistorisches Museum, Wien  
 Naturhistoriska riksmuseet, Stockholm  
 Oberfränkisches Museum, Bayreuth  
 Oxford University Museum of Natural History  
 Senckenberg Naturhistorische Sammlungen, Dresden  
 Staatliches Museum für Naturkunde, Stuttgart  
 Technische Universität, Bergakademie, Freiberg  
 University of Edinburgh, Natural History Collections  
 Yorkshire Museum, York

### Acknowledgements

Our warmest thanks go to Zlatko Kvaček (Charles University, Prague), Zdeněk Pouzar and Jan Wagner (National Museum, Prague) for their help in preparation of the manuscript, especially the nomenclature. We are most grateful for help from all the holding museums and curators, particularly Else Marie Friis, Stephen McLoughlin (Naturhistoriska riksmuseet, Stockholm), Johanna Eder-Kovar, Matthias Krause (Staatliches Museum für Naturkunde, Stuttgart), Lilla Hably (Magyar Természettudományi Múzeum, Budapest), Lutz Kunzmann (Senckenberg Naturhistorische Sammlungen, Dresden),

Andreas Kroh (Naturhistorisches Museum, Wien), Stephan Schultka (Museum für Naturkunde, Berlin), Michael Krings (Bayerische Staatssammlung für Paläontologie und Geologie, München), Cedric Shute (Natural History Museum, London), Phillip Powell (Oxford University Museum of Natural History), Kévin Janneau (Jardin des sciences de l'Université de Strasbourg), Alexander Gehler (Georg-August-Universität, Göttingen), Neil D. L. Clark (Hunterian Museum), Lea Grauvogel-Stamm (Université de Strasbourg), Sylvia Humphrey (The Great North Museum: Hancock) for their assistance with searching type specimens in their collections. Christopher J. Cleal, John McNeill, Johanna H. A. van Konijnenburg-van Cittert, Zea Zijlstra, Alexander Doweld, Evelyn Kustatscher, Günter Schweigert, Adam T. Halamski, Christopher Hill, Radek Mikuláš, Jan Sklenář are acknowledged for their help in search of information to the studied material or nomenclature. We are grateful to Lenka Váchová and Jan Sklenář who photographed and adjusted all photographs of the type specimens and Petr Daneš for English editing. This project was financed through the Czech Ministry of Culture (IP DKRVO 2019-2023 2.II.c, National Museum, 00023272) and institutional support RVO 67985831 of the Institute of Geology of the Czech Academy of Sciences.

## Generic and infrageneric names proposed in works by K. M. Sternberg

All new generic or infrageneric names published by K. M. Sternberg or his collaborators in his works are arranged in alphabetical order. The nomenclature of each taxon name has been revised with synonymy and type, accompanied by its stratigraphy and locality. In cases of invalidly published or illegitimate names, the relevant article of the International Code of Nomenclature for Algae, Fungi, and Plants (Turland et al. 2018) is attached.

### Each record is arranged in the following order:

Generic name or subgeneric name

Synonymy

Type and its shortened synonymy

Reference to the type

Notes

*Steffensia* GÖPP. sugen. *Acropteris* C.PRESL in Sternberg 1838

1838 *Steffensia* GÖPP. subgen. *Acropteris* C.PRESL in Sternberg, vol. II, 7/8, p. 125

Type:

1836 *Steffensia davallioides* GÖPP., p. 269, pl. 11, figs 3, 4

Carboniferous; Poland, Walbrzych (“Waldenburg”)

*Alethopteris* STERNB. 1825

1825 *Alethopteris* STERNB., vol. I, 4, tent. p. 21

Type:

1825 *Alethopteris lonchitica* STERNB., p. vol. I, 4, tent. p. 21 (“*lonchitidis*”)

1804 sine nomine; Schlotheim, p. 55, pl. 11, fig. 22

≡1820 *Filicites lonchiticus* SCHLOTH., p. 441, nom. inval., Art. 13.1 (f)

Type designated formally by Andrews (1955). LECTOTYPE of *Alethopteris lonchitica* STERNB. 1825, No II 153 designated by J. Kvaček and Straková (1997), coll. Museum für Naturkunde, Berlin.

Carboniferous; Germany, Saarbrücken

For more details see *lonchitica*

*Annularia* STERNB. 1821

1821 *Annularia* STERNB., vol. I, 2, p. 28, 32

Type:

1821 *Annularia spinulosa* STERNB., vol. I, 2, p. 32, pl. 19, fig. 4

Type designated by Miller (1889). HOLOTYPE of *Annularia spinulosa* STERNB. 1821, Nos E 39, E 1989 (part and counterpart), coll. National Museum, Prague.

Carboniferous; Plauen, Germany

For more details see *spinulosa*

*Aphlebia* C.PRESL in Sternberg 1838

1838 *Aphlebia* C.PRESL in Sternberg, vol. II, 7/8, p. 112

Type:

1838 *Aphlebia acuta* (KAULF. et GERMAR) C.PRESL in Sternberg, vol. II, 7/8, p. 112

≡1831 *Fucoides acutus* KAULF. et GERMAR, 15 (2), p. 230, pl. 66, fig. 7

≡1835 *Algacites acutus* (KAULF. et GERMAR) STERNB., vol. II, 5/6, p. 37

Type designated formally by Andrews (1955).

Carboniferous; Germany, Wettin

***Araucarites*** C.PRESL in Sternberg 1838

1838 *Araucarites* C.PRESL in Sternberg, vol. II, 7/8, p. 203, nom. cons. (non *Araucarites* ENDL. 1837, p. 263, nom. rej. (Zijlstra and van Konijnenburg-van Cittert 2000))

Type:

1838 *Araucarites goeppertii* C.PRESL in Sternberg, vol. II, 7/8, p. 204, pl. 39, fig. 4

≡1926 *Conites goeppertii* (C.PRESL in Sternberg) FLORIN in Reid and Chandler, p. 50

Type designated formally by Andrews (1955), confirmed by Zijlstra and van Konijnenburg-van Cittert (2000). HOLOTYPE of *Araucarites goeppertii* C.PRESL in Sternberg 1838, No E 174, coll. National Museum, Prague. The type differs markedly from the fossils ascribed to this genus in current practice (Z. Kvaček 1971, p. 118).

Paleogene; Austria, Häring

For more details see *goeppertii*

***Artisia*** STERNB. 1838

1838 *Artisia* STERNB., vol. II, 7/8, p. 192

≡1825 *Sternbergia* ARTIS, p. 8, pl. 8, nom. illeg., Art. 53.1 (non *Sternbergia* WALDST. et KIT. 1804, p. 172)

Type:

1825 *Sternbergia transversa* ARTIS, p. 8, pl. 8

≡1838 *Artisia transversa* (ARTIS) STERNB., vol. II, 7/8, p. 193, pl. 53, figs 7–9

≡1818 *Phytolithus transversus* STEINHAUER, pl. 5, fig. 3, nom. inval., 13.1 (f)

Type designated formally by Andrews (1955).

Carboniferous; United Kingdom, Lea Brook near Wentworth

***Aspidiaria*** C.PRESL in Sternberg 1838

1838 *Aspidiaria* C.PRESL in Sternberg, vol. II, 7/8, p. 180

Type:

1838 *Aspidiaria schlotheimiana* C.PRESL in Sternberg, vol. II, 7/8, p. 181, pl. 68, fig. 10

Type designated formally by Andrews (1955), confirmed by J. Kvaček and Straková (1997). HOLOTYPE of *Aspidiaria schlotheimiana* C.PRESL. in Sternberg 1838, No E 1450, collection of the National Museum, Prague.

Carboniferous; Germany, Opperode, Manebach

For more details see *schlotheimiana*

***Aspleniopteris*** STERNB. 1825

1825 *Aspleniopteris* STERNB., vol. I, 4, tent. p. 21, (non *Aspleniopteris* FONTAINE 1889, nom. illeg., Art. 53.1)

Type:

1825 *Aspleniopteris difformis* STERNB., vol. I, 4, tent. p. 21, nom. cos. prop. (J. Kvaček and Z. Kvaček 2020)

≡1821 *Asplenium difforme* STERNB., vol. I, 2, p. 28, 33, pl. 24, fig. 1, nom. illeg., Art. 53.1 (non *Asplenium difforme* R. BROWN 1810, p. 151)

≡1823b *Phyllites comptoniifolius* BRONGN., p. 359, nom. rej. prop.

≡1828a *Comptonia acutiloba* BRONGN., p. 140, 141, nom. illeg., Art. 52.1

≡1906 *Comptonia difformis* (STERNB.) BERRY, p. 495, nom. cos. prop. (J. Kvaček and Z. Kvaček 2020)

≡2017 *Comptonia comptoniifolia* (BRONGN.) DOWELD, p. 224, nom. rej. prop.

Type designated formally by Andrews (1955). LECTOTYPE of *Aspleniopteris difformis* STERNB. 1825 designated herein (see below at *difforme*), No G 2113, coll. National Museum, Prague.

Neogene, Miocene; Bohemia, Chomutov, Bílina

For more details see *difforme*

***Bajera*** STERNB. 1825

1825 *Bajera* STERNB., vol. I, 4, tent. p. 28, nom. rej. (non *Baiera* BRAUN in Münster 1843, p. 15, nom. cons.)

Type:

- 1825 *Bajera scanica* STERNB., vol. I, 4, tent. p. 28, pl. 47, fig. 2  
≡1908 *Equisetites scanicus* (STERNB.) HALLE, p. 22, pl. 6, figs 1, 2, 3–9, pl. 7, pl. 8, figs 1–5, pl. 9, figs 16, 17

Type designated formally by Andrews (1955). HOLOTYPE of *Bajera scanica* STERNB. 1825, No S087453, coll. Naturhistoriska riksmuseet, Stockholm.  
Triassic, Rhaetian; Sweden, Höör  
For more details see *scanica*

### ***Baliostichus*** STERNB. 1833

- 1833 *Baliostichus* STERNB., vol. II, 5/6, p. 31

Type:

- 1833 *Baliostichus ornatus* STERNB., vol. II, 5/6, p. 31, pl. 25, fig. 3

Type designated formally by Andrews (1955).  
Jurassic; Germany, Solnhofen  
For more details see *ornatus*

### ***Bechera*** STERNB. 1825

- 1825 *Bechera* STERNB., vol. I, 4, tent. p. 30, nom. rej.  
≡1828a *Sphenophyllum* BRONGN., p. 68, nom. cons.  
Type designated formally by Andrews (1955):  
≡1825 *Bechera ceratophylloides* STERNB., vol. I, 4, tent. p. 30  
1823 *Myriophyllites microphyllus* STERNB., vol. I, 3, p. 37, tent. p. 39, pl. 35, fig. 3, nom. inval., Art. 43.1  
Carboniferous; Bohemia, Svinná  
For more details see *ceratophylloides*

alternatively

### ***Bechera*** STERNB. 1825

- 1825 *Bechera* STERNB., vol. I, 4, tent. p. 30, nom. rej.  
≡1828a *Sphenophyllum* BRONGN., p. 68, nom. cons.  
Type suggested by Doweld in IFPNI (2020):  
1801 *Gyrogonites medicaginula* LAM., p. 401  
≡1825 *Bechera medicaginula* (LAM.) STERNB. vol. I, 4, tent. p. 31  
≡1822c *Chara medicaginula* (LAM.) BRONGN., p. 616

Doweld (in IFPNI 2020) proposed *Bechera medicaginula* (LAM.) STERNB. ≡ *Gyrogonites medicaginula* LAM. 1801 described as an animal (validly published at that time, because of being governed by the zoological code). In such case *Bechera* STERNB. would be available for use as a genus of charoid algae. NEOTYPE designated by Nötzold (1975, pl. 14, fig. 1), No. 1, coll. Senckenberg Naturhistorische Sammlungen Dresden.  
Paleogene, ?Oligocene, environs of Paris

### ***Bergeria*** C.PRESL in Sternberg 1838

- 1838 *Bergeria* C.PRESL in Sternberg., vol. II, 7/8, p. 183  
Type:  
1838 *Bergeria acuta* C.PRESL in Sternberg., vol. II, 7/8, p. 184, pl. 48, fig. 1a, b  
≡1911 *Lepidodendron acutum* (C.PRESL in Sternberg) KIDSTON, p. 146

Type designated formally by Andrews (1955), later confirmed by Álvarez-Vázquez and Wagner (2014). HOLOTYPE of *Bergeria acuta* C.PRESL in Sternberg 1838, Nos E 93, E 1835 (part and counterpart), housed in the collection of the National Museum, Prague.  
Carboniferous; Bohemia, Plasy  
For more details see *acuta*



**Bornia** STERNB. 1825

- 1825 *Bornia* STERNB., vol. 1, 4, tent. p. 28, nom. rej.  
≡1828a *Asterophyllites* BRONGN., p. 159, nom. cons.  
Type:  
1825 *Bornia equisetiformis* SCHLOTH. ex STERNB., vol. 1, 4, tent. p. 28  
1804 sine nomine; Schlotheim, p. 30, 32, pl. 1, fig. 1, pl. 2, fig. 3  
1820 *Casuarinites equisetiformis* SCHLOTH., p. 397, nom. inval., Art. 13.1 (f)

Type designated formally by Andrews (1955).  
Carboniferous/Lower Permian; Germany, Manebach, Wettin  
For more details see *equisetiformis*

**Bruckmannia** STERNB. 1825

- 1825 *Bruckmannia* STERNB., vol. I, 4, tent. p. 29, nom. rej.  
≡1821 *Schlotheimia* STERNB., vol. I, 2, p. 28, 32, nom. illeg., Art. 53.1. (non *Schlotheimia* BRID. 1812, p. 16)  
≡1828a *Asterophyllites* BRONGN., p. 159, nom. cons.  
Type:  
1821 *Schlotheimia tenuifolia* STERNB., vol. I, 2, tent. p. 32  
≡1825 *Bruckmannia tenuifolia* (STERNB.) STERNB., vol. I, 4, tent. p. 29, pl. 19, fig. 2  
≡1828a *Asterophyllites tenuifolius* (STERNB.) BRONGN., p. 159, 176

Type designated formally by Andrews (1955). HOLOTYPE of *Schlotheimia tenuifolia* STERNB. No E 38, coll. National Museum, Prague.  
Carboniferous; Bohemia, Radnice  
For more details see *tenuifolia*

**Bucklandia** STERNB. 1825

- 1825 *Bucklandia* STERNB., vol. I, 4, tent. p. 33, nom. rej. prop. (Doweld 2012) (non *Bucklandia* BRONGN., 1828a, p. 128, nom. cons. prop., non *Bucklandia* R.BR. ex GRIFF. 1836, p. 94, nom. illeg., Art. 53.1)  
≡1952 *Preslobucklandia* ROSELT, p. 65  
Type:  
1824 *Clathraria anomala* STOKES et WEBB, p. 42, pl. 45, fig. 1, pl. 46, fig. 8, pl. 47, fig. 4a–d  
≡1825 *Bucklandia anomala* (STOKES et WEBB) STERNB., vol. I, 4, tent. p. 23  
1992 *Bucklandia anomala* (STOKES et WEBB) STERNB.; Watson and Sincock, p. 186 (LECTOTYPE of *Clathraria anomala* STOKES et WEBB 1824, pl. 45, fig. 1)

Type designated formally by Andrews (1955), confirmed by Watson and Sincock (1992). LECTOTYPE of *Clathraria anomala* STOKES et WEBB 1825, No V.63625, coll. Natural History Museum, London.  
Cretaceous, Wealden; United Kingdom, Sussex

**Calamites** STERNB. 1820

- 1820 *Calamites* STERNB., vol. I, 1, p. 22, 24 (“*Calamitis*”) orth. cons.  
1820 *Calamites* SCHOLTH., p. 398, nom. inval., Art.13.1  
Type:  
1828e *Calamites suckowii* BRONGN., vol. I, 2, p. 124 (pl. 14, fig. 6, pl. 15, figs 1–6, pl. 16), typ. cons. (Cleal et al. 2012)

Type designated by Cleal et al. (2012).  
The nomenclatural status of *Calamites* has been the subject of frequent discussions, and a number of proposals have been made (e.g., Lanjouw 1953, Storch 1981, Greuter et al. 1994, Cleal et al. 2012). The position stated here is following Cleal et al. (2012) and Cleal and Thomas (2018).  
Carboniferous, Middle Pennsylvanian Series; Germany, Dudweiler near Saarbrücken

***Calamoxylon*** CORDA in Sternberg 1838

1838 *Calamoxylon* CORDA in Sternberg, vol. II, 7/8, p. 195

Type:

1838 *Calamoxylon cycadeum* CORDA in Sternberg, vol. II, 7/8, p. 195, pl. 54, figs 8–13

Type designated formally by Andrews (1955). HOLOTYPE of *Calamoxylon cycadeum* CORDA in Sternberg 1838, No E 113, coll. National Museum, Prague.

Carboniferous; Bohemia, Chomle near Radnice

For more details see *cycadeum*

***Camptopteris*** C.PRESL in Sternberg 1838

1838 *Camptopteris* C.PRESL in Sternberg, vol. II, 7/8, p. 168, nom. cons. prop. (Doweld 2018a) (non *Camptopteris* SCHIMP. 1869, p. 631, nom. illeg., Art. 53.1)

≡1832 *Quercites* H.BERGER, p. 22, nom. rej. prop. (Doweld 2018a)

Type:

1878 *Camptopteris spiralis* NATH., p. 33, pl. 2, fig. 8, pl. 3, pl. 4, figs 1–6, pl. 8, fig. 1, typ. cons. prop. (Doweld 2018a)

Type proposed by Doweld (2018a). LECTOTYPE of *Camptopteris spiralis* NATH. proposed by Doweld (2018a), No S054857 from the Rhaetian of Bjuf, Sweden, coll. Naturhistoriska riksmuseet, Stockholm.

Jurassic, Liassic; Germany, Strullendorf (“Strahlendorf”)

Doweld (2018a) pointed out that *Camptopteris*, when published was a nomenclaturally illegitimate name, as it included the original type *Quercites lobatus* H.BERGER. Presl in Sternberg (1838) cited the name *Quercites lobatus* H.BERGER as a synonym of *Camptopteris nilsonii* C.PRESL in Sternberg, thereby making *Camptopteris* C.PRESL in Sternberg a superfluous and illegitimate name.

***Catenaria*** STERNB. 1825

1825 *Catenaria* STERNB., vol. I, 4, tent. p. 25, nom. illeg., Art. 52.1 (non *Catenaria* ROUSSEL 1806, p. 85)

Type:

1825 *Catenaria decora* STERNB., vol. I, 4, tent. p. 25, pl. 52, fig. 1

Type designated formally by Andrews (1955).

Carboniferous; Germany, Löbejün (“Loebeginn”), Wettin

For more details see *decora*

***Chondrites*** STERNB. 1833

1833 *Chondrites* STERNB., vol. II, 5/6, p. 25

Type:

1828d *Fucoides targionii* BRONGN., vol. I, 1, p. 56, pl. 4, fig. 6

≡1833 *Chondrites antiquus* (BRONGN.) STERNB. vol. II, 5/6, p. 27

Type designated by Miller (1889, p. 25). It was described as an alga, but it is a trace fossil.

Quaternary; Linosa Island, (“Ile de Linoe” – Brongniart 1828d)

***Codites*** STERNB. 1833

1833 *Codites* STERNB., vol. II, 5/6, p. 20

Type:

1833 *Codites serpentinus* STERNB., vol. II, 5/6, p. 20, pl. 3, fig. 1

Type designated formally by Andrews (1955).

Jurassic; Germany, Solnhofen

For more details see *serpentinus*

***Columnaria*** STERNB. 1825

1825 *Columnaria* STERNB., vol. I, 4, tent. p. 25 (non *Columnaria* VOLOGDIN 1962, p. 235, nom. illeg., Art. 53.1)

Type:

1825 *Columnaria intacta* STERNB., vol. I, 4, tent. p. 25

Type designated formally by Andrews (1955).

Carboniferous; Germany, Aachen

For more details see *intacta*

***Conites*** STERNB. 1823

1823 *Conites* STERNB., vol. I, 3, p. 36, 39

≡1828a *Bucklandia* BRONGN., p. 128, nom. illeg., Art. 53.1

Type:

1823 *Conites bucklandii* STERNB., vol. I, 3, p. 36, 39, pl. 30

≡1828a *Bucklandia squamosa* BRONGN., p. 128, nom. illeg., Art. 52.1

Type designated formally by Andrews (1955), accepted by Cleal and Rees (2003).

HOLOTYPE of *Conites bucklandii* STERNB., No. J.29202, coll. Oxford University Museum.

Jurassic, Bathonian; United Kingdom, Stonesfield

The type differs significantly from the fossils ascribed to this genus in current practice.

For more details see *bucklandii*

***Crepidopteris*** C.PRESL in Sternberg 1838

1838 *Crepidopteris* C.PRESL in Sternberg, vol. II, 7/8, p. 119 (non *Crepidopteris* COPELAND 1938, p. 57, nom. illeg., Art. 53.1)

Type:

1833 *Pecopteris marginata* BRONGN., vol. I, 7, pl. 87, fig. 2

≡1838 *Crepidopteris marginata* (BRONGN.) C.PRESL in Sternberg, vol. II, 7/8, p. 119

Type designated formally by Andrews (1955).

Carboniferous; France, Alais

***Cromyodendron*** C.PRESL in Sternberg 1838

1838 *Cromyodendron* C.PRESL in Sternberg, vol. II, 7/8, p. 193, nom. illeg., Art. 52.1.

≡1825 *Scitaminites* STERNB., vol. I, 4, p. 36, nom. rej. (Doweld 2013c)

Type:

1820 *Scitaminites musaeformis* STERNB., vol. I, 1, p. 20, pl. 5, figs 2a, b

≡1838 *Cromyodendron radnicense* C.PRESL in Sternberg, vol. II, 7/8, p. 193, nom. illeg., Art. 52.1

≡1845 *Psaronius musaeformis* (STERNB.) CORDA, p. 94, pl. 45, fig. 3

Type designated formally by Andrews (1955). HOLOTYPE of *Scitaminites musaeformis* STERNB., No E 205, coll.

National Museum, Prague.

Carboniferous; Bohemia, Radnice

For more details see *radnicense*

***Cunninghamites*** C.PRESL in Sternberg 1838

1838 *Cunninghamites* C.PRESL in Sternberg, vol. II, 7/8, p. 203

Type:

1838 *Cunninghamites oxycedrus* C.PRESL in Sternberg, vol. II, 7/8, p. 203, pl. 48, fig. 3, pl. 49, figs 1a, b, c

Type designated by Seward (1919, p. 433), confirmed by Bosma et al. (2012). LECTOTYPE of *Cunninghamites oxycedrus* C.PRESL in Sternberg 1838, No F 642, designated by J. Kvaček and Straková (1997), coll. National Museum, Prague. The diagnosis of *Cunninghamites* C.PRESL in Sternberg (1838) is short, “leaves reminiscent of *Cunninghamia*”, but sufficient for valid publication.

Cretaceous, Cenomanian; Germany, Niederschöna (“Shoena”)  
For more details see *oxycedrus*

***Cycadites*** STERNB. 1825

1825 *Cycadites* STERNB., vol. I, 4, tent. p. 32, (non *Cycadites* BRONGN. 1828a, p. 92, 93, nom. illeg., Art. 53.1 nec *Cycadites* BUCKLAND 1836, p. 496, nom. illeg., Art. 53.1)

Type:

1825 *Cycadites nilsonii* STERNB., vol. I, 4, p. 41, tent. p. 32, pl. 47, fig. 1, nom. illeg., Art. 52.1

1820b sine nomine; Nilsson, p. 285, pl. 4, fig. 3

≡1825 *Nilssonia brevis* BRONGN., p. 218, pl. 12, fig. 4

Type designated formally by Andrews (1955). HOLOTYPE of *Cycadites nilsonii* STERNB. 1825 ≡ *Nilssonia brevis* BRONGN. 1825 confirmed by van Konijnenburg-van Cittert et al. (2016), No S87452, coll. Naturhistoriska riksmuseet, Stockholm.

Triassic, Rhaetian; Sweden, Höör

For more details see *nilsonii*

***Cyphopteris*** C.PRESL in Sternberg 1838

1838 *Cyphopteris* C.PRESL in Sternberg, vol. II, 7/8, p. 121

Type:

1834a *Pecopteris punctulata* BRONGN., vol. I, 8, p. 295, pl. 93, figs 1, 2

≡1838 *Cyphopteris punctulata* (BRONGN.) C.PRESL in Sternberg, vol. II, 7/8, p. 121

Type designated formally by Andrews (1955). The type specimens are probably housed in the Muséum de Strasbourg (No P18).

Carboniferous; USA, Pennsylvania, Wilkesbarre

***Cystoseirites*** STERNB. 1833

1833 *Cystoseirites* STERNB., vol. II, 5/6, p. 35

Type:

1833 *Cystoseirites partschii* STERNB., vol. II, 5/6, p. 35, pl. 11, fig. 1

Type designated formally by Andrews (1955). HOLOTYPE of *Cystoseirites partschii* STERNB. 1833, No Pb502, coll. Naturhistorisches Museum, Wien.

Neogene, Miocene; Romania, Săcădat (“Szacadat”)

For more details see *partschii*

***Dammarites*** C.PRESL in Sternberg 1838

1838 *Dammarites* C.PRESL in Sternberg, vol. II, 7/8, p. 203

≡1866 *Palaeostrobos* RENGER, p. 137, nom. illeg., Art. 53.1

≡1866 *Krannera* CORDA in Renger, p. 134

Type:

1838 *Dammarites albens* C.PRESL in Sternberg, vol. II, 7/8, p. 203, pl. 52, figs 11, 12

Type designated formally by Andrews (1955), confirmed by Hlušík (1976). HOLOTYPE of *Dammarites albens* C.PRESL in Sternberg 1838, No F 82, coll. National Museum, Prague.

Cretaceous, Cenomanian; Bohemia, Nový Bydžov (“Neubidschow”)

For more details see *albens*

***Encoelites*** STERNB. 1833

1833 *Encoelites* STERNB., vol. II, 5/6, p. 33

Type:

1833 *Encoelites mertensii* STERNB., vol. II, 5/6, p. 33, pl. 3, fig. 2

Type designated formally by Andrews (1955).

Jurassic; Germany, Solnhofen

For more details see *mertensii*

### *Equisetites* STERNB. 1833

1833 *Equisetites* STERNB., vol. II, 5/6, p. 43, nom. cons. (Doweld 2013e)

≡1827 *Oncylogonatum* K.D.KOENIG in Murchison, p. 300

Type:

1833 *Equisetites muensteri* STERNB., vol. II, 5/6, p. 43, pl. 16, figs 1-3, 4, 5, typ. cons. (Doweld, 2013e)

Type designated by Harris (1931). Syntypes in coll. Palaeontological Museum, Munich (Bayerische Staatssammlung für Paläontologie und Geologie) briefly revised by Jung and Knobloch (1972). LECTOTYPE of *Equisetites muensteri* STERNB. 1833 designated by J. Kvaček and Straková (1997), No SNBSB-BSPG AS VII 393, coll. Palaeontological Museum, Munich (Bayerische Staatssammlung für Paläontologie und Geologie).

Jurassic, Liassic; Germany, Strullendorf near Bamberg

For more details see *muensteri*

### *Favularia* STERNB. 1825

1825 *Favularia* STERNB., p. vol. I, 4, tent. p. 13

Type:

1825 *Favularia elegans* STERNB., vol. I, 4, p. 44, tent. p. 14, pl. 52, fig. 4

Type designated by Dawson (1866). The type specimen(s) presently missing.

Carboniferous; Germany, Wettin

For more details see *elegans*

### *Flabellaria* STERNB. 1821

1821 *Flabellaria* STERNB., vol. I, 2, p. 32, nom. illeg., Art. 53.1 (non *Flabellaria* CAVANILLES 1790, p. 436)

≡1952 *Exflabellaria* LAMOTTE, p. 159, substitute name for *Flabellaria* STERNB. 1821

Type:

1821 *Flabellaria raphifolia* STERNB., vol. I, 2, p. 32, pl. 21, fig. right

≡1823b *Palmacites raphifolius* (STERNB.) STERNB. ex BRONGN., p. 359

Type of *Flabellaria* STERNB. 1821 designated formally by Andrews (1955). HOLOTYPE of *Flabellaria raphifolia* STERNB., No AS I 778, coll. Palaeontological Museum, Munich (Bayerische Staatssammlung für Paläontologie und Geologie), revised by Jung (1974).

Type of *Exflabellaria* LAMOTTE 1952. Its type designated formally by Andrews (1955) as *Flabellaria raphifolia* STERNB. 1821. Paleogene; Austria, Häring

For more details see *raphifolia*

### *Germaria* C.PRESL in Sternberg 1838

1838 *Germaria* C.PRESL in Sternberg, vol. II, 7/8, p. 188, nom. rej. (Doweld 2013a) (non *Germaria* C.PRESL 1849, p. 221, nom. illeg., Art. 53.1)

Type:

1838 *Germaria elymiformis* C.PRESL in Sternberg, vol. II, 7/8, p. 188, pl. 59, figs 1a, 1b, 2–9, nom. rej. (Doweld 2014a)

Type designated formally by Andrews (1955), confirmed by Doweld (2013a). LECTOTYPE of *Germaria elymiformis* C.PRESL in Sternberg 1838 designated by Doweld (2014a), No SNSB-BSPG AS VII 403, coll. Bayerische Staatssammlung für Paläontologie und Geologie, No ?, coll. Oberfränkisches Erdgeschichtliches Museum Bayreuth, Germany (part and counterpart are housed in two different collections).

Jurassic; Germany, Bayreuth (“*Baruthium*”)

For more details see *elymiformis*

**Goepertia** C.PRESL in Sternberg 1838

1838 *Goepertia* C.PRESL in Sternberg, vol II, 7/8, p. 120, nom. illeg., Art. 53.1 (non *Goepertia* NEES 1831, p. 337 nec *Goepertia* GRISEBACH 1862, p. 141, nom. illeg., Art. 53.1)

Type:

1838 *Goepertia polypodioides* C.PRESL in Sternberg, vol II, 7/8, p. 120, pl. 50, fig. 1a

≡1948 *Pecopteris polypodioides* (C.PRESL in Sternberg) NĚMEJC, pp. 1, 5, nom. illeg., Art. 53.1

1948 “*Goepertia*” *polypodioides* (C.PRESL in Sternberg) NĚMEJC, p. 8, pl.1, figs 6, 7

Type designated formally by Andrews (1955). HOLOTYPE of *Goepertia polypodioides* C.PRESL in Sternberg 1838, No. E 161, coll. National Museum, Prague.

Carboniferous; Bohemia, Plasy

For more details see *polypodioides*

**Gutbieria** C.PRESL in Sternberg 1838

1838 *Gutbieria* C.PRESL in Sternberg, vol. II, 7/8, p. 116

Type:

1838 *Gutbieria angustiloba* C.PRESL in Sternberg, vol. II, 7/8, p. 116, pl. 33, figs 13a–e, nom. illeg., Art. 52.1

≡1836 *Cyatheites asterocarpoides* STERNB. in Göppert, p. 327

≡1936 *Phlebopteris angustiloba* (C.PRESL in Sternberg) HIRMER et HÖRHAMMER, p. 26, pl. 6, figs 1–4, text-fig. 5.3

Type designated by Corda (1845). Type material is presently missing.

Jurassic, Liassic; Germany, Strullendorf (“Strahlendorf”)

J. Kvaček and Straková (1997) did not notice that the text in C. Presl in Sternberg 1838, p. 116, below the name “*Gutbieria*”, indicates the diagnosis for the genus is the same as for the species.

For more details see *angustiloba*

**Haliserites** STERNB. 1833

1833 *Haliserites* STERNB., vol. II, 5/6, p. 34 (non *Haliserides* SCHIMP. 1869, p. 184, nom. illeg., Art. 53.1)

Type:

1833 *Haliserites reichii* STERNB., vol. II, 5/6, p. 34, pl. 24, fig. 7

Type designated formally by Andrews (1955), confirmed by Knobloch (1978). The type material of *Haliserites reichii* STERNB. 1833 available in the coll. National Museum, Prague.

Cretaceous, Cenomanian; Germany, Niederschöna (“Shoena”)

For more details see *reichii*

**Halymenites** STERNB. 1833

1833 *Halymenites* STERNB., vol. II, 5/6, p. 29

Type:

1833 *Halymenites vermiculatus* STERNB., vol. II, 5/6, p. 29, pl. 5, fig. 3

*Halymenites schnitzleinii* STERNB. 1833 was formally designated a type by Andrews (1955). It is interpreted here as a branch of a conifer *Brachyphyllum*. J. Kvaček and Straková (1997) suggested *Halymenites vermiculatus* STERNB. 1833 as a type; it could potentially represent an ichno-taxon.

Jurassic; Germany, Solnhofen

For more details see *vermiculatus*

**Huttonia** STERNB. 1837

1837 *Huttonia* STERNB., p. 69 (non *Huttonia* E.GROVE et G.STURT 1887, p. 142, nom. illeg., Art. 53.1)

Type:

1837 *Huttonia spicata* STERNB., p. 63, pl. 1, fig. 1, 2-4

Type designated formally by Andrews (1955), confirmed by J. Kvaček and Straková (1997) and Libertín and Bek (2004). LECTOTYPE designated by J. Kvaček and Straková (1997), No E 74ab, coll. National Museum, Prague.

Carboniferous; Bohemia, Vranovice (“Wranowitz”) near Radnice  
For more details see *spicata*

*Juglandites* STERNB. 1825

- 1825 *Juglandites* STERNB., vol. I, 4, tent. p. 40, (nom. nud.) nom. inval., Art. 32.1  
=1840 *Juglandites* STERNB. ex ENDL., p. 1127, nom. illeg., Art. 53.1 (non *Juglandites* BERGER 1832, p. 29)  
“Type”:  
=1822b *Juglans nux-aurinensis* BRONGN., p. 65, pl. 6, fig. 6

*Juglandites* STERNB. was validly published first by Endlicher (1840, p. 1127), but the name *Juglandites* was already employed by Berger (1832, p. 29) for the leaf impression (fern *Juglandites castaneaefolius* H.BERGER = *Clathropteris* sp. indet.) from the Jurassic of Germany.

“Type”, formally, but invalidly, designated by Andrews (1955).  
Neogene, Miocene; Italy, Torino

*Knorria* STERNB. 1825

- 1825 *Knorria* STERNB., vol. I, 4, tent. p. 37  
=1823 *Lepidolepis* STERNB., vol. I, 3, p. 35, 39 pro parte  
Type:  
1823 *Lepidolepis imbricata* STERNB., vol. I, 3, p. 39, pl. 27  
=1825 *Knorria imbricata* (STERNB.) STERNB., vol. I, 4, tent. p. 37

Type designated by Miller (1889).  
Carboniferous; Germany, Magdeburg  
For more details see *imbricata*

*Laccopteris* C.PRESL in Sternberg 1838

- 1838 *Laccopteris* C.PRESL in Sternberg, vol. II, 7/8, p. 115  
=1836 *Asterocarpus* GÖPP., p. 172 pro parte  
Type:  
1838 *Laccopteris elegans* C.PRESL in Sternberg, vol. II, 7/8, p. 115, pl. 32, figs 8a<sub>1,2,3</sub>, b, c, nom. illeg., Art. 52.1  
=1836 *Asterocarpus lanceolatus* STERNB. in Göppert, p. 382

Type designated formally by Andrews (1955). One syntype of *Laccopteris elegans* C.PRESL in Sternberg 1838, coll. Palaeontological Museum, Munich (Bayerische Staatssammlung für Paläontologie und Geologie).  
Jurassic, Liassic; Germany, Steindorf near Bamberg  
For more details see *elegans*

*Lepidodendron* STERNB. 1820

- 1820 *Lepidodendron* STERNB., vol. I, 1, tent. p. 23  
Type:  
non designatus

Designation of the type has been a matter of discussion for several decades. Andrews (1955) formally designated *Lepidodendron dichotomum* STERNB. 1820 as a type, J. Kvaček and Straková (1997) proposed *Lepidodendron obovatum* STERNB. 1820 as a type. Lately Álvarez-Vázquez and Wagner (2014) suggested *Lepidodendron acuelatum* STERNB. 1820 as a type. The type material of all three above-mentioned species is in the collection of the National Museum, Prague. The genus needs revision.  
Carboniferous; Bohemia, Radnice

*Lepidophloios* STERNB. 1825

- 1825 *Lepidophloios* STERNB., vol. I, 4, tent. p. 13, orth. cons. (Wang 2007), nom. cons. (Doweld 2013f)

Type:

- 1820 *Lepidodendron laricinum* STERNB., vol. I, 1, p. 23, pl. 11, figs 2–4  
≡1825 *Lepidophloios laricinum* (STERNB.) STERNB., vol. I, 4, tent. p. 13

Type designated by Dawson (1866). LECTOTYPE of *Lepidodendron laricinum* STERNB. 1820, designated by Z. Kvaček and J. Kvaček (1992, p. 41, pl. 1, fig. 2), No E 4747, coll. National Museum, Prague.

Carboniferous; Bohemia, Vranovice near Radnice

For more details see *laricinum*

### *Lepidolepis* STERNB. 1823

- 1823 *Lepidolepis* STERNB., vol. I, 3, p. 35, 39

Type:

- 1823 *Lepidolepis syringoides* STERNB., vol. I, 3, p. 36, pl. 31, fig. 2  
≡1823 *Lepidolepis dubia* STERNB., vol. I, 3, p. 39, pl. 31, fig. 2, alternative name, Art. 36.3

Type designated by J. Kvaček and Straková (1997).

From two species originally included in the genus *Lepidolepis* STERNB. 1823, only *L. syringoides* (≡ *L. dubia*) remains in this genus. Sternberg (1825) moved the species *L. imbricata* to the genus *Knorria* STERNB. 1825.

Andrews (1955) did not follow the decision of Sternberg (1825), who restricted the genus *Lepidolepis* only to the species *L. syringoides* STERNB. (≡ *L. dubia* STERNB.).

Carboniferous; Germany, Magdeburg

For more details see *syringoides*

### *Linopteris* C.PRESL in Sternberg 1838

- 1838 *Linopteris* C.PRESL in Sternberg, vol. II, 7/8, p. 167  
≡1835 *Dictyopteris* GUTBIER, p. 63, nom. illeg., Art. 53.1

Type:

- 1838 *Linopteris gutbieriana* C.PRESL in Sternberg, vol. II, 7/8, p. 167, nom. illeg., Art. 52.1  
≡1835 *Dictyopteris brongniartii* GUTBIER, p. 63, pl. 11, figs 7, 9, 10

Type designated formally by Andrews (1955). Type material (Nos 176/129, No 176/129(2), 176/129(3)) is available in the collection of Technische Universität, Bergakademie Freiberg. *Dictyopteris* GUTBIER 1835, nom. illeg., Art. 53.1 (non *Dictyopteris* J.V.LAMOUR. 1809, nom. cons.) does not concur to *Linopteris* C.PRESL in Sternberg 1838.

Carboniferous; Germany, Zwickau

For more details see *gutbieriana*

### *Lomatofloyos* CORDA in Sternberg 1838

- 1838 *Lomatofloyos* CORDA in Sternberg, vol. II, 7/8, p. 206

Type:

- 1838 *Lomatofloyos crassicaule* CORDA in Sternberg, vol. II, 7/8, p. 206, pl. 66, figs 10–14, pl. 68, fig. 20

Type designated formally by Andrews (1955). Unfigured material available in coll. National Museum, Prague.

Carboniferous; Bohemia, Chomle near Radnice

For more details see *crassicaule*

### *Muensteria* STERNB. 1833

- 1833 *Muensteria* STERNB., vol. II, 5/6, p. 31

Type:

- 1833 *Muensteria vermicularis* STERNB., vol. II, 5/6, p. 32, pl. 1, fig. 3

Type designated formally by Andrews (1955).

Jurassic; Germany, Solnhofen

For more details see *vermicularis*



*Musaeites* C.PRESL in Sternberg 1838

1838 *Musaeites* C.PRESL in Sternberg, vol. II, 7/8, p. 191

Type:

1838 *Musaeites primaevus* C.PRESL in Sternberg, vol. II, 7/8, p. 191, pl. 39, fig. 6

Type designated formally by Andrews (1955). HOLOTYPE of *Musaeites primaevus* C.PRESL in Sternberg 1838, No E 108, coll. National Museum, Prague.

Carboniferous; Bohemia, Krušovice (“Kruschowitz”)

For more details see *primaevus*

*Myriophyllites* STERNB. ex F.J.KRÜGER 1825b

1823 *Myriophyllites* STERNB., vol. I, 3, p. 36, 39, (nom. nud.) nom. inval., Art. 41.1

≡1825b *Myriophyllites* STERNB. ex J.F.KRÜGER, p. 64, nom. illeg., Art. 52.1 (non *Myriophyllites* ARTIS 1825, p. 12 nec *Myriophyllites* UNGER 1842, p. 44, nom. illeg., Art. 53.1)

Type:

1825b *Myriophyllites dubius* STERNB. ex J.F.KRÜGER, p. 65, nom. illeg., Art. 52.1 (≡ 1825 *Bechera myriophylloides* STERNB., vol. I, 4, tent. p. 30)

1823 *Myriophyllites dubius* STERNB. vol. I, 3, p. 36, 39, pl. 31, fig. 4, nom. inval., Art. 43.1

Carboniferous; Great Britain, Durham

For more details see *dubius*

*Noeggerathia* STERNB. 1821

1821 *Noeggerathia* STERNB., vol. I, 2, p. 28, 33

Type:

1821 *Noeggerathia foliosa* STERNB., vol. I, 2, p. 28, 33, pl. 20

Type designated formally by Andrews (1955), confirmed by Šimůnek and Bek (2003). HOLOTYPE of *Noeggerathia foliosa* STERNB. 1821, No E 122a, b, (part and counterpart), coll. National Museum, Prague.

Carboniferous; Bohemia, environs of Beroun

For more details see *foliosa*

*Steffensia* subgen. *Notopteris* C.PRESL in Sternberg 1838

1838 *Steffensia* subgen. *Notopteris* C.PRESL in Sternberg, vol. II, 7/8, p. 122

Type:

1836 *Aspidites silesiacus* GÖPP., p. 364, pl. 27, pl. 39, fig. 1

≡1838 *Steffensia (Notopteris) silesiaca* (GÖPP.) C.PRESL in Sternberg, vol. II, 7/8, p. 122

Carboniferous; Poland, Walbrzych (“Waldenburg”)

*Nymphaeites* STERNB. 1825

1825 *Nymphaeites* STERNB., vol. I, 4, p., tent. p. 39, (nom. nud.) nom. inval., Art. 41.1

≡1857 *Nymphaeites* STERNB. ex CASPARY, p. 199

Type:

1857 *Nymphaeites arethusae* (BRONGN.) STERNB. ex CASPARY, p. 200

≡1822b *Nymphaea arethusae* BRONGN., p. 74, pl. 6, fig. 9

Type designated formally by Andrews (1955).

Paleogene, Oligocene; France, Longjumeau near Paris

*Pecopteris* subgen. *Orthopleuria* C.PRESL in Sternberg 1838

1838 *Pecopteris* subgen. *Orthopleuria* C.PRESL in Sternberg, vol. II, 7/8, p. 157

Type:

1838 *Pecopteris (Orthopleuria) arguta* C.PRESL in Sternberg, vol. II, 7/8, p. 157, nom. illeg., Art. 53.1 (non *Pecopteris arguta* STERNB., vol. I, 4, tent. p. 19)

≡1834a *Pecopteris arguta* STERNB.; Brongniart, vol. I, 7, p. 303, pl. 108, figs 3, 4

≡1836 *Polypodites elegans* GÖPP., p. 344, pl. 15, fig. 10

Carboniferous; France, St. Etienne

For more details see *arguta*

***Partschia*** C.PRESL in Sternberg 1838

1838 *Partschia* C.PRESL in Sternberg, vol. II, 7/8, p. 115

Type:

1838 *Partschia brongniartii* C.PRESL in Sternberg, vol. II, 7/8, p. 116

≡1834 *Pecopteris hemitelioides* BRONGN. pro parte, vol. I, 9, p. 314, pl. 108, fig. 2, three upper pinnae (non pl. 108, fig. 1, fig. 2 four lower pinnae)

Type designated formally by Andrews (1955).

Carboniferous; Germany, Saarbrücken

For more details see *brongniartii*

***Phialopteris*** C.PRESL in Sternberg 1838

1838 *Phialopteris* C.PRESL in Sternberg, vol. II, 7/8, p. 114

≡1914 *Norimbergia* GOTHAN, p. 19

Type:

1838 *Phialopteris tenera* C.PRESL in Sternberg, vol. II, 7/8, p. 114, pl. 32, figs 1a<sub>1,2</sub>-d, nom. illeg., Art. 52.1

≡1836 *Asterocarpus heterophyllus* STERNB. in Göppert, p. 382

Type designated formally by Andrews (1955). LECTOTYPE of *Phialopteris tenera* C.PRESL in Sternberg 1838 designated by van Konijnenburg-van Cittert et al. (2018), not by Jung et Knobloch (1972), No BT 760, coll. Oberfränkisches Museum Bayreuth, No SNSB-BSPG AS VII 402, coll. Palaeontological Museum, Munich (Bayerische Staatssammlung für Paläontologie und Geologie), (part and counterpart are housed in two different collections).

Jurassic, Liassic; Germany, Reundorf (“Rheindorf”)

For more details see *tenera* and *heterophyllus*

***Phillipsia*** C.PRESL in Sternberg 1838

1838 *Phillipsia* C.PRESL in Sternberg, vol. II, 7/8, p. 206, nom. rej. (non *Phillipsia* BERK. 1881, p. 388, nom. cons.)

Type:

1833 *Lepidodendron harcourtii* WITHAM, p. 51, pls 12, 13

≡1838 *Phillipsia harcourtii* (WITHAM) C.PRESL in Sternberg, vol. II, 7/8, p. 206

Type designated formally by Andrews (1955).

Carboniferous; United Kingdom, unknown locality

***Polypodiolites*** STERNB. 1823

1823 *Polypodiolites* STERNB., vol. I, 3, p. 36, 39

Type:

1823 *Polypodiolites pectiniformis* STERNB., vol. I, 3, p. 39, pl. 33, fig. 1

Type designated formally by Andrews (1955). HOLOTYPE of *Polypodiolites pectiniformis* STERNB. 1823, No J.21796, coll. University Museum Oxford. The genus is listed in Sternberg (1823, p. 39) and described only briefly as “*descriptio generico-specifica*” in Sternberg (1823, p. 36): “... ein gefiedertes Blatt, das wir für ein Farrenkraut halten, ohne es genau bestimmen zu können vom *Polypodium pectinatum*, dem es am meisten ähnlich sieht, ist es verschieden.” That can be translated as follows: “... a pinnate leaf that can be assigned to a fern, without being able to determine it exactly, it differs from *Polypodium pectinatum*, to which it looks most similar.”

Jurassic, Bathonian; United Kingdom, Stonesfield  
For more details see *pectiniformis*

***Polystichites*** C.PRESL in Sternberg 1838

1838 *Polystichites* C.PRESL in Sternberg, vol. II, 7/8, p. 117, nom. rej. (Doweld 2013d)  
=1849 *Coniopteris* BRONGN., vol. 13, p. 75, nom. cons.

Type:

1836 *Pecopteris murrayana* BRONGN., vol. I, 10, p. 358, pl. 126, figs 1–5, pl. 137, figs 4–5  
≡1838 *Polystichites murrayana* (BRONGN.) C.PRESL in Sternberg, vol. II, 7/8, p. 117

Type designated formally by Andrews (1955). *Coniopteris* BRONGN. 1849 was conserved against *Polystichites* C.PRESL in Sternberg 1838 by Doweld (2013d).

Jurassic; United Kingdom, Scarborough

***Preissleria*** C.PRESL in Sternberg 1838

1838 *Preissleria* C.PRESL in Sternberg, vol. II, 7/8, p. 192

Type:

1838 *Preissleria antiqua* C.PRESL in Sternberg, vol. II, 7/8, p. 192, pl. 33, figs 5, 10

Type designated formally by Andrews (1955). Type material is missing in the collection of the Palaeontological Museum, Munich (Bayerische Staatssammlung für Paläontologie und Geologie).

Jurassic, Liassic; Germany, Steinsdorf (“Steindorf”) near Bamberg

For more details see *antiqua* and *distans*

***Protopteris*** STERNB. 1838

1838 *Protopteris* STERNB., vol. II, 7/8, p. 169

Type:

1820 *Lepidodendron punctatum* STERNB., vol. 1, 1, p. 20, tent. p. 23, pl. 4, figs 1, 2, pl. 8, figs 2A<sub>a,b</sub> (detail)  
≡1838 *Protopteris punctata* (STERNB.) STERNB., vol. II, 7/8, p. 170, pl. 65, figs 1–3

Type designated formally by Andrews (1955), confirmed by Greguš et al. (2013). HOLOTYPE of *Protopteris punctata* (STERNB.) STERNB. 1838, No F 1471, coll. National Museum, Prague.

Cretaceous, Cenomanian; Bohemia, Kounice

For more details see *punctata*

***Rabdotus*** C.PRESL in Sternberg 1838

1838 *Rabdotus* C.PRESL in Sternberg, vol. II, 7/8, p. 193

Type:

1833 *Calamites verrucosus* STERNB., vol. I, 5/6, p. 50, pl. 13  
≡1838 *Rabdotus verrucosus* (STERNB.) C.PRESL in Sternberg, vol. II, 7/8, p. 193

Type designated formally by Andrews (1955). HOLOTYPE of *Rabdotus verrucosus* (STERNB.) C.PRESL in Sternberg 1838, No E 5736, coll. National Museum, Prague.

Carboniferous; Bohemia, Svinná

For more details see *verrucosus*

***Reussia*** C.PRESL in Sternberg 1838

1838 *Reussia* C.PRESL in Sternberg, vol. II, 7/8, p. 125, nom. illeg., Art. 53.1 (non *Reussia* ENDL. 1836, p. 139, nom. cons.)  
≡1836 *Scolopendrites* GÖPP., p. 276 (non *Scolopendrites* LESQ. 1854, p. 425, nom. illeg., Art. 53.1)  
≡1844 *Crematopteris* SCHIMP. et A.MOUG., p. 73, nom. illeg., Art. 52.1

Type:

- 1828c *Filicites scolopendroides* BRONGN., p. 443, pl. 18, fig. 2  
≡1838 *Reussia scolopendroides* (BRONGN.) C.PRESL in Sternberg, vol. II, 7/8, p. 125, (“*scolopendrioides*”)  
≡1836 *Scolopendrites jussieui* GÖPP., p. 276, nom. illeg., Art. 52.1  
≡1844 *Crematopteris typica* SCHIMP. et A.MOUG., p. 74, pl. 35, nom. illeg., Art. 52.1

Type designated formally by Andrews (1955).  
Triassic; France, Sulz-les-Bains

#### ***Rhodea*** C.PRESL in Sternberg 1838

- 1838 *Rhodea* C.PRESL in Sternberg, vol. II, 7/8, p. 109, nom. illeg., Art. 53.1 (non *Rhodea* ENDL. 1836, p. 155, ort. var. *Rohdea* ROTH 1821, p. 196)  
≡1959 *Rhodeopteridium* W.ZIMM., pp. 280, 272, nom. inval., Art. 41.5  
≡1962 *Rhodeopteridium* W.ZIMM. ex R.H.WAGNER, footnote to captions pl. 29, fig. 5  
Type:  
1829 *Sphenopteris trichomanoides* BRONGN., p. 182, pl. 48, fig. 3  
≡1838 *Rhodea trichomanoides* (BRONGN.) C.PRESL in Sternberg, vol. II, 7/8, p. 109

Type designated formally by Andrews (1955).  
Carboniferous; France, Anzin near Valenciennes

#### ***Rhodomelites*** STERNB. 1833

- 1833 *Rhodomelites* STERNB., vol. II, 5/6, p. 25, nom. illeg., Art. 52.1  
≡1822d *Fucoides* BRONGN., p. 26  
Type:  
1822a *Fucoides strictus* C.AGARDH ex BRONGN., p. 237, pl. 3, fig. 3  
≡1833 *Rhodomelites strictus* (BRONGN.) STERNB., vol. II, 5/6, p. 25

Type designated formally by Andrews (1955). *Rhodomelites* STERNB. is based on the same type as *Fucoides* BRONGN. 1822d.  
Cretaceous; France, Île-d’Aix (“Aix”) near La Rochelle

#### ***Rhytidolepis*** STERNB. 1821

- 1821 *Rhytidolepis* STERNB., vol. I, 2, p. 32, nom. rej.  
≡1822a *Sigillaria* BRONGN., p. 209, nom. cons.  
Type:  
1821 *Rhytidolepis ocellata* STERNB., vol. I, 2, p. 25, tent. p. 32, pl. 15

Type designated formally by Andrews (1955). HOLOTYPE of *Rhytidolepis ocellata* STERNB. 1821, No E 82, coll. National Museum, Prague. However, *Sigillaria* BRONGN. 1822a is conserved against *Sigillaria* RAF. ex NUTT. 1819 and also against *Rhytidolepis* STERNB. 1821.  
Carboniferous; Bohemia, Svinná  
For more details see *ocellata*

#### ***Rotularia*** STERNB. 1821

- 1821 *Rotularia* STERNB., vol. I, 2, p. 30, 33, nom. rej.  
≡1828a *Sphenophyllum* BRONGN., p. 68, nom. cons.  
Type:  
1821 *Rotularia marsiliaefolia* STERNB., vol. I, 2, pp. 30, 33  
≡1804 sine nomine Schlotheim, p. 57, pl. 2, fig. 24  
≡1820 *Palmacites verticilatus* SCHLOTH., p. 396, nom. inval., Art. 13.1 (f)  
1825 *Rotularia marsiliaefolia* STERNB.; Sternberg, vol. I, 4, tent. p. 32

Type designated formally by Andrews (1955). Unfigured syntypes available in the collections of Museum für Naturkunde, Berlin and the National Museum, Prague.

Carboniferous/Permian; Germany, Gotha and Wettin  
For more details see *marsiliaefolia*

***Sagenopteris*** C.PRESL in Sternberg 1838

1838 *Sagenopteris* C.PRESL in Sternberg, vol. II, 7/8, p. 164  
=1836 *Acrostichites* GÖPP., p. 174, 284 pro parte  
=1836 *Woodwardites* GÖPP., p. 175, 288 pro parte

Type:

1838 *Sagenopteris rhoifolia* C.PRESL in Sternberg, vol. II, 7/8, p. 165, pl. 35, fig. 1, nom. illeg., Art. 52.1  
≡1836 *Acrostichites inaequilaterus* STERNB. in Göppert, p. 287

Type designated formally by Andrews (1955), confirmed by Harris (1933), but questioned by Cleal and Rees (2003), who suggested *Sagenopteris acutiloba* C.PRESL in Sternberg 1838 as a type. Type material of *Sagenopteris rhoifolia* C.PRESL in Sternberg 1838 is missing in the collection of the Palaeontological Museum, Munich (Bayerische Staatssammlung für Paläontologie und Geologie).

Jurassic, Liassic; Germany, Strullendorf (“Strahlendorf”)

For more details see *rhoifolia* and *acuminata*

***Schlotheimia*** STERNB. 1821

1821 *Schlotheimia* STERNB., vol. I, 2, p. 28, 32, nom. illeg., Art. 53.1 (non *Schlotheimia* BRID. 1812, pp. 16, 27)  
≡1825a *Casuarinites* SCHLOTH. ex J.F.KRÜGER, p. 140  
=1828a *Asterophyllites* BRONGN., p. 159, nom. cons.

Type:

1821 *Schlotheimia arborescens* STERNB., vol. I, 2, p. 32  
1804 sine nomine; Schlotheim, p. 30, 32, pl. 1, figs 1, 2, pl. 2, fig. 3  
≡1820 *Casuarinites equisetiformis* SCHLOTH., p. 397, nom. inval., Art. 13.1 (f)  
≡1825a *Casuarinites equisetiformis* SCHLOTH. ex J.F.KRÜGER, p. 141, nom. illeg., Art. 52.1

Type designated formally by Andrews (1955).

Carboniferous/Lower Permian; Germany, Manebach, Wettin

***Sciadipteris*** STERNB. 1838

1838 *Sciadipteris* STERNB., vol. II, 7/8, p. 117

Type:

1838 *Sciadipteris radnicensis* C.PRESL in Sternberg, vol. II, 7/8, p. 118, pl. 37, fig. 1, 1b

Type designated formally by Andrews (1955). Type material presently missing in the collection of the National Museum, Prague.

Carboniferous; Bohemia, Břasy (“Brzas”)

For more details see *radnicensis*

***Scitaminites*** STERNB. 1825

1825 *Scitaminites* STERNB., vol. I, 4, tent. p. 36, nom. rej. (Doweld 2013c)  
=1832 *Psaronius* COTTA, p. 27, nom. cons.  
≡1838 *Cromyodendron* C.PRESL in Sternberg, vol. II, 7/8, p. 193, nom. illeg., Art. 52.1

Type:

1825 *Scitaminites musaeformis* STERNB., vol. I, 4, tent. p. 36  
1820 sine nomine; Sternberg, vol. I, 1, p. 20, pl. 5, fig. 2a, b  
≡1845 *Psaronius musaeformis* (STERNB.) CORDA, p. 94, pl. 45, fig. 3

Type designated formally by Andrews (1955). HOLOTYPE of *Scitaminites musaeformis* STERNB. 1825, No E 205, coll. National Museum, Prague. *Psaronius* COTTA 1832 was conserved against *Scitaminites* STERNB. 1825 by Doweld (2013c).

Carboniferous; Bohemia, Radnice

For more details see *musaeformis*

***Sphaerococcites*** STERNB. 1833

1833 *Sphaerococcites* STERNB., vol. II, 5/6, p. 28

≡1869 *Sphaerococcides* SCHIMPER, p. 163, nom. illeg., Art. 52.1

Type:

1833 *Sphaerococcites ciliatus* STERNB., vol. II, 5/6, p. 28, pl. 4, fig. 1

Type designated formally by Andrews (1955). HOLOTYPE of *Sphaerococcites ciliatus* STERNB. 1833, No E 6a, b, coll. National Museum, Prague.

Jurassic; Germany, Solnhofen

For more details see *ciliatus*

*Pecopteris* subgen. ***Sphenoplecteris*** C.PRESL in Sternberg 1838

1838 *Pecopteris* subgen. *Sphenoplecteris* C.PRESL in Sternberg, vol. II, 7/8, p. 138

Type:

1825 *Pecopteris angustissima* (STERNB.) STERNB., vol. I, 4, tent. p. 18

≡1838 *Pecopteris (Sphenoplecteris) angustissima* (STERNB.) C.PRESL in Sternberg, vol. II, 7/8, p. 138

≡1938a *Corynepteris angustissima* (STERNB.) NĚMEJC, p. 15, pl. 3, fig. 8

Type designated by J. Kvaček and Straková (1997). HOLOTYPE of *Pecopteris angustissima* STERNB. 1825, No E 123, coll. National Museum, Prague.

Carboniferous; Bohemia, Svinná

For more details see *angustissima*

***Staphylopteris*** C.PRESL in Sternberg 1838

1838 *Staphylopteris* C.PRESL in Sternberg, vol. II, 7/8, p. 174

Type:

1828b *Filicites polybotria* BRONGN., p. 44 (“*polybotria*”)

1837a *Filicites polybotria* BRONGN., vol. I, 11, p. 390, pl. 137, fig. 6 (“*polybotria*”)

1838 *Staphylopteris polybotria* (BRONGN.) C.PRESL in Sternberg, vol. II, 7/8, p. 176

Type designated formally by Andrews (1955).

*Staphylopteris* C.PRESL in Sternberg (1838) is described only briefly as “*descriptio generico-specifica*” by C. Presl in Sternberg (1838) as follows: “*An inflorescentia seu panicula fructifera cujusdam Botrychio vel Aneimiae analogae plantae*”, which means: “An inflorescence or paniculate fructification similar to certain ferns of *Botrychium* or *Anemia*”. Although J. Kvaček and Straková (1997) considered the genus invalid, new evaluation considering not only the short description, but also the figure in Brongniart (1837a, pl. 137, fig. 6) argues for valid publication of the genus by C. Presl in Sternberg (1838). Paleogene, Oligocene; France, Armissan

***Steinhauera*** C.PRESL in Sternberg 1838

1838 *Steinhauera* C.PRESL in Sternberg, vol. II, 7/8, p. 202, nom. illeg., Art. 53.1 (non *Steinhauera* GÖPP. 1835, p. 246)

Type:

1838 *Steinhauera subglobosa* C.PRESL in Sternberg, vol. II, 7/8, p. 202, pl. 57, figs 1–4

Type designated formally by Andrews (1955), confirmed by Knobloch et al. (1996). LECTOTYPE of *Steinhauera subglobosa* C.PRESL in Sternberg 1838 designated by J. Kvaček and Straková (1997), No G 2117, coll. National Museum, Prague. *Steinhauera* GÖPP. 1835 based on *Steinhauera sternbergii* GÖPP. 1835 has priority over *Steinhauera* C.PRESL in Sternberg 1838, unless the letter is conserved.

Paleogene, Eocene; Bohemia, Staré Sedlo

For more details see *subglobosa*

***Strephopteris*** C.PRESL in Sternberg 1838

1838 *Strephopteris* C.PRESL in Sternberg, vol. II, 7/8, p. 120, nom. rej. (Doweld 2018b)

Type:

1838 *Strephopteris ambigua* C.PRESL in Sternberg, vol. II, 7/8, p. 120, pl. 50, fig. 2a, b

≡1934b *Aciteca ambigua* (C.PRESL in Sternberg) NĚMEJC, p. 3, pl. 1, figs 1, 2

Type designated formally by Andrews (1955). HOLOTYPE of *Strephopteris ambigua* C.PRESL in Sternberg 1838, No E 162a,b, coll. National Museum, Prague.

Carboniferous; Bohemia, Plasy

For more details see *ambigua*

### *Syringodendron* STERNB. 1820

1820 *Syringodendron* STERNB., vol. I, 1, pp. 22, 24

Type:

1820 *Syringodendron pes-capreoli* STERNB., vol. I, 1, p. 22, tent. p. 24, pl. 13, fig. 2

Type designated by Miller (1889). HOLOTYPE of *Syringodendron pes-capreoli* STERNB. 1820, No E 83, coll. National Museum, Prague.

Carboniferous; Bohemia, Žacléř (“Schatzlar”)

For more details see *pes-capreoli*

### *Taxodites* C.PRESL in Sternberg 1838

1838 *Taxodites* C.PRESL in Sternberg, vol. II, 7/8, p. 204 (non *Taxodites* UNG. in Endlicher 1842, nom. illeg., Art. 53.1)

Type:

1838 *Taxodites tenuifolius* C.PRESL in Sternberg, vol. II, 7/8, p. 204, pl. 33, fig. 4

Type designated formally by Andrews (1955).

We suggest that the short description by Presl in Sternberg (1838) “*Ramuli foliage illis cupressus valde analogi*” meaning “Leafy twigs analogous to *Cupressus*” characterises the genus adequately, and we therefore consider *Taxodites* C.PRESL in Sternberg 1838 to be validly published.

Jurassic, Liassic; Germany, Reundorf (“Reindorf”) near Bamberg

### *Thuites* STERNB. 1825

1825 *Thuites* STERNB., vol. I, 4, tent. p. 38

≡1828a *Thuytes* BRONGN., p. 109 (orthographic variant), nom. illeg., Art. 53.1

Type:

1825 *Thuites alienus* STERNB., vol. I, 4, p. 40, tent. p. 38, pl. 45, fig. 1

≡1828a *Juniperites alienus* (STERNB.) BRONGN., p. 108

≡1971 *Sequoia aliena* (STERNB.) ERW.KNOBLOCH, p. 44

Type designated formally by Andrews (1955), confirmed by Knobloch (1971). LECTOTYPE of *Thuites alienus* STERNB. 1825 designated by Greguš and J. Kvaček (2015), No F 3675, coll. National Museum, Prague.

Cretaceous, Turonian; Bohemia, Smečno (“Schmetschna”)

For more details see *alienus*

### *Tithymalites* C.PRESL in Sternberg 1838

1838 *Tithymalites* C.PRESL in Sternberg, vol. II, 7/8, p. 205

Type:

1838 *Tithymalites biformis* C.PRESL in Sternberg, vol. II, 7/8, p. 205, pl. 53, figs 1–6

Type designated formally by Andrews (1955). HOLOTYPE of *Tithymalites biformis* C.PRESL in Sternberg 1838, No E 112, coll. National Museum, Prague.

Carboniferous; Bohemia, Radnice (“Radnitz”)

For more details see *biformis*

### *Variolaria* STERNB. 1820

1820 *Variolaria* STERNB., vol. I, 1, p. 24, nom. illeg., Art. 53.1 (non *Variolaria* PERS. 1794, p. 23, nom. cons., non *Variolaria* BULL. 1791, nom. rej., Jorgensen 2018)

≡1822a *Stigmaria* BRONGN., p. 228

Type:

1820 *Variolaria ficoides* STERNB., vol. I, 1, p. 22, tent. p. 24, pl. 12, figs 1–3

≡1822a *Stigmaria ficoides* (STERNB.) BRONGN., p. 228

Type designated formally by Andrews (1955). HOLOTYPE *Variolaria ficoides* STERNB. 1820, No E 80, coll. National Museum, Prague.

Carboniferous; Bohemia, Radnice (“Radnitz”)

For more details see *ficoides*

***Volkmannia*** STERNB. 1825

1825 *Volkmannia* STERNB., vol. I, 4, tent. p. 29, nom. illeg., Art. 53.1 (non *Volkmannia* JACQ. 1798, p. 48)

Type:

1825 *Volkmannia distachya* STERNB., vol. I, 4, tent. p. 30, pl. 48, figs 3a, b

≡1911 *Palaeostachya distachya* (STERNB.) JONGM., p. 191, 335, text-figs 296–299

Type designated formally by Andrews (1955). Type material is presently missing.

Carboniferous; Bohemia, Svinná

For more details see *distachya*

***Walchia*** STERNB. 1825

1825 *Walchia* STERNB., vol. I, 4, tent. p. 22

≡1938 *Lebachia* FLORIN, p. 23, nom. illeg., Art. 52.1

Type:

1825 *Walchia piniformis* SCHLOTH. ex STERNB., vol. I, 4, tent. p. 22

≡1820 *Lycopodiolites piniformis* SCHLOTH., p. 415, pro parte pl. 23, fig. 1a (non pl. 23, fig. 1b) nom. inval., Art. 13.1 (f)

1889 *Walchia piniformis* STERNB.; Miller, p. 149

Type designated by Römer (1879), confirmed (re-selected) by Miller (1889). HOLOTYPE of *Walchia piniformis* SCHLOTH. ex STERNB. 1825, No 1988/128a, b, coll. Museum für Naturkunde, Berlin.

Carboniferous; Germany, Streitgern (“Frauengraben”) near Klein-Schmalkalden

For more details see *piniformis*

***Zamites*** C.PRESL in Sternberg 1838

1838 *Zamites* C.PRESL in Sternberg, vol. II, 7/8, p. 195, nom. illeg., Arts 52.1 and 53.1 (non *Zamites* BRONGN. 1828a, pp. 91, 94, nom. cons. prop. (Zijlstra and van Konijneneburg-van Cittert 2020); non *Zamites* ZAKLINSK. 1957, p. 92, nom. illeg., Art. 53.1)

Type:

1822b *Endogenites echinatus* BRONGN., p. 43, pl. 5, fig. 2

≡1838 *Zamites brongniartii* C.PRESL in Sternberg, p. 196, nom. illeg., Art. 52.1

Type proposed in IFPNI (2020). Type material housed in Muséum National d’Histoire Naturelle, Paris (IFPNI 2020).

Paleogene, Paleocene; France, Vailly-sur-Aisne (“Vailli”) near Soissons

***Zonarites*** STERNB. 1833

1833 *Zonarites* STERNB., vol. II, 5/6, p. 34

≡1869 *Zonarides* SCHIMP., p. 186, nom. illeg., Art. 52.1

≡1828d *Fucoides* subgen. *Dictiotytes* BRONGN., vol. I, 1, p. 67

Type:

1823a *Fucoides flabellaris* BRONGN., p. 311, pl. 20, fig. 5

≡1833 *Zonarites flabellaris* (BRONGN.) STERNB., vol. II, 5/6, p. 34

≡1828d *Fucoides (Dictiotytes) flabellaris* BRONGN. vol. I, 1, p. 67, pl. 8, fig. 5

Type designated formally by Andrews (1955).

Paleogene, Eocene; Italy, Monte Bolca



## Names of species and infraspecific taxa proposed in works by K. M. Sternberg

The following section of the catalogue lists the species and infraspecific taxa published by K. M. Sternberg, in Versuch einer geognostisch – botanischen Darstellung der Flora der Vorwelt (FVW 1820-1838), by Sternberg in Göppert and by Sternberg (1827, 1837), and Karel (Carolus) B. Presl and August Karl J. Corda in FWV (1838) in alphabetical order of their species epithets. The nomenclatural and basic taxonomic classification has been done for each taxon. The invalidly published or illegitimate names are given with the article number of the International Code of Nomenclature for algae, fungi, and plants (Turland et al. 2018).

Each record is arranged in the following order:

### Epithet

### Full scientific name with reference

### Synonymy

Museum number	Kind of nomenclatural type
Plate where the specimen is figured in the catalogue	
Systematic position	
Brief description of the plant remains	
Preservatio	Notes on labels
Age	Original number
Lithostratigraphy	Origin of the specimen
Locality	
Notes	
Collection	

Explanation:

### Epithet:

Original epithet published by Sternberg or his collaborators. If the original spelling of the epithet has been changed according to the Code, the original spelling is in quotation marks and in parenthesis. Example: *julianiformis* (“*julianaeformis*”)

### Full scientific name with reference:

In cases of nomenclatural types, it is the basionym; only Arabic numbers (except numbers of volumes) are used in citations; the abbreviation “tent.” means *Tentamen florum primordialis*, e.g., the systematic part attached to parts 1–4 of FVW; the specimen under discussion is shown in bold or outlined font; in cases of syntypes, the inventory number is included in parenthesis following the number of the figure.

### Synonymy:

Nomenclatural synonyms are marked “≡”, taxonomical synonyms are marked “=” or “~” if it is an opinion of only some authors. When the taxon has been revised in the present work, the name is marked “herein”; bold print in synonymy highlights the name in current use of the fossil plant; plates

and figures printed in bold font refer to the type (figured specimen under discussion; in the case of missing specimens, or those of unknown repository, the digit of their figures is shown in outlined font; the abbreviation “Art.” means article (followed by a number) of the Code (Turland et al. 2018); if the original spelling differs from the Code due to an orthographical variant, the original spelling is in quotation marks and in parenthesis; lectotypes or neotypes designated by previous authors are attached – example: 1974 *Alnus julianiformis* (STERNB.) KVAČEK et HOLÝ, p. 368, **pls 1–4** (NEOTYPE of *Phyllites julianiformis* STERNB. 1823, vol. I., 3: 37, 39, pl. 36, fig. 2 – No G 2133); if Sternberg and his collaborators published additional illegitimate epithets based on the same specimen, the complete epithet record is included only with the legitimate epithet; if the taxa are considered as taxonomic synonyms, the complete synonymy is listed only with the commonly used or the most important taxa.

Specimens figured or mentioned in earlier publications, specified as types for newly designed taxa by K. M. Sternberg and his collaborators are marked as “o”. Sternberg’s own specimens or material he had on loan (not specimens figured in older literature) are always preferred for the description and selection of synonymy in the catalogue. In the cases where Sternberg and his collaborators did not have the material at their disposal, we present direct references to those taxa or specimens that were published (in written text or illustrations) by earlier workers.

### Museum number:

If “non vidimus” is attached, the specimen has not been personally examined by the authors.

### Nomenclatural type:

It is often difficult to determine how many specimens Sternberg and his collaborators had at their disposal while writing the protologue, and in such cases the nomenclatural type cannot be easily ascertained. The following principle is used to determine the nomenclatural type:

If the author in the protologue describes and depicts only one specimen, we consider it the holotype (Art.9.1). If the holotype or the syntypes defined above are missing, or their repositories are unknown, they are listed as “holotype missing” or “syntypes missing”. If the taxon is designated without a figure of the type specimen and we have at our disposal the specimen or specimens labelled with an original taxon name (basionym) used by Sternberg or his collaborators, we simply use the terms “holotype” or “syntypes”. If the unfigured type specimen is missing or its repository is unknown, it is stated: “holotype or syntypes missing”. In some cases, when the type collection included two or more unfigured specimens (syntypes) and the revising author was convinced that the type specimens of the revised taxon belong to the type collection, he selected the lectotype, even if only one type specimen was depicted by Sternberg or his collaborators. This practice has been respected in our catalogue (e.g., 1838 *Zamites acuminatus* C.PRESL in Sternberg, vol. II, 7/8, p. 199, **pl. 43, fig. 2**; 1972 *Zamites acuminatus* C.PRESL in Sternberg; Jung and Knobloch, p. 109, (LECTOTYPE *Zamites acuminatus* C.PRESL in Sternberg). In certain cases, when the holotype or syntypes are missing, we

have recorded unfigured specimens. Being unable to define whether they really come from the type collection, we have only mentioned them as a possible source for future selection of a neotype.

**Authors of Latin names:**

Authors of Latin names follow standards defined by the International Plant Names Index (IPNI 2020). If the authors names are absent there we alternatively follow International Fossil Plant names Index (IFPNI 2020) or the Plant Fossil Names Registry (PFNR 2020).

**Plate where the specimen is figured in the catalogue:**

The plates show only specimens housed in the National Museum, Prague.

**Systematic position:**

If the affinity of fossils is unknown, no statement is attached.

**Preservation:**

If we are unable to determine whether the specimen is a compression or impression, we use the wording compression/impression.

**Age:**

Stratigraphy if it is known to us, is adopted from published literature.

**Lithostratigraphy:**

Abbreviations used are “F.” for formation and “M.” for member.

**Locality:**

Contemporary names of localities are used. Those used by Sternberg and his collaborators that differ in more than one letter are attached in original spelling in quotation marks and in parenthesis – example Germany, Strullendorf (“Strahlendorf”); if a name of the type locality has not been traced, it is also given in quotation marks.

**Origin of the specimen:**

If the specimen was originally a part of Sternberg’s collection, it is designated: coll. Sternberg. If not, the name of the collection holder from whom Sternberg obtained or borrowed the specimen is mentioned. Abbreviation NCM is used for original numbers (Text-fig. 1) made by F. X. Zippe for K. M. Sternberg when the material was successively transferred to the museum collection. NCM numbers are one of the key characters used for identification of the material of the Sternberg collection.

**Collection:**

Collections mentioned in the publications by K. M. Sternberg, from which type specimens are damaged or missing are listed in square brackets.

If the holotype or syntypes are missing or of unknown repository, the epithet record is usually consequently simplified, and only the kind of nomenclatural type, synonymy, age, locality and notes are attached.

### *acicularis*

1838 *Chondrites acicularis* C.PRESL in Sternberg, vol. II, 7/8, p. 104, **pl. 27, fig. 4**

No E 32	
Pl. 1, fig. 2	holotype
?Thallophyta	
?thallus	
impression	Sternberg's label
Cretaceous	NCM 354
Bohemia, Zimoř ("Moritzberg")	coll. Sternberg
coll. National Museum, Prague	

### *aculeatum*

1820 *Lepidodendron aculeatum* STERNB., vol. I, 1, p. 20, tent. p. 23, **pl. 6, fig. 2** (E 4671), **pl. 8, fig. 1 B<sub>a,b</sub>** (details of leaf cushions)

≡1838 *Sagenaria aculeata* (STERNB.) C.PRESL in Sternberg, vol. II, 7/8, p. 177  
=1822a *Sagenaria coelata* BRONGN., p. 239, pl. 12(1), fig. 6, nom. inval., Art. 32.1  
1825 *Sagenaria coelata* BRONGN. ex Sternberg, vol. I, 4, tent. p. 11  
1929 *Lepidodendron aculeatum* STERNB.; Domin, p. 153, **text-fig. 96**  
1970 *Lepidodendron aculeatum* STERNB.; Thomas, p. 146, pl. 29, **fig. 1, text-fig. 2A**  
1992 *Lepidodendron aculeatum* STERNB.; Z. Kvaček and J. Kvaček, p. 41, **pl. 1, fig. 1**

No E 4671	
Pl. 2, fig. 1	holotype
Lycopodiopsida, Lepidocarpaceae	
surface of stem with leaf-cushions	
impression	
Carboniferous, Moscovian	NCM 791
Kladno F., Radnice M.	coll. Sternberg
Bohemia, Radnice ("Radnitz")	
coll. National Museum, Prague	

Type of the generic name *Sagenaria* BRONGN. as suggested by Cleal and Thomas (2018).

### *acuminata*

1838 *Sagenopteris acuminata* C.PRESL in Sternberg, vol. II, 7/8, p. 165, **pl. 35, fig. 3**

○1836 *Acrostichites inaequilaterus* STERNB. in Göppert, p. 287 (pro parte)

≡1845 *Acrostichites acuminatus* (C.PRESL in Sternberg) UNGER, p. 77  
=1825 *Filicites nilsonianus* BRONGN., p. 218, pl. 12, fig. 1 ("*nilsoniana*")  
=1838 *Sagenopteris rhoifolia* C.PRESL in Sternberg, vol. II, 7/8, p. 165, pl. 35, fig. 1, nom. illeg., Art. 52.1  
=1838 *Sagenopteris diphylla* C.PRESL in Sternberg, vol. II, 7/8, p. 165, pl. 35, fig. 4  
=1838 *Sagenopteris semicordata* C.PRESL in Sternberg, vol. II, 7/8, p. 165, pl. 35, fig. 2  
=1870 *Sagenopteris nilsoniana* (BRONGN.) E.HÉBERT, p. 374  
1933 *Sagenopteris nilsoniana* (BRONGN.) E.HÉBERT; Harris, p. 5, pl. 1, fig. 11, text-figs 1, 2A–F

No E 153	
Pl. 1, fig. 5	syntype
Pteridospermopsida, Caytoniales	red No
isolated pinna	
impression	
Jurassic, Liassic	NCM 546

Germany, Strullendorf (“Strahlendorf”)  
coll. National Museum, Prague

Unfigured syntype K 412 (NCM 553, loc. “Strahlendorf”) in the collection of the National Museum, Prague.

### *acuminatus*

- 1825 *Carpolithes acuminatus* STERNB., vol. I, 4, tent. p. 40 (“*Carpolites*”)  
○1820 sine nomine; Sternberg, vol. I, 1, **pl. 7, fig. 4**

No E 1198  
Pl. 2, fig. 2 holotype  
detached elliptical, longitudinally ribbed seed Sternberg’s label  
impression – cast Feistmantel’s label  
Carboniferous, Moscovian NCM 1332  
Kladno F., Radnice M. coll. Sternberg  
Bohemia, Radnice (“Radnitz”)  
coll. National Museum, Prague

J. Kvaček and Straková (1997) used this name as validly published, although it was based solely on an illustration, because precise illustration itself can be considered to meet the requirements of valid publication (Art. 38.7, Art. 38.9).

### *acuminatus*

- 1838 *Zamites acuminatus* C.PRESL in Sternberg, vol. II, 7/8, p. 199, **pl. 43, fig. 2**  
≡1840 *Pterocycadites acuminatus* (C.PRESL in Sternberg) C.F.W.BRAUN, p. 100  
≡1843 *Pterophyllum acuminatum* (C.PRESL in Sternberg) MORRIS, p. 19  
≡1844 *Nilssonia acuminata* (C.PRESL in Sternberg) GÖPP., p. 141  
1914 *Nilssonia acuminata* (C.PRESL in Sternberg) GÖPP.; Gothan, p. 123, pl. 26, fig. 1, pl. 28, figs 2, 3, pls 31, 32, figs 2, 3, pl. 33, fig. 4, pl. 34, figs 2, 4, pl. 38, figs 2–5, pl. 39, figs 1, 2  
1972 *Zamites acuminatus* C.PRESL in Sternberg; Jung and Knobloch, p. 109, (LECTOTYPE)  
=1838 *Zamites heterophyllum* C.PRESL in Sternberg, vol. II, 7/8, p. 199, pl. 43, figs 4, 5  
=1838 *Zamites muensteri* C.PRESL in Sternberg, vol. II, 7/8, p. 199, pl. 43, fig. 1  
2007 *Nilssonia acuminata* (C.PRESL in Sternberg) GÖPP.; Pott et al., p. 209

non vidimus lectotype  
Cycadopsida, Cycadales  
basal and medial part of a simply pinnate leaf  
impression  
Jurassic, Liassic  
Germany, Strullendorf (“Strahlendorf”), Bamberg coll. Münster  
coll. Bayerische Staatssammlung für Paläontologie und Geologie, München, Germany

Lectotype selected by Jung and Knobloch (1972) from the type collection housed in Bayerische Staatssammlung für Paläontologie und Geologie, München.

### *acuta*

- 1838 *Bergeria acuta* C.PRESL in Sternberg, vol. II, 7/8, p. 184, **pl. 48, fig. 1a, b**  
≡1911 *Lepidodendron acutum* (C.PRESL in Sternberg) KIDST., p. 146  
1964 *Lepidodendron acutum* (C.PRESL in Sternberg) KIDST.; Crookall, p. 285, pl. 60, fig. 2, **text-fig. 92**  
1992 *Lepidodendron acutum* (C.PRESL in Sternberg) KIDST.; Z. Kvaček and J. Kvaček, p. 41, **pl. 1, fig. 3**  
=1831 *Lepidodendron dilatatum* LINDL. et HUTTON, vol. I, p. 27, pl. 7, fig. 2  
=1831 *Lepidodendron gracile* LINDL. et HUTTON, vol. I, p. 30, pl. 9, figs 1, 2  
=1831 *Lepidodendron sternbergii* LINDL. et HUTTON, vol. I, p. 15, pl. 4

- =1838 *Bergeria acuta* C.PRESL in Sternberg, vol. II, 7/8, p. 184, pl. 58, figs 1a, 1b  
 =1838 *Bergeria angulata* C.PRESL in Sternberg, vol. II, 7/8, p. 184, pl. 58, fig. 17  
 =1838 *Bergeria marginata* C.PRESL in Sternberg, vol. II, 7/8, p. 184, pl. 58, fig. 16  
 =1838 *Bergeria quadrata* C.PRESL in Sternberg, vol. II, 7/8, p. 184, pl. 58, fig. 19  
 =1838 *Bergeria rhombica* C.PRESL in Sternberg, vol. II, 7/8, p. 184, pl. 58, fig. 18  
 =2014 *Bergeria dilatata* (LINDL. et HUTTON) ÁLVAREZ-VÁZQUEZ et R.H.WAGNER, p. 201, (figs 13, 14a–h, 16g–h)

Nos E 93, E 1835  
 Pl. 2, fig. 3 (E 93), pl. 2, fig. 4 (E 1835) holotype  
 Lycopodiopsida, Lepidocarpaceae  
 surface of stem with leaf-cushions  
 impression Feistmantel's label  
 Carboniferous, Moscovian NCM 843, 844  
 Kladno F., Nýřany M. coll. Sternberg  
 Bohemia, Plasy  
 part and counterpart  
 coll. National Museum, Prague

Type of the generic name *Bergeria* C.PRESL in Sternberg 1838.

### *acutiloba*

1833 *Sphenopteris acutiloba* STERNB., vol. II, 5/6, p. 60, **pl. 20, fig. 6**

- ≡1836 *Cheilanthes acutilobus* (STERNB.) GÖPP., p. 223  
 ≡1877 *Diplothemema acutiloba* (STERNB.) STUR, p. 124 (230)  
 1937b *Diplothemema acutiloba* (STERNB.) STUR; Němejc, p. 1, pl. 1, fig. 1, **text-fig. 1**

No E 963  
 Pl. 3, fig. 1 holotype  
 part of fern frond  
 impression  
 Carboniferous, Moscovian  
 Kladno F., Radnice M. coll. Sternberg  
 Bohemia, Radnice ("Radnitz")  
 coll. National Museum, Prague

### *acutus* holotype missing

1838 *Equisetites acutus* C.PRESL in Sternberg, vol. II, 7/8, p. 107, **pl. 31, fig. 3**

Triassic, Carnian; Germany, Sinsheim

### *aequalis* holotype

- 1833 *Calamites aequalis* STERNB., vol. II, 5/6, p. 49  
 ○1828e *Calamites suckowii* var.  $\beta$  BRONGN., vol. I, 2, p. 124, **pl. 16, figs 2–4**

Carboniferous; France, Vitry le Francois ("Litry")  
 coll. Muséum national d'Histoire naturelle, Paris (Pátová 2001)

### *aequalis* var. *simplex*

1833 *Chondrites aequalis* (BRONGN.) STERNB. var. *simplex* STERNB., vol. II, 5/6, p. 26, **pl. 9, fig. 1**

1994 *Chondrites* ichnosp.; Mikuláš and Straková, p. 145, **pl. 6, fig. 4**

Nos E 17a, E 17b  
 Pl. 3, fig. 3 (E 17a) holotype

trace fossils

coll. Sternberg

Italy, ?North Italy

part and counterpart

coll. National Museum, Prague

*affinis*

1825 *Lycopodiolites affinis* STERNB., vol. I, 4, p. 45, tent. p. 9, pl. 56, fig. 1

=1828a *Lepidodendron ophiurus* (BRONGN.) BRONGN., p. 85

1964 *Lepidodendron ophiurus* (BRONGN.) BRONGN.; Crookall, p. 287

No E.05140

holotype

Lycopodiopsida, Lepidocarpaceae

leafy branch

impression

Carboniferous; Pennsylvanian

Coal Measures Supergroup, Blackstone

United Kingdom, Yarrow ("ad Yarrow")

coll. Buckland

coll. Oxford University Museum of Natural History of Natural History

*affinis*

holotype missing

1825 *Pecopteris affinis* STERNB., vol. I, 4, tent. p. 20

○1804 sine nomine; Schlotheim, p. 35, pro parte, pl. 5, fig. 8 (non pl. 4, fig. 7)

○1820 *Filicites aquilinus* SCHLOTH., p. 405, nom. inval., Art. 13.1 (f)

≡1828a *Pecopteris schlotheimii* BRONGN., p. 57, nom. illeg., Art. 52.1

≡1832 *Filicites aquilinus* SCHLOTH., p. 6 pro parte, pl. 5, fig. 8 (non pl. 4, fig. 7), nom. illeg., Art. 52.1

≡1843 *Asterocarpus affinis* (STERNB.) GEINITZ in Reichenbach, p. 84

Carboniferous/Lower Permian, Gzhelian/Asselian; Germany, Manebach

*affinis*

1838 *Sagenaria affinis* C.PRESL in Sternberg, vol. II, 7/8, p. 180, pl. 68, fig. 9

=1825 *Lepidodendron volkmannianum* STERNB., vol. I, 4, p. 44, tent. p. 10, pl. 53, fig. 3 a–d

1964 *Lepidodendron volkmannianum* STERNB.; Crookall, p. 279, pl. 61, fig. 6, pl. 72, fig. 3, text-fig. 90

No K 370

Pl. 4, fig. 2

holotype

Lycopodiopsida, Lepidocarpaceae

surface of stem with leaf-cushions

impression

Carboniferous, Serpukhovian

NCM 840

coll. Sternberg

Poland, Walbrzych ("Waldenburg")

coll. National Museum, Prague

*affinis*

1833 *Sphaerococcites affinis* STERNB., vol. II, 5/6, p. 28, pl. 7, fig. 1

≡1849 *Chondrites affinis* (STERNB.) BRONGN. in d'Orbigny, vol. 13, p. 161

2012 *Chondrites affinis* (STERNB.) BRONGN.; Uchman et al., p. 315, fig. 2A

No E 11

Pl. 3, fig. 4  
trace fossil  
impression  
Cretaceous, Campanian  
Khalenberger Formation  
Austria, Weidling (“Weidlingau”) near Vienna  
coll. National Museum, Prague  
holotype  
coll. Sternberg

### *affinis*

- 1825 *Walchia affinis* STERNB., vol. I, 4, tent. p. 22  
○1820 *Lycopodiolites filiciformis* SCHLOTH., p. 414 pro parte, **pl. 24 lower right**, (non pl. 24 left, upper right) nom. inval., Art. 13.1 (f)  
=1825 *Walchia filiciformis* SCHLOTH. ex STERNB., vol. I, 4, tent. p. 22  
=1934 *Ernestiodendron filiciforme* (SCHLOTH. ex STERNB.) FLORIN, p. 468 (“*filiciformis*”)  
1990 *Ernestiodendron filiciforme* (SCHLOTH. ex STERNB.) FLORIN; Kerp et al., pp. 221, 224

No 1988/134  
Pinopsida, Pinales  
leafy branch  
compression  
Lower Permian  
Germany, Frauengraben (“Streitgern”) near Kleinschmalkalden  
coll. Museum für Naturkunde, Berlin  
holotype  
Quendtedt’s No L 149  
Schlotheim’s No 1797  
coll. Schlotheim

### *albens*

- 1838 *Dammarites albens* C.PRESL in Sternberg, vol. II, 7/8, p. 203, **pl. 52, figs 11, 12**  
≡1846 *Dammara albens* (C.PRESL in Sternberg) CORDA in Reuss, p. 92, pl. 49, figs 6–8  
=1841b *Dammarites crassipes* GÖPP., p. 122, pl. 53, fig. 3  
=1866 *Palaeostrobus crassipes* (GÖPP.) RENGER, p. 137, **pl. 1, figs 2, 3–5**  
=1866 *Palaeostrobus mirabilis* CORDA ex RENGER, p. 137, pl. 1, fig. 1  
=1873 *Lepidocaryopsis westphaleni* STUR, p. 3  
1976 *Dammarites albens* C.PRESL in Sternberg; Hluštík, p. 53, **pl. 1, figs 1–2, 3–7**, pl. 2, figs 1, 2, pl. 3, figs 1–5, pl. 4, figs 1–6, pl. 5, figs 1–7, pl. 6, figs 1–5, pl. 7, figs 1–3, pl. 8, figs 1–6

No F 82  
Pl. 3, fig. 2  
Pinopsida  
stem and reproductive structure  
cast  
Cretaceous, Cenomanian  
Peruc-Korycany F., Peruc M.  
Bohemia, Nový Bydžov (“Neubidschow”)  
coll. National Museum, Prague  
Type of the generic name *Dammarites* C.PRESL in Sternberg 1838.  
holotype  
coll. Sternberg

### *alienus*

- 1825 *Thuites alienus* STERNB., vol. I, 4, p. 40, tent. p. 38, **pl. 45, fig. 1**  
≡1828a *Juniperites alienus* (STERNB.) BRONGN., p. 108  
≡1833 *Caulerpites fastigiatus* STERNB., vol. II, 5/6, p. 23, nom. illeg., Art. 52.1  
≡1847 *Widdringtonites fastigiatus* (STERNB.) ENDL., p. 272  
≡1869 *Sequoia fastigiata* (STERNB.) HEER, p. 11, pl. 1, figs 10–13  
≡1971 *Sequoia aliena* (STERNB.) ERW.KNOBLOCH, p. 44

2015 *Thuites alienus* STERNB.; Greguš and J. Kvaček, p. 323, **pl. 5, fig. 3**, pl. 6, figs 1–4, pl. 7, figs 1–8 (LECTOTYPE)

No. F 3675  
Pl. 68, fig. 1 lectotype  
Pinopsida  
leafy twig  
impression  
Cretaceous, Turonian  
Bílá Hora Formation  
Bohemia, Smečno (“Schmetschna”)  
coll. National Museum, Prague

Type of the generic name *Thuites* STERNB. 1825.

There is one unfigured syntype No F 344 (loc. Smečno, NCM 350) in the Sternberg collection in the National Museum, Prague.

### *alpina*

1838 *Cyclopteris alpina* C.PRESL in Sternberg, vol. II, 7/8, p. 135, **pl. 39, fig. 3**

No E 158  
Pl. 1, fig. 1 holotype  
Pteridospermopsida  
isolated aphlebia  
impression Feistmantel’s label  
Carboniferous, Pennsylvanian NCM 1372  
coll. Sternberg  
Austria, Styria, “Stangenalp”  
coll. National Museum, Prague

### *alpina*

1833 *Neuropteris alpina* STERNB., vol. II, 5/6, p. 76, **pl. 22, fig. 2**

≡1855 *Odontopteris alpina* (STERNB.) GEINITZ, p. 20, pl. 26, fig. 12, pl. 27, fig. 1  
=1822a *Filicites (Odontopteris) brardii* BRONGN., p. 234, pl. 2, figs 5a, b  
=1825 *Odontopteris brardii* (BRONGN.) STERNB., vol. I, 4, p. 21  
1949 *Odontopteris brardii* (BRONGN.) STERNB.; Němejc, p. 11, **pl. 2, figs 4, 4a**

No E 149  
Pl. 4, fig. 1 syntype  
Pteridospermopsida  
part of simply pinnate leaf  
impression  
Carboniferous  
coll. Sternberg  
Italy, Sabaudia, province of Latina, Lazio and Austria, Styria “Stangelalp”  
coll. National Museum, Prague

Unfigured syntype No K 397 (NCM 1370) locality “Stangenalp” in the collection of the National Museum, Prague.

### *alpina*

1838 *Pecopteris alpina* C.PRESL in Sternberg, vol. II, 7/8, p. 147, **pl. 39, fig. 5**

≡1847 *Cyatheetes alpinus* (C.PRESL in Sternberg) GÖPP. in Bronn, p. 364  
≡1940 *Asterotheca alpina* (C.PRESL in Sternberg) NĚMEJC, p. 11  
=1865 *Pecopteris lamuriana* HEER, p. 13, fig. 12  
1948 *Pecopteris lamuriana* HEER; Němejc, p. 4, **pl. 1, figs 2, 3**



No E 159  
 Pl. 1, fig. 4  
 Polypodiopsida  
 part of fern frond  
 impression  
 Carboniferous

holotype

Feistmantel's label  
 NCM 1387  
 coll. Sternberg

Austria, Styria, "Stangenalp"  
 coll. National Museum, Prague

*Pecopteris alpina* C.PRESL in Sternberg 1838 has priority over *Pecopteris lamuriana* HEER 1865, if the two type specimens belong to the same species.

### *alternans*

1825 *Syringodendron alternans* STERNB., vol. I, 4, p. 45, tent. p. 24, **pl. 58, fig. 2**

≡1832 *Sigillaria alternans* (STERNB.) LINDL. et HUTTON, vol. I, p. 159, (pl. 56)  
 1997 *Sigillaria* sp. indet. (*Syringodendron*); J. Kvaček and Straková, p. 32, **pl. 1, fig. 3**

No E 85  
 Pl. 1, fig. 3  
 Lycopodiopsida, Lepidocarpaceae  
 surface of decorticated stem  
 compression/impression  
 Carboniferous

holotype

Sternberg's label  
 Feistmantel's label  
 NCM 1001  
 coll. Grasser

Germany, Eschweiler near Aachen  
 coll. National Museum, Prague

### *alveolare*

holotype missing

1820 *Lepidodendron alveolare* STERNB., vol. I, 1, pp. 21 ("alveolatum"), 23, **pl. 9, fig. 1 a, b**

≡1828d *Sigillaria alveolaris* (STERNB.) BRONGN., p. 65  
 ≡1825 *Favularia obovata* STERNB., vol. I, 4, tent. p. 13, nom. illeg., Art. 52.1

Carboniferous; Bohemia, Žebrák ("Žebrack") near Beroun,

Type of the generic name *Favularia* STERNB. 1825.

### *ambigua*

1838 *Strephopteris ambigua* C.PRESL in Sternberg, vol. II, 7/8, p. 120, **pl. 50, figs 2a, b**

≡1934b *Acitheca ambigua* (C.PRESL in Sternberg) NĚMEJEC, p. 3, **pl. 1, figs 1, 2**  
 ≡1951 *Pecopteris ambigua* (C.PRESL in Sternberg) CORSIN, p. 272, pl. 147, figs 1, 4, text-fig. 66

No E 162a, b  
 Pl. 4, fig. 4 (E 162a)  
 Polypodiopsida, Marattiidae  
 terminal part of fertile leaf  
 impression  
 Carboniferous, Moscovian  
 Kladno F., Nýřany M.  
 Bohemia, Plasy  
 part and counterpart  
 coll. National Museum, Prague

holotype

coll. Sternberg

Type of the generic name *Strephopteris* C.PRESL in Sternberg 1838.

## *ambiguus*

1825 *Phyllites ambiguus* STERNB., vol. I, 4, p. 39, **pl. 42, fig. 1**

=?1850a *Myrica banksiaefolia* UNGER, p. 395

=?1851b *Banksia ungeri* ETTINGSH., p. 731, nom. illeg., Art. 52.1

1997 cf. *Myrica banksiaefolia* UNGER; Z. Kvaček in J. Kvaček and Straková, p. 33, **pl. 4, fig. 5**

No K 328

Pl. 4, fig. 5

holotype

Magnoliopsida

middle part of leaf

impression

Paleogene, Eocene

NCM 221

Häring Beds (Häringer Schichten)

coll. Sternberg

Austria, Bad Häring (“Häring”)

coll. National Museum, Prague

*Phyllites ambiguus* STERNB. 1825 has priority over *Myrica banksiaefolia* UNGER 1850a, if the identity is confirmed (questionable due to poor preservation of the Sternberg holotype).

## *anglicum*

1823 *Lepidodendron anglicum* STERNB., vol. I, 3, p. 35, tent. p. 38, **pl. 29, fig. 3**

≡1838 *Aspidiaria anglica* (STERNB.) C.PRESL in Sternberg, vol. II, 7/8, p. 181

≡1901 *Omphalophloios anglicus* (STERNB.) KIDST., p. 134, text-fig. 26

1966 *Omphalophloios anglicus* (STERNB.) KIDST.; Crookall, p. 481, pl. 99, figs 1, 2, **text-fig. 141**

=1880 *Lepidodendron cyclostigma* LESQ., vol. II, p. 394, pl. 62, fig. 5

=1898 *Omphalophloios cyclostigma* (LESQ.) D.WHITE, p. 340, pls 20–23

No E 1431

Pl. 5, fig. 5

holotype

Lycopodiopsida, Lepidocarpaceae

surface of stem with leaf-cushions

impression/compression

Feistmantel's label

Carboniferous, Moscovian

NCM 818

coll. Breuner

United Kingdom, Paulton, Somerset

coll. National Museum, Prague

*L. anglicum* STERNB. 1823 has priority over *O. cyclostigma* (LESQ.) D.WHITE 1898, if the two type specimens belong to the same species.

## *angulata*

1838 *Bergeria angulata* C.PRESL in Sternberg, vol. II, 7/8, p. 184, **pl. 68, fig. 17**

=1838 *Bergeria acuta* C.PRESL in Sternberg, vol. II, 7/8, p. 184, pl. 48, fig. 1a

=1911 *Lepidodendron acutum* (C.PRESL in Sternberg) KIDST., p. 146

1947 *Lepidodendron acutum* (C.PRESL in Sternberg) KIDST.; Němejc, p. 66

No E 105

Pl. 4, fig. 3

holotype

Lycopodiopsida, Lepidocarpaceae

surface of stem with leaf-cushions

impression

Feistmantel's label

Carboniferous, Moscovian

NCM 849

Kladno F., Nýřany M.

coll. Sternberg

Bohemia, Plasy  
coll. National Museum, Prague

**angustifolius**

1838 *Cycadites angustifolius* C.PRESL in Sternberg, vol. II, 7/8, p. 195, **pl. 44**

≡1845 *Phoenicites angustifolius* (C.PRESL in Sternberg) UNGER, p. 184

=1838 *Cycadites salicifolius* C.PRESL in Sternberg, vol. II, 7/8, p. 195, pl. 40, fig. 2

=1850a *Phoenicites salicifolius* (C.PRESL in Sternberg) UNGER, p. 333

1996 ***Phoenicites salicifolius*** (C.PRESL in Sternberg) UNGER; Knobloch et al., p. 139, **pl. 42, fig. 1**

No G 6484

Pl. 5, fig. 1

holotype

Liliopsida, Arecales, Arecaceae

part of compound leaf

impression

Paleogene, Eocene

Staré Sedlo F.

coll. Sternberg

Bohemia, Staré Sedlo (“Altsattel”)

coll. National Museum, Prague

**angustifolius**

holotype missing

1838 *Filicites angustifolius* C.PRESL in Sternberg, vol. II, 7/8, p. 175 (“*angustifolia*”)

○1821 sine nomine; Sternberg, vol. I, 2, p. 30, **pl. 25, fig. 3**

=1823 *Phyllites dubius* STERNB., vol. I, 3, p. 37, tent. p. 39, pl. 36, fig. 3

=1853 *Taxodium dubium* (STERNB.) HEER, p. 136

Miocene; Bohemia, Teplice (“Teplitz”)

**angustiloba**

syntypes missing

1838 *Gutbieria angustiloba* C.PRESL in Sternberg, vol. II, 7/8, p. 116, **pl. 33, fig. 13 a<sub>1-6</sub>-e**, nom. illeg., Art. 52.1

≡1836 *Cyatheites asterocarpoides* STERNB. in Göppert, p. 327

≡1891 *Laccopteris angustiloba* (C.PRESL in Sternberg) RACIB., p. 306, pl. 2, figs 6–9, pl. 2, figs 1–3, nom. illeg., Art. 52.1

≡1936 *Phlebopteris angustiloba* (C.PRESL in Sternberg) HIRMER et HÖRHAMMER, p. 26, pl. 6, figs 1–4, text-fig. 5.3, nom. illeg., Art. 52.1

Jurassic, Liassic; Germany, Bavaria, Strullendorf (“Strahlendorf”)

[coll. B. S. München, Germany]

Type of the generic name *Gutbieria* C.PRESL in Sternberg 1838. *Cyatheites asterocarpoides* STERNB. in Göppert 1836 has priority over *Gutbieria angustiloba* C.PRESL in Sternberg 1838, unless the latter is conserved.

**angustissima**

1825 *Pecopteris angustissima* STERNB., vol. I, 4, tent. p. 18

○1821 *Aspidium angustissimum* STERNB., vol. I, 2, p. 29, **pl. 23, fig. 1a, b**, nom. inval., Art. 32.1

≡1825a *Aspidium angustissimum* (STERNB.) J.F.KRÜGER, p. 68

≡1836 *Alethopteris angustissima* (STERNB.) GÖPP., p. 309

≡1854 *Asplenites angustissimus* (STERNB.) ETTINGSH., p. 41

≡1938a ***Corynepteris angustissima*** (STERNB.) NĚMEJEC, p. 15, **pl. 3, fig. 8**

≡1953 *Alloiopteris angustissima* (STERNB.) STOCKMANS et WILLIERE, p. 210, pl. 34, figs 1, 1a, pl. 43. fig. 9y, pl. 45, figs 5, 5a,  
pl. 51, figs 6, 6a  
=1854 *Asplenites sternbergii* ETTINGSH., p. 42, pl. 20, figs 2, 3

No E 123  
Pl. 5, fig. 2  
Polypodiopsida, Zygopteridales  
part of phyllophore bearing opposite pinnate leaves  
impression  
Carboniferous, Moscovian  
Kladno F., Radnice M.  
Bohemia, Svinná (“Swina”)  
coll. National Museum, Prague

holotype  
Feistmantel’s label  
coll. Sternberg

Type of the subgeneric name *Sphenopecopteris* C.PRESL in Sternberg 1838.  
Unfigured syntype No E 4720 (NCM 751) in the collection of the National Museum, Prague.

*angustissimum*

1821 *Aspidium angustissimum* STERNB., vol. I, 2, p. 29, **pl. 23, fig. 1a**, **lb**, nom. inval., Art. 32.1

1825 *Pecopteris angustissima* STERNB., vol. I, 4, tent. p.18  
1938a *Corynepteris angustissima* (STERNB.) NĚMEJC, p. 15, pl. 3, fig. 8

For more details see *angustissima*

*annularis*

1825 *Carpolithes annularis* STERNB., vol. I, 4, tent. p. 40 (“*Carpolites*”)  
○1820 sine nomine; Sternberg, vol. I, 1, **pl. 7, fig. 15**

≡1884 *Cardiocarpus annularis* (STERNB.) LESQ., vol. III, p. 814, pl. 110, figs 28–30

Nos E 1207, E 1208  
Pl. 6, fig. 5 (E 1207)  
Pinopsida, Cordaianthales  
detached rounded seed  
impression – cast  
Carboniferous, Moscovian  
Kladno F., Radnice M.  
Bohemia, Radnice (“Radnitz”)  
part and counterpart  
coll. National Museum, Prague

holotype  
Sternberg’s label  
Feistmantel’s label  
NCM 1346  
coll. Sternberg

J. Kvaček and Straková (1997) used this name as validly published, although it was based solely on an illustration, because precise illustration itself can be considered to meet the requirements of valid publication (Art. 38.7, Art. 38.9).

*anomalus*

holotype missing

1827b *Thuites anomalus* STERNB., p. 345

Jurassic, Middle Jurassic, Aalenian; United Kingdom, Saltwick, near Whitby, Yorkshire

*antiqua*

holotype missing

1825 *Pecopteris antiqua* STERNB., vol. I, 4, tent. p. 20

=?1834a *Pecopteris serlii* BRONGN.; Brongniart, vol. I, 8, p. 292, pl. 85  
1962 *Pecopteris serlii* BRONGN.; Jongmans and Dijkstra, p. 2196

Carboniferous, Moscovian; Bohemia, Radnice (“Radnitz”)

**antiqua**

syntypes missing

1838 *Preissleria antiqua* C.PRESL in Sternberg, vol. II, 7/8, p. 192, pl. 33, figs 5, 10

=1838 *Zamites distans* C.PRESL in Sternberg, vol. II, 7/8, p. 196, pl. 41, fig. 1  
=1843 *Podozamites distans* (C.PRESL in Sternberg) C.F.W.BRAUN in Münster, vol. VI, pp. 28, 36  
=1861 *Sphenozamites distans* (C.PRESL in Sternberg) MIQ., p. 32  
=1914 *Podozamites distans* (C.PRESL in Sternberg) C.F.W.BRAUN in Münster; Gothan, p. 145, pl. 29, fig. 1

Jurassic, Liassic; Germany, Steinsdorf (“Steindorf”) near Bamberg  
[coll. B. S. München, Germany]

Type of the generic name *Preissleria* C.PRESL in Sternberg 1838.

**appendiculatum**

holotype missing

1823 *Lepidodendron appendiculatum* STERNB., vol. I, 3, pp. 35, 38, pl. 28

≡1838 *Aspidiaria appendiculata* (STERNB.) C.PRESL in Sternberg, vol. II, 7/8, p. 183  
≡1828d *Sigillaria appendiculata* (STERNB.) BRONGN., p. 64  
≡1845 *Caulopteris appendiculata* (STERNB.) UNGER, p. 110  
=1929 *Lepidodendron aculeatum* STERNB.; Jongmans, p. 94

?Carboniferous; Germany, locality unknown

**approximatus**

syntypes missing

1821 *Calamites approximatus* SCHLOTH. ex STERNB., vol. I, 2, pp. 27, 32 (orth. var. “*Calamitis approximata*”)  
○1820 *Calamites approximatus* SCHLOTH., p. 399, nom. inval., Art. 13.1 (f)  
○1820 *Calamites interruptus* SCHLOTH., p. 400, pl. 20, fig. 2, nom. inval., Art. 13.1 (f)  
1825 *Calamites approximatus* SCHLOTH. ex STERNB.; Sternberg, vol. I, 4, tent. p. 26  
2012 *Calamites approximatus* SCHLOTH. ex STERNB.; Cleal, Thomas, van Konijnenburg-van Cittert, Zijlstra, p. 884.

Carboniferous/Permian, Gzhelian/Asselian; Germany, Saarbrücken, Wettin, Manebach

**aquilina**

holotype missing

1825 *Pecopteris aquilina* SCHLOTH. ex STERNB., vol. I, 4, tent. p. 20  
○1804 sine nomine; Schlotheim, p. 34, pl. 4, fig. 7  
○1820 *Filicites aquilinus* SCHLOTH., p. 405, nom. inval., Art. 13.1 (f)  
≡1832 *Filicites aquilinus* (SCHLOTH. ex STERNB.) SCHLOTH., p. 6, pl. 4, fig. 7, nom. illeg., Art. 53.1  
≡1836 *Alethopteris aquilina* (SCHLOTH. ex STERNB.) GÖPP., p. 298  
≡1869 *Asterocarpus aquilinus* (SCHLOTH. ex STERNB.) C.E.WEISS, p. 90  
≡1883 *Scolecopteris aquilina* (SCHLOTH. ex STERNB.) STUR, p. 754

Carboniferous/Permian, Gzhelian/Asselian; Germany, Saarbrücken, Wettin, Manebach.

A specimen No E 6114, loc. unknown, NCM (731) with Feistmantel’s labels *Alethopteris aquilina* is in the collection of the National Museum, Prague. The specimen is available for neotypification.

## *arborea*

- 1825 *Pecopteris arborea* STERNB., vol. I, 4, tent. p. 18  
○1804 sine nomine; Schlotheim, pp. 41, 43, **pl. 8, figs 13** (1981/801, a, b), **14** (1981/802)  
○1820 *Filicites arborescens* SCHLOTH., p. 404 (1981/801, a, b), nom. inval., Art. 13.1 (f)
- ≡1828b *Pecopteris arborescens* SCHLOTH. ex BRONGN., p. 130, nom. illeg., Art. 52.1  
≡1832 *Filicites arborescens* (SCHLOTH. ex BRONGN.) SCHLOTH., p. 7, **pl. 8, figs 13** (1981/801, a, b), **14** (1981/802), nom. illeg., Art. 52.1  
≡1877 *Asterotheca arborescens* (SCHLOTH. ex BRONGN.) STUR, p. 293, nom. illeg., Art. 52.1  
≡1883 *Scoleopteris arborescens* (SCHLOTH. ex BRONGN.) STUR, pp. 734, 754, nom. illeg., Art. 52.1  
=1869 *Cyathocarpus arborescens* (SCHLOTH. ex BRONGN.) C.E. WEISS, p. 84, nom. illeg., Art. 52.1  
1980b *Scoleopteris arborescens* (SCHLOTH. ex BRONGN.) STUR; Barthel, p. 279, **pl. 5, fig. 1a, b, pl. 6, fig. 1**, (1981/801a, b = π46), nom. illeg., Art. 52.1  
2015 *Cyathocarpus arborea* (STERNB.) C.E. WEISS; Cleal, p. 8, text-fig. 3A, B

No 1981/801a, b  
Polypodiopsida, Marattiidae  
part of tripinnate leaf  
compression/impression  
Carboniferous/Lower Permian, Gzhelian/Asselian  
Manebach Beds (Manebacher Schichten)  
Germany, Manebach, Wettin  
part and counterpart  
coll. Museum für Naturkunde, Berlin

syntype

Quenstedt's No K. π46

coll. Schlotheim

No 1981/802  
Polypodiopsida, Marattiidae  
part of bipinnate leaf  
compression  
Carboniferous/Lower Permian, Gzhelian/Asselian  
Manebach Beds (Manebacher Schichten)  
Germany, Manebach, Wettin  
coll. Museum für Naturkunde, Berlin

syntype

Quenstedt's No π89

coll. Schlotheim

Type of the generic name *Cyathocarpus* C.E. WEISS 1869, designated by Mosbrugger (1983).

*Pecopteris arborea* STERNB. 1825 has priority over *Pecopteris arborescens* SCHLOTH. ex BRONGN. 1828b, unless the latter is conserved.

Unfigured syntype No K 384 (NCM 676) from the locality of Manebach in the collection of the National Museum, Prague.

## *arborescens*

syntypes missing

- 1821 *Schlotheimia arborescens* STERNB., vol. I, 2, p. 32  
○1804 sine nomine; Schlotheim, pp. 30, 32, **pl. 1, figs 1, 4, pl. 2, fig. 3**  
○1820 *Casuarinites equisetiformis* SCHLOTH., p. 397, nom. inval., Art. 13.1 (f)

- ≡1825 *Bornia equisetiformis* SCHLOTH. ex STERNB., vol. I, 4, tent. p. 28, nom. illeg., Art. 52.1  
≡1825a *Casuarinites equisetiformis* SCHLOTH. ex J.F. KRÜGER, p. 141, nom. illeg., Art. 52.1  
≡1828a *Asterophyllites equisetiformis* (SCHLOTH. ex STERNB.) BRONGN., p. 159, nom. illeg., Art. 52.1

Carboniferous/Lower Permian, Gzhelian/Asselian; Germany, Manebach, Wettin

Type of the generic name *Schlotheimia* STERNB. 1821. *Schlotheimia arborescens* STERNB. 1821 has priority over *Bornia equisetiformis* SCHLOTH. ex STERNB. 1825, unless the latter is conserved. Sternberg (1821) in synonymy of *Schlotheimia arborescens* probably omitted the name *Casuarinites stellatus* SCHLOTH. 1820 (nom. inval.) or he erroneously added the reference to Schlotheim's pl. 1, fig. 4 in this synonymy.

## *arborescens*

- 1833 *Volkmania arborescens* STERNB., vol. II, 5/6, p. 52, **pl. 14, fig. 1**

- ≡1872 *Huttonia arborescens* (STERNB.) FEISTM., p. 13, pl. 3  
 ≡1884 *Palaeostachya arborescens* (STERNB.) C.E.WEISS, p. 120, pl. 2, fig. 2, pl. 3, fig. 1, pl. 8, fig. 3, pls 14, 15, pl. 16, figs 1, 2, pl. 21, figs 1, 2  
 ≡1884 *Calamites (Stylocalamites) arborescens* (STERNB.) C.E.WEISS, p. 120, pl. 2, fig. 2, pl. 3, fig. 1, pl. 8, fig. 3  
 =1825 *Volkmannia distachya* STERNB., vol. I, 4, p. 42, tent. p. 30, pl. 48, fig. 3a, b  
 =1911 *Palaeostachya distachya* (STERNB.) JONGM., pp. 191, 335, text-figs 296–299

No E 4736  
 Pl. 6, fig. 1 holotype  
 Equisetopsida, Calamostachyales  
 part of cone  
 impression/compression Feistmantel's label  
 Carboniferous, Moscovian NCM 1125  
 Kladno F., Radnice M. coll. Sternberg  
 Bohemia, Svinná ("Swina")  
 coll. National Museum, Prague

### *areolatus*

- 1838 *Equisetites areolatus* C.PRESL in Sternberg, vol. II, 7/8, p. 107, **pl. 30, fig. 3**

No K 402  
 Pl. 5, fig. 3 holotype  
 Equisetopsida, Equisetales  
 stem  
 cast Feistmantel's label  
 Triassic, Carnian  
 Germany, Sinsheim coll. Sternberg  
 coll. National Museum, Prague

### *arguta*

- 1825 *Pecopteris arguta* STERNB., vol. I, 4, tent. p. 19  
 ○1804 sine nomine; Schlotheim, p. 46, **pl. 9, fig. 16**  
 ○1820 *Filicites feminaeformis* SCHLOTH., p. 307, nom. inval., Art. 13.1 (f)  
 ≡1832 *Filicites feminaeformis* SCHLOTH., p. 7, **pl. 9, fig. 16**, nom. illeg., Art. 52.1 ("foeminaeformis")  
 ≡1836 *Aspidites argutus* (STERNB.) GÖPP., p. 359  
 ≡1838 *Pecopteris schlotheimii* C.PRESL in Sternberg, vol. II, 7/8, p. 161, nom. illeg., Art. 53.1 (non *Pecopteris schlotheimii* STERNB., vol. I, 4, tent. p. 18)  
 ≡1869 *Goniopteris arguta* (STERNB.) SCHIMP., vol. I, p. 543  
 ≡1855 *Cyatheites argutus* (STERNB.) GEINITZ, p. 24, pl. 29, figs 1–3  
 ≡1881 *Pecopteris feminaeformis* (SCHLOTH.) STERZEL, p. 268, nom. illeg., Art. 52.1  
 =1968 *Nemejcopteris feminaeformis* (SCHLOTH.) BARTHEL, p. 733, pl. 1, figs 1–14, pl. 2, figs 1–10, pl. 3, figs 1–13, nom. illeg., Art. 52.1  
 1975 *Nemejcopteris feminaeformis* (SCHLOTH.) BARTHEL, p. 462, **pl. 2, fig. 1**, nom. illeg., Art. 52.1  
 1980b *Nemejcopteris feminaeformis* (SCHLOTH.) BARTHEL, p. 283, **pl. 8, figs 1a, b**, nom. illeg., Art. 52.1

No 1981/803 holotype  
 Polypodiopsida, Zygopteridales  
 four bipinnate leaves, probably parts of larger frond  
 Carboniferous/Lower Permian, Gzhelian/Asselian Quenstedt's No K. π260  
 Germany, (?) Manebach  
 (non "Duttweiler" see Barthel 1980b, p. 283) coll. Schlotheim  
 coll. Museum für Naturkunde, Berlin

Type of the generic name *Nemejcopteris* BARTHEL 1968. *Pecopteris arguta* STERNB. 1825 has priority over *Filicites feminaeformis* SCHLOTH. 1832, unless the latter is conserved. The holotype of *Pecopteris plukenetii* SCHLOTH. ex STERNB. 1825 is situated on the same hand-specimen No 1981/803.

**arguta**

syntypes missing

1838 *Pecopteris (Orthopleuria) arguta* C.PRESL in Sternberg, vol. II, 7/8, p. 157, nom. illeg., Art. 53.1 et 52.1 (non *Pecopteris arguta* STERNB. 1825, vol. I, 4, tent. p. 19)

○1834a *Pecopteris arguta* STERNB.; Brongniart, vol. I, 8, p. 303 pro parte, pl. 108, figs 3, 4, 4a, excl. syn.

≡1836 *Polypodites elegans* GÖPP., p. 344, pl. 15, fig. 10

Carboniferous; France, St. Etienne  
coll. Museum de Strasbourg?

Type of the subgeneric name *Orthopleuria* C.PRESL in Sternberg 1838.

**armatus**

1825 *Conites armatus* STERNB., vol. I, 4, tent. p. 39, **pl. 46, fig. 1**

≡1847 *Pinites armatus* (STERNB.) GÖPP. in Bronn, p. 324

1997 *Calamariophyllum* sp. indet.; J. Kvaček and Straková, p. 38, **pl. 7, fig. 3**

Nos E 240, E 241, E 4737

Pl. 7, fig. 3 (E 4737)

holotype

Equisetopsida, Calamostachyales  
part of whorl of sheath-like leaves  
impression

Feistmantel's label  
NCM 1293, 1294  
coll. Sternberg

Carboniferous, Moscovian

Kladno F., Radnice M.

Bohemia, Vranovice near Radnice ("Wranowitz")

one specimen broken into three parts

coll. National Museum, Prague

**artemisiaefolia**

holotype missing

1825 *Sphenopteris artemisiaefolia* STERNB., vol. I, 4, p. 44, tent. p. 15, pl. 54, fig. 1

≡1836 *Gleichenites artemisiaefolius* (STERNB.) GÖPP., p. 184

≡1869 *Eremopteris artemisiaefolia* (STERNB.) SCHIMP. vol. I, p. 416, pl. 30, fig. 4

2009 *Eremopteris artemisiaefolia* (STERNB.) SCHIMP.; Cleal et al., p. 695, figs 1–10

≡1825 *Sphenopteris stricta* STERNB., vol. I, 4, p. 45, tent. p. 15, pl. 56, fig. 2

≡1833 *Sphenopteris brongniartii* STERNB., vol. II, 5/6, p. 57

≡1943 *Eremopteris neffii* D.WHITE, p. 90, pl. 23, figs 1–5

Carboniferous; United Kingdom, Northumberland, Fawdon near to Berwick upon Tweed ("Angliae ad Yawdon in Northumberland") see Kidston (1924, p. 410).

Type of the generic name *Eremopteris* SCHIMP. 1869.

**articulatus**

1823 *Thuites articulatus* STERNB., vol. I, 3, pp. 36, 39, **pl. 33, fig. 3**

1825 *Thuites articulatus* STERNB.; Sternberg, vol. I, 4, tent. p. 38

≡1833 *Caulerpites bucklandianus* STERNB., vol. II, 5/6, p. 22, nom. illeg., Art. 52.1

1871 *Thuites articulatus* STERNB.; Phillips, p. 171, **text-fig. 31/1**

≡1823 *Thuites divaricatus* STERNB., vol. I, 3, pp. 38, 39, pl. 37, figs 1, 4, pl. 39

≡1823 *Thuites articulatus* STERNB., vol. I, 3, tent. pp. 36, 39, pl. 33, fig. 3

≡1823 *Thuites expansus* STERNB., vol. I, 3, pp. 38, 39, pl. 38, fig. 1, 2

≡1823 *Thuites cupressiformis* STERNB., vol. I, 3, p. 39, pl. 33, fig. 2

≡1833 *Caulerpites thuaiformis* STERNB., vol. II, 5/6, p. 22

≡1833 *Caulerpites expansus* STERNB., vol. II, 5/6, p. 22

≡1904 *Thuites expansus* STERNB.; Seward, p. 142, text-fig. 19, pl. 9, figs 1, 4, 4a



- =1919 *Brachyphyllum expansum* (STERNB.) SEWARD, p. 317, fig. 754  
 1949 *Brachyphyllum expansum* (STERNB.) SEWARD; Kendall, p. 308, text-figs 1, 2  
 2003 *Brachyphyllum expansum* (STERNB.) SEWARD; Cleal and Rees, p. 770, text-fig. 4, pl. 8, figs 3–5, pl. 9, pl. 11, fig. 1

No J.1115 holotype  
 Pinopsida, Pinales  
 leafy branch  
 impression  
 Jurassic, Middle Jurassic, Bathonian  
 United Kingdom, Stonesfield coll. Buckland  
 coll. Oxford University Museum of Natural History

### *artisii*

- 1827a *Sphenopteris artisii* STERNB., p. 136, nom. illeg., Art. 52.1  
 ≡1825 *Filicites trifoliolatus* ARTIS, p. 11, fig. 11

Carboniferous  
 United Kingdom, Yorkshire, (“El-se-care”) El-se-care colliery, near Wentworth

### *aspidioides*

- 1825 *Pecopteris aspidioides* STERNB., vol. I, 4, p. 42, tent. p. 20, **pl. 50, fig. 5**  
 ≡1940 *Asterotheca aspidioides* (STERNB.) NĚMEJC, p. 10  
 1958 *Pecopteris aspidioides* STERNB.; Wagner, p. 20, **pl. 12, fig. 31**

No E 135  
 Pl. 6, fig. 2 holotype  
 Polypodiopsida, Marattiidae  
 part of bipinnate leaf Sternberg’s label  
 impression Feistmantel’s label  
 Carboniferous, Moscovian NCM 699  
 Kladno F., Radnice M. coll. Sternberg  
 Bohemia, Radnice (“Radnitz”)  
 coll. National Museum, Prague

### *asplenioides*

holotype

- 1821 *Rotularia asplenioides* STERNB., vol. I, 2, p. 30, alternative name, Art. 36.3  
 ≡1821 *Rotularia cuneifolia* STERNB., vol. I, 2, p. 33, **pl. 26, fig. 4a, b**, alternative name, Art. 36.3  
 ≡1825 *Rotularia pusilla* STERNB., vol. I, 4, tent. p. 32, nom. illeg., Art. 52.1  
 ≡1879 *Sphenophyllum cuneifolium* (STERNB.) ZEILLER, p. 30  
 1969 *Sphenophyllum cuneifolium* (STERNB.) ZEILLER; Crookall, p. 579, pl. 107, fig. 5, pl. 109, figs 3, 4, 13, 14, text-figs 160, 161, **162**, 163A, 171A

For more details see *cuneifolia*

### *asplenioides*

- 1825 *Sphenopteris asplenioides* STERNB., vol. I, 4, tent. p. 16  
 ≡1833 *Sphenopteris inaequalis* STERNB., vol. II, 5/6, p. 209, **pl. 9, fig. 7**, nom. illeg., Art. 52.1

Nos E 1390, E 1391  
 Pl. 28, fig. 3 holotype  
 Pteridospermopsida  
 terminal part of primary pinna  
 impression Feistmantel’s label

Carboniferous, Moscovian  
Kladno F., Radnice M.  
Bohemia, Radnice (“Radnitz”)  
part and counterpart  
coll. National Museum, Prague

NCM 631, 632  
coll. Sternberg

Original labels *Sphenopteris asplenioides*, together with original numbers NCM 631 (and 632) were found glued on a sheet of paper clearly associated (via NCM numbers) with *Sphenopteris inaequalis* (Nos E 1390, E 1391). This means *S. inaequalis* STERNB. 1833 could be interpreted as a younger synonym of *S. asplenioides* STERNB. 1825.

For more information see *inaequalis*

### *asterocarpoides*

syntypes missing

- 1836 *Gutbieria asterocarpoides* STERNB. in Göppert, p. 327  
≡1838 *Gutbiera angustiloba* C.PRESL in Sternberg, vol. II, 7/8, p. 116, pl. 33, fig. 13 a–e, nom. illeg., Art. 52.1  
≡1891 *Laccopteris angustiloba* (C.PRESL in Sternberg) RACIB., p. 306, pl. 2, figs 6–9, pl. 2, figs 1–3, nom. illeg., Art. 52.1  
≡1936 *Phlebopteris angustiloba* (C.PRESL in Sternberg) HIRMER et HÖRHAMMER, p. 26, pl. 6, figs 1–4, text-fig. 5.3, nom. illeg., Art. 52.1

Jurassic, Liassic; Germany, Strullendorf (“Strahlendorf”)

*Cyatheites asterocarpoides* STERNB. in Göppert 1836 has priority over *Gutbiera angustiloba* C.PRESL in Sternberg 1838, unless the latter is conserved.

### *astrocariiformis*

- 1825 *Palmacites astrocariiformis* STERNB., vol. I, 4, tent. p. 35  
○1820 sine nomine; Sternberg, vol. I, 1, pl. 8, fig. 23  
=1825 *Carpolithes reticulatus* STERNB., vol. I, 4, tent. p. 35, nom. inval., Art. 36.1 (“*Carpolites*”)  
=1845 *Lomatofloyos crassicaule* CORDA in Sternberg; Corda, pp. 17, 20, pl. 5, fig. 12e (non pls 1, 2, 3, 4, pl. 5, figs 1–12d)  
1976 *Carpolithes reticulatus* STERNB.; Crookall, p. 949, pl. 69, fig. 16, nom. inval.

No E 1212  
Pl. 6, fig. 4  
seed  
impression  
Carboniferous, Moscovian  
Kladno F., Radnice M.  
Bohemia, Radnice (“Radnitz”)  
poorly preserved specimen  
coll. National Museum, Prague  
holotype  
coll. Sternberg

### *bergeri*

holotype missing

- 1838 *Camptopteris bergeri* C.PRESL in Sternberg, vol. II, 7/8, p. 168  
○1832 *Juglandites castanaefolius* H.BERGER, pp. 20, 29 pro parte, pl. 4, fig. 7, (non pl. 4, fig. 2)  
1997 *Clathropteris* sp. indet.; J. Kvaček and Straková, p. 40  
Jurassic, Liassic; Germany, Coburg  
Type of the generic name *Juglandites* H.BERGER 1832.

### *bertrandii* var. *prolifer*

- 1833 *Delesserites bertrandii* (BRONGN.) STERNB. var. *prolifer* STERNB., vol. II, 5/6, p. 33, pl. 10, fig. 3

No E 22a, b  
Pl. 7, fig. 2 (E 22a) holotype  
Thallophyta  
branched thallus  
impression  
Paleogene, Eocene coll. Sternberg  
Italy, Monte Bolca  
part and counterpart  
coll. National Museum, Prague

Variety of the species *Fucooides bertrandii* BRONGN. 1828d, vol. I, 1, p. 65, pl. 7, figs 1, 2 ≡  
*Delesserites bertrandii* (BRONGN.) STERNB. 1833, vol. II, 5/6, p. 33.

#### *bertrandii* var. *scyphiphorus*

1833 *Delesserites bertrandii* (BRONGN.) STERNB. var. *scyphiphorus* STERNB., vol. II, 5/6, p. 33, **pl. 24, fig. 3**

No E 27  
Pl. 9, fig. 3 holotype  
Thallophyta  
branched thallus  
impression  
Paleogene, Eocene coll. Sternberg  
Italy, Monte Bolca  
coll. National Museum, Prague

Variety of the species *Fucooides bertrandii* BRONGN. 1828d, vol. I, 1, p. 65, pl. 7, figs 1, 2 ≡  
*Delesserites bertrandii* (BRONGN.) STERNB. 1833, vol. II, 5/6, p. 33.

#### *bicuspidatus*

1825 *Carpolithes bicuspidatus* STERNB., vol. I, 4, tent. p. 40 (“*Carpolites*”)  
1820 sine nomine; Sternberg, vol. I, 1, **pl. 7, fig. 8**

≡1873 *Cardiocarpon bicuspidatus* (STERNB.) NEWB., vol. I, 2, p. 373, pl. 43, figs 9, 9a

No E 1219  
Pl. 5, fig. 4 holotype  
Pinopsida, Cordaianthales  
detached heart-shaped seed Sternberg’s label  
impression Feistmantel’s label  
Carboniferous, Moscovian NCM 1353  
Kladno F., Radnice M. coll. Sternberg  
Bohemia, Radnice (“Radnitz”)  
coll. National Museum, Prague

J. Kvaček and Straková (1997) used this name as validly published, although it was based solely on an illustration, because precise illustration itself can be considered to meet the requirements of valid publication (Art. 38.7, Art. 38.9).

#### *biformis*

1838 *Tithymalites biformis* C.PRESL in Sternberg, vol. II, 7/8, p. 205, **pl. 53, figs 1–6**

=1828a *Sternbergia approximata* BRONGN., p. 137, (nom. nud.) nom. inval., Art. 32.1  
=1837 *Sternbergia approximata* BRONGN. ex LINDL. et HUTTON, vol. III, p. 187, pls 224, 225  
=1838 *Artisia approximata* (BRONGN. ex LINDL. et HUTTON) CORDA in Sternberg, vol. II, 7/8, p. XX (“Skizzen”)  
1845 *Artisia approximata* (BRONGN. ex LINDL. et HUTTON) CORDA in Sternberg; Unger, p. 171

No E 112  
Pl. 6, fig. 3 holotype  
Pinopsida, Cordaianthales

section of stem	Feistmantel's label
pith-cast	
Carboniferous, Moscovian	NCM ?28
Kladno F., Radnice M.	coll. Sternberg
Bohemia, Radnice ("Radnitz")	
coll. National Museum, Prague	

Type of the generic name *Tithymalites* C.PRESL in Sternberg 1838.

### ***bifurcata***

1825 *Pecopteris bifurcata* STERNB., vol. I, 4, p. 40, tent. p. 19, **pl. 59, fig. 2**

≡1836 *Aspidites bifurcatus* (STERNB.) GÖPP., p. 359

≡1850a *Sphenopteris bifurcata* (STERNB.) UNGER, p. 125

=1825 *Pecopteris plukenetii* SCHLOTH. ex STERNB., vol. I, 4, tent. p. 19

=1881 *Dicksonites plukenetii* (SCHLOTH. ex STERNB.) STERZEL, pp. 223, 226 ("*plukenetii*")

Nos E 137, E 138

Pl. 7, fig. 1 (E 137)

syntype

Pteridospermopsida, Callistophytales

part of bipinnate leaf

Sternberg's label

impression/compression

Feistmantel's label

Carboniferous, Moscovian

NCM 594,1031

Kladno F., Radnice M.

coll. Sternberg

Bohemia, Radnice ("Radnitz"), Břasy on label

part and counterpart

coll. National Museum, Prague

### ***biloba***

holotype

1838 *Camptopteris biloba* C.PRESL in Sternberg, vol. II, 7/8, p. 168, nom. illeg., Art. 52.1

≡1825 *Phyllites nervulosus* STERNB., vol. I, 4, p. 39, Index iconum, **pl. 42, fig. 2 lower**

≡1964 *Dictyophyllum nervulosum* (STERNB.) KILPPER, p. 30, pl. 5, fig. 3, pl. 6, fig. 3, text-figs 10–12, 14

=1837a *Phlebopteris nilsonii* BRONGN., vol. I, 11, p. 376, pl. 132, fig. 2

=1846 *Dictyophyllum nilsonii* (BRONGN.) GÖPP., vol. 5/6, p. 119 ("*nilssonii*")

For more details see *nervulosus*

### ***bistriata***

holotype or syntypes missing

1833 *Neuropteris bistriata* STERNB., vol. II, 5/6, p. 76

?Tertiary; Bohemia, Mašťov ("Maschau")

### ***blechnoides***

holotype

1838 *Zamites blechnoides* C.PRESL in Sternberg, vol. II, 7/8, p. 200, nom. illeg., Art. 52. 1

≡1837a *Filicites vittarioides* BRONGN., vol. I, 11, p. 391, **pl. 137, fig. 1**

Carboniferous; U.S.A., Richmond, Virginia

coll. Muséum national d'Histoire naturelle, Paris (Pátová 2001)

### ***boghalense***

holotype missing

1823 *Syringodendron boghalense* STERNB., vol. 1, 3, pp. 38, 39, **pl. 37, fig. 5**

- ≡1932 *Sigillaria boghalensis* (STERNB.) JONGM., p. 785  
1997 *Sigillaria* sp. indet. (*Syringodendron*); J. Kvaček and Straková, p. 42

Carboniferous; United Kingdom, Newcastle-upon-Tyne

***bohemicum*** holotype missing

- 1823 *Sargassum bohemicum* C.AGARDH ex STERNB., vol. I, 3 pp. 37, [40], **pl. 36, fig. 1**, alternative name, Art. 36.3  
≡1823 *Algacites caulescens* STERNB., vol. I, 3, pp. 37, 39, **pl. 36, fig. 1**, alternative name, Art. 36.3  
≡1825 *Fucoides bohemicus* (C.AGARDH ex STERNB.) STERNB., tent. p. 6

Paleogene; Bohemia, Valeč [“Walsch”]  
For more details see *caulescens*

***borassifolia***

- 1821 *Flabellaria borassifolia* STERNB., vol. I, 2, tent. pp. 28, 32, **pl. 18**  
1825 *Flabellaria borassifolia* STERNB., vol. I, 4, tent. p. 34, pl. 41, fig. 1  
≡1853 *Pycnophyllum borassifolium* (STERNB.) BRONGN. ex NEWB., p. 106 (“*Pycnophyllum*“)  
≡1850a *Cordaites borassifolius* (STERNB.) UNGER, p. 277  
1970 *Cordaites borassifolius* (STERNB.) UNGER; Crookall, p. 809, pl. 153, fig. 3, **text-fig. 231**  
2009 *Cordaites borassifolius* (STERNB.) UNGER; Šimůnek et al., p. 303, **fig. 4**  
≡1825 *Cycadites palmatus* STERNB., vol. I, 4, p. 39, tent. p. 33, pl. 40

No E 5738  
Pl. 8 holotype  
Pinopsida, Cordaianthales  
terminal part of branch bearing three leaves  
impression  
Carboniferous, Moscovian  
Kladno F., Radnice M. coll. Sternberg  
Bohemia, Svinná (“Swina”)  
coll. National Museum, Prague

Type of the generic name *Pycnophyllum* BRONGN. 1849 and the generic name *Cordaites* UNGER 1850a.

***botryoides*** holotype missing

- 1833 *Sphenopteris botryoides* STERNB., vol. II, 5/6, p. 63, nom. illeg., Art. 52.1  
≡1825 *Pecopteris venusta* STERNB., vol. I, 4, tent. p. 19  
○1821 sine nomine; Sternberg, vol. I, 2, p. 30, **pl. 26, fig. 1**  
≡1836 *Cheilanthites botryoides* (STERNB.) GÖPP., p. 247, nom. illeg., Art. 52.1  
1869 *Sphenopteris (Gymnogramme) botryoides* STERNB.; Schimper, vol. I, p. 373

For more details see *venusta*

***brachyloba*** holotype or syntype missing

- 1825 *Alethopteris brachyloba* STERNB., vol. I, 4, tent. p. 21

Carboniferous; Bohemia, Žacléř (“Schatzlar”)

***brardii*** holotype missing

- 1838 *Taeniopteris brardii* C.PRESL in Sternberg, vol. II, 7/8, p. 141

○1831b *Odontopteris obtusa* BRONGN., vol. I, 6, p. 255 pro parte, pl. 78, fig. 3 (non pl. 78, fig. 4)

Carboniferous; France, Terrasson near Limoges

***brongniartiana***

syntypes missing

- 1838 *Pecopteris brongniartiana* C.PRESL in Sternberg, vol. II, 7/8, p. 160  
○1835a *Pecopteris dentata* BRONGN.; Lindley and Hutton, vol. II, p. 201, pl. 154  
○1836 *Pecopteris dentata* var.  $\beta$  BRONGN., vol. I, 10, p. 346, pl. 124, figs 1–4  
=1828a *Pecopteris gracilis* BRONGN., p. 58, nom. inval., Art. 32.1 et Art. 44.1  
=1825 *Filicites plumosus* ARTIS, p. 17, pl. 17  
=1827a *Pecopteris plumosa* (ARTIS) STERNB., p. 137  
=1886 *Dactylothea plumosa* (ARTIS) KIDST., pp. 128, 259  
=1877 *Senftenbergia plumosa* (ARTIS) STUR, p. 187 (293)  
1924 *Dactylothea plumosa* (ARTIS) KIDST.; Kidston, vol. V, p. 383, pls 92, 93, pl. 94, figs 1–3, pl. 95, figs 1–3, pl. 96, figs 2, 3, pl. 110, figs 1, 2, pl. 112, figs 2, 2a, text-fig. 32  
2001 *Senftenbergia plumosa* (ARTIS) STUR; Bek and Pšenička, p. 218, (pls 1–7)

Carboniferous; France, (“*Anzin prope Valenciennes?*”) Anzin mines in Valenciennes, Nord-Pas-de-Calais Coalfield, France (?), Germany, (“*Geislautern prope Saarbrück?*”) Geislautern near Saarbrücken (?), Spain, (“*Sama prope Oviedo, Hispaniae?*”) Sama near Oviedo (?); United Kingdom, Newcastle-upon-Tyne

C. Presl in Sternberg (1838) proposed *P. brongniartiana* C.PRESL in Sternberg basing this name on two syntypes (Brongniart 1836, pl. 124, figs 1–4 and Lindley and Hutton 1835a, pl. 154).

***brongniartii***

holotype

- 1838 *Aspidiaria brongniartii* C.PRESL in Sternberg, vol. II, 7/8, p. 182, nom. illeg., Art. 52.1  
≡1837b *Sigillaria densifolia* BRONGN., vol. I, 12, p. 423, **pl. 158, fig. 3**

Carboniferous; Germany, Berghaupten near Offenburg  
coll. Collections de paléontologie, Jardin des sciences de l’Université de Strasbourg (Museum de Strasbourg) No Q 136 (Brongniart 1837b, p. 423, Pátová 2001).

***brongniartii***

- 1833 *Calamites brongniartii* STERNB., vol. II, 5/6, p. 48  
○1828e *Calamites cruciatus* STERNB.; Brongniart, p., vol. I, 2, p. 128, pl. 19 (non *Calamites cruciatus* STERNB. 1825, vol. I, 4, tent. p. 27, pl. 49, fig. 5)  
≡1893 *Calamites cruciatus* STERNB. (infraspec. tax.) *septenarius* STERZEL var. *brongniartii* (STERNB.) STERZEL, p. 58

No MNHN.F.128 holotype  
Equisetopsida, Calamostachyales  
cast of stem coll. Brongniart  
Carboniferous; France, Vitry le Francois (“Litry”)  
coll. Muséum national d’Histoire naturelle, Paris

***brongniartii***

holotype missing

- 1825 *Culmites brongniartii* STERNB., vol. I, 4, tent. p. 28, nom. illeg., Art. 52.1  
≡1822c *Culmites nodosus* BRONGN. in Cuvier, vol. III, p. 358, pl. 8, fig. 1 (bound in vol. II)  
○1822a *Culmites nodosus* BRONGN., p. 215, pl. 1, fig. 1 (inverted image)

Tertiary; Mont-Rouge, near Paris, France.

The specimen is the type of the generic name *Culmites* BRONGN. (Cleal and Thomas 2018).

**brongniartii**

holotype missing

1833 *Halymenites brongniartii* STERNB., vol. II, 5/6, p. 30

○1828d *Fucooides encoelioides* BRONGN., vol. I, 1, p. 55 pro parte, pl. 6, fig. 2 (non *Fucooides encoelioides* BRONGN. 1828d, vol. I, 1, p. 55, pl. 6, fig. 1 ≡ *Muensteria clavata* STERNB. 1833, vol. II, 5/6, p. 31, nom. illeg., Art. 52.1)

=1826 *Gorgonia dubia* GOLDFUSS, p. 18, pl. 7, fig. 1

Jurassic; Germany, Solnhofen

**brongniartii**

holotype missing

1833 *Neuropteris brongniartii* STERNB., vol. II, 5/6, p. 73

○1831a *Neuropteris heterophylla* (BRONGN.) STERNB.; Brongniart, vol. I, 5, p. 243, pl. 72, fig. 2 (non pl. 71)

Carboniferous; Belgium, Charleroi; Germany, Saarbrücken

**brongniartii**

holotype missing

1838 *Partschia brongniartii* C.PRESL in Sternberg, vol. II, 7/8, p. 116

○1834b *Pecopteris hemitelioides* BRONGN., vol. I, 9, p. 314 pro parte, pl. 108, fig. 2, three upper pinnae (non pl. 108, fig. 1, fig. 2 four lower pinnae)

=1869 *Pecopteris hemitelioides* BRONGN.; Schimper, vol. I, p. 511

=1940 *Asterotheca hemitelioides* (BRONGN.) NĚMEJC, p. 22

1962 *Pecopteris hemitelioides* BRONGN.; Jongmans and Dijkstra, p. 2290

Carboniferous; Germany, Saarbrücken

Type of the generic name *Partschia* C.PRESL in Sternberg 1838.

**brongniartii**

1833 *Sphenopteris brongniartii* STERNB., vol. II, 5/6, p. 57

○1830 *Sphenopteris stricta* STERNB.; Brongniart, vol. I, 4, p. 208, pl. 48, fig. 2 (non *Sphenopteris stricta* STERNB. 1825, vol. I, 4, p. 45, tent. p. 15, pl. 56, fig. 2)

≡1836 *Hymenophyllites brongniartii* (STERNB.) GÖPP., p. 258

=1825 *Sphenopteris artemisiaefolia* STERNB., vol. I, 4, p. 44, tent. p. 15, pl. 54, fig. 1

=1825 *Sphenopteris stricta* STERNB., vol. I, 4, p. 45, tent. p. 15, pl. 56, fig. 2

=1869 *Eremopteris artemisiaefolia* (STERNB.) SCHIMP., vol. I, p. 416, pl. 30, fig. 4

1828a *Sphenopteris stricta* STERNB.; Brongniart, p. 50

No Pb618

holotype

Pteridospermopsida

terminal part of bipinnate leaf

impression

Carboniferous

coll. Thomas Brown

United Kingdom, Farme Colliery, Rutherglen, [South of Glasgow]

coll. Hunterian Museum, University of Glasgow

**brongniartii**

holotype missing

1838 *Zamites brongniartii* C.PRESL in Sternberg, vol. II, 7/8, p. 196, nom. illeg., Art. 52.1

≡1822b *Endogenites echinatus* BRONGN., p. 43, pl. 5, fig. 2

1822c *Endogenites echinatus* BRONGN.; Brongniart, p. 356, pl. 10, fig. 1  
1825 *Endogenites echinatus* BRONGN.; Sternberg, vol. I, 4, tent. p. 36  
2018 *Endogenites echinatus* BRONGN.; Cleal and Thomas, p. 12, text-fig. 1a

Eocene; France, Vailly-sur-Aisne (“Vailli”) near Soissons

The specimen is type of the generic name *Endogenites* BRONGN. 1822a (Cleal and Thomas 2018).

**bronnii** holotype missing

1833 *Caulerpites bronnii* STERNB., vol. II, 5/6, p. 23, pl. 26

=1838 *Lycopodites bronnii* (STERNB.) STERNB., vol. II, 7/8, p. 103, pl. 34, fig. 1  
1997 *Walchia* sp. indet.; J. Kvaček and Straková, p. 45

Lower Permian; Germany, Birkenfeld near Saarbrücken

Specimens figured in Sternberg 1838, vol. II, 7/8, pl. 34, fig. 1 (No E 1701), figs 2a, b (Nos E 87, E 88) are stored in Sternberg’s collection in the National Museum, Prague.

**bronnii** syntypes missing

1833 *Equisetites bronnii* STERNB., vol. II, 5/6, p. 46, pl. 21, figs 1–5

=1827 *Calamites arenaceus minor* G.JÄGER, p. 37 pro parte, pl. 4, figs 5, 9 (non pl. 3, figs 1–7, pl. 5, figs 1–3, pl. 6, fig. 1)  
=1829 *Equisetum arenaceum* (G.JÄGER) BRONN, p. 74  
=1864 *Equisetites arenaceus* (G.JÄGER) SCHENK, p. 59, pl. 7, fig. 2

Triassic, Carnian; Württemberg (coll. Jäger), Horrenberg (“Horeberg”) near Sinsheim (coll. Bronn)  
coll. Staatliches Museum für Naturkunde, Stuttgart – Paläobotanik, damaged in 1944.

**bucklandianus** holotype

1833 *Caulerpites bucklandianus* STERNB., vol. II, 5/6, p. 22, nom. illeg., Art. 52.1  
=1823 *Thuites articulatus* STERNB., vol. I, 3, pp. 36, 39, **pl. 33, fig. 3**

=1823 *Thuites divaricatus* STERNB., vol. I, 3, pp. 38, 39, pl. 37, figs 1, 4, pl. 39  
=1823 *Thuites expansus* STERNB., vol. I, 3, pp. 38, 39, pl. 38, fig. 1, 2  
=1823 *Thuites cupressiformis* STERNB., vol. I, 3, p. 39, pl. 33, fig. 2  
=1833 *Caulerpites expansus* STERNB., vol. II, 5/6, p. 22  
=1833 *Caulerpites thuiiformis* STERNB., vol. II, 5/6, p. 22  
1904 *Thuites expansus* STERNB.; Seward, p. 142, text-fig. 19, pl. 9, figs 1, 4  
=1919 *Brachyphyllum expansum* (STERNB.) SEWARD, p. 317, fig. 754

For more details see *articulatus*

**bucklandii**

1823 *Conites bucklandii* STERNB., vol. I, 3, pp. 36, 39, tent. p. 39, **pl. 30**

=1828a *Bucklandia squamosa* BRONGN., pp. 125, 128, nom. illeg., Art. 52.1  
=1838 *Cycadites bucklandii* (STERNB.) C.PRESL in Sternberg, vol. II, 7/8, p. 194  
=1842 *Encephalartos bucklandii* (STERNB.) MIQ., p. 60  
=1849 *Cycadeoidea squamosa* (BRONGN.) BRONGN. in d’Orbigny, vol. 13, p. 155, nom. illeg., Art. 52.1  
1871 *Bucklandia squamosa* BRONGN.; Phillips, p. 170, **text-fig. 29**  
=1904 *Cycadeoidea squamosa* (BRONGN.) SEWARD, pp. 80, 109, nom. illeg., Art. 52.1  
2003 *Conites bucklandii* STERNB.; Cleal and Rees, p. 768, **text-fig. 3A**  
=2012 *Bucklandia bucklandii* (STERNB.) DOWELD, p. 1132



No J.29202  
Bennettitopsida, Bennettitales  
part of stem  
impression  
Jurassic, Middle Jurassic, Bathonian  
United Kingdom, Stonesfield  
coll. Oxford University Museum of Natural History

holotype  
leg. Buckland

Type of the generic name *Conites* STERNB. 1823 and generic name *Bucklandia* BRONGN. 1828a (non *Bucklandia* STERNB. 1825). *Conites bucklandii* STERNB. 1823 has priority over *Bucklandia squamosa* BRONGN. 1828a, unless the letter is conserved. The genus *Conites* STERNB. 1823 based on *Conites bucklandii* STERNB.  $\equiv$  *Bucklandia squamosa* BRONGN. 1828a belongs to Bennettitales, therefore it cannot be used for cones of conifers (see also Cleal and Rees 2003).

### *bucklandii*

1833 *Odontopteris bucklandii* STERNB., vol. II, 5/6, p. 79, **pl. 23, fig. 2**

$\equiv$ 1838 *Zamites bucklandii* (STERNB.) C.PRESL in Sternberg, vol. II, 7/8, p. 197, nom. illeg., Art. 53.1 (non *Zamites bucklandii* (BRONGN.) BRONGN. 1828a, p. 97)

=1829 *Cycadites pectinoides* J.PHILLIPS, p. 171, pl. 30, fig. 2

=1841 *Ptilophyllum pectinoideum* (J.PHILLIPS) MORRIS, p. 117

1969 *Ptilophyllum pectinoides* (J.PHILLIPS) MORRIS; HARRIS, p. 56, pl. 1, figs 4, 9, text-figs 26, 27, 53K

1997 *Ptilophyllum pectinoides* (J.PHILLIPS) MORRIS; J. Kvaček and Straková, p. 46, **pl. 11, fig. 4** teste C. Hill (personal communication 1993)

No E 167a  
Pl. 11, fig. 4a  
Bennettitopsida, Bennettitales  
apical part of compound leaf  
compression  
Jurassic, Middle Jurassic, Bajocian  
United Kingdom, Whitby, Yorkshire  
coll. National Museum, Prague

holotype  
NCM 760  
coll. Buckland

On the same hand specimen together with the holotype of *Odontopteris digitata* STERNB. No E 167b.

### *cactiformis*

1833 *Halymenites cactiformis* STERNB., vol. II, 5/6, p. 29, **pl. 2, fig. 2**

No E 2  
Pl. 10, fig. 1  
Thallophyta  
branched thallus  
impression  
Jurassic, Tithonian  
Solnhofen Lithographic Limestones  
Germany, Solnhofen  
coll. National Museum, Prague

syntype  
? Presl's label  
NCM 367  
coll. Sternberg

There is an unfigured syntype (No K 351, loc. Solnhofen, NCM 393) with Sternberg's label in the collection of the National Museum, Prague.

### *candelabrum*

1833 *Caulerpites candelabrum* STERNB., vol. II, 5/6, p. 21, **pl. 7, fig. 4**

1994 *Chondrites* ichnosp.; Mikuláš and Straková, p. 144, **pl. 6, fig. 3**

No E 14  
Pl. 10, fig. 5  
holotype

trace fossils  
Paleogene coll. Sternberg  
Austria, Weidling (“Weidlingau” on label) near Vienna (“*saxi arenacci viennensis*” – C. Presl in Sternberg 1833)  
coll. National Museum, Prague

*cannaeformis*

syntypes missing

- 1825 *Calamites cannaeformis* SCHLOTH. ex STERNB., vol. I, 4, tent. p. 26  
○1818 *Phytolitus sulcatus* STEINHAEUER, p. 297, pl. 5, fig. 2, nom. inval., Art. 13.1 (f)  
○1820 *Calamites cannaeformis* SCHLOTH., p. 398; pl. 20, fig. 1, nom. inval., Art. 13.1 (f)

Carboniferous/Lower Permian, Gzhelian/Asselian; Germany, Manebach, Wettin, Mordfleck (“Mordfleck”) near Schmücke; United Kingdom

Sternberg (1825) proposed *C. cannaeformis* basing this species on two syntypes (Steinhauer 1818, pl. 5, fig. 2 and Schlotheim 1820, pl. 20, fig. 1).

*carinatus*

holotype missing

- 1823 *Calamites carinatus* STERNB., vol. I, 3, pp. 36, 39, pl. 32, fig. 1  
=1825 *Calamites ramosus* ARTIS, p. 18, pl. 2, fig. 6  
1911 *Calamites ramosus* ARTIS; Jongmans, p. 115  
1969 *Calamites carinatus* STERNB.; Crookall, p. 682, text-figs 200, 201, pl. 129, figs 2, 2, pl. 131, figs 1–3, pl. 132, fig. 5

Carboniferous; United Kingdom, Radstock near Bath

*Calamites carinatus* STERNB. 1823 has priority over *Calamites ramosus* ARTIS 1825, if the two specimens belong to the same species.

*caryotoides*

- 1825 *Palmacites caryotoides* STERNB., vol. I, 4, p. 42, tent. p. 35, pl. 48, fig. 2  
≡1854 *Noeggerathia caryotoides* (STERNB.) ETTINGSH., p. 59, pro nomen (non pl. 1, fig. 3)  
≡1877 *Schizopteris caryotoides* (STERNB.) GRAND'EURY, p. 199  
≡1923 *Aphlebia caryotoides* (STERNB.) ŠETLÍK, p. 102

No E 134  
Pl. 7, fig. 5 holotype  
Polypodiopsida  
part of aphlebia Sternberg's label  
impression Feistmantel's label  
Carboniferous, Moscovian NCM 1313  
Kladno F., Radnice M. coll. Sternberg  
Bohemia, Svinná (“Swina”)  
coll. National Museum, Prague

*caudata*

- 1838 *Sagenaria caudata* C.PRESL in Sternberg, vol. II, 7/8, p. 178, pl. 68, fig. 7  
≡1845 *Lepidodendron caudatum* (C.PRESL in Sternberg) UNGER, p. 130  
≡1820 *Lepidodendron aculeatum* STERNB., vol. I, 1, pp. 20, 23, pl. 6, fig. 2  
1880 *Lepidodendron aculeatum* STERNB.; Lesquereux, vol. II, p. 371  
1970 *Lepidodendron aculeatum* STERNB.; Thomas, p. 146, pl. 29, fig. 4, text-fig. 2d

No E 101  
Pl. 10, fig. 6 holotype

Lycopodiopsida, Lepidocarpaceae  
surface of stem with leaf-cushions  
compression  
Carboniferous, Serpukhovian  
Poland, Walbrzych (“Waldenburg”)  
coll. National Museum, Prague

Feistmantel’s label  
NCM 792  
coll. Sternberg

*caulescens*

holotype missing

1823 *Algacites caulescens* STERNB., vol. I, 3, pp. 37, 39, pl. 36, fig. 1, alternative name, Art. 36.3  
≡1823 *Sargassum bohemicum* C.AGARDH in Sternberg, vol. I, 3, p. 40, alternative name, Art. 36.3

≡1825 *Fucoides bohemicus* (C.AGARDH in Sternberg) STERNB., vol. I, 4, tent. p. 6  
≡1828d *Fucoides sternbergii* BRONGN., vol. I, 1, p. 51, pl. 3, fig. 1, nom. illeg., Art. 52.1  
≡1833 *Sargassites sternbergii* (BRONGN.) STERNB., vol. II, 5/6, p. 36  
~1768 *Fucus caulescens* S.G.GMEL., p. 173, pl. 20, fig. 2

Paleogene; Bohemia, Valeč (“Walsch”)  
[coll. Monastery Osek, Bohemia]

*cerasiformis*

1838 *Carpolithes cerasiformis* C.PRESL in Sternberg, vol. II, 7/8, p. 208, pl. 10, fig. 9 (“*Carpolites*”)

No E 1218  
Pl. 9, fig. 1  
detached seed

holotype

compression  
Carboniferous, Moscovian  
Kladno F., Radnice M.  
Bohemia, Břasy (“Brzas”)  
coll. National Museum, Prague

Feistmantel’s label  
NCM 1318  
coll. Sternberg

J. Kvaček and Straková (1997) used this name as validly published, although it was based solely on an illustration, because precise illustration itself can be considered to meet the requirements of valid publication (Art. 38.7, Art. 38.9).

*ceratophylloides*

1825 *Bechera ceratophylloides* STERNB., vol. I, 4, tent. p. 30

≡1855 *Sphenophyllum microphyllum* (STERNB. ex J.F.KRÜGER) GEINITZ sensu Geinitz 1855, p. 13, pl. 15, fig. 5, nom. illeg., Art. 52.1

=1821 *Rotularia cuneifolia* STERNB., vol. I, 2, p. 33, pl. 26, fig. 4a

=1879 *Sphenophyllum cuneifolium* (STERNB.) ZEILLER, p. 30

1966 *Sphenophyllum cuneifolium* (STERNB.) ZEILLER; Storch, p. 273, text-fig. 21

No E 41a, b  
Pl. 37, fig. 2 (E 41a)  
Equisetopsida, Bowmaniales  
branched stem bearing whorled leaves  
impression  
Carboniferous, Moscovian  
Kladno F., Radnice M.  
Bohemia, Svinná (“Svina”)  
part and counterpart  
coll. National Museum, Prague

holotype

Feistmantel’s label  
NCM 1139, 1140  
coll. Sternberg

Type of the generic name *Bechera* STERNB. 1825.  
For more details see *microphyllum*

*cerrifolia*

holotype missing

1827b *Pecopteris cerrifolia* STERNB., p. 339

Permian, Lopingian; Germany, Hessen, Frankenberg/Geismar

*cernuus*

1823 *Antholithes cernuus* STERNB., vol. I, 3, p. 39, **pl. 29, figs 1** (E 4746), **2** (E 1636)

≡1825 *Conites cernuus* (STERNB.) STERNB., vol. I, 4, tent. p. 39

≡1954 *Lepidostrobus cernuus* (STERNB.) NĚMEJC, p. 29, **pl. 9, figs 1** (E 4746), **2** (E 1636)

No E 1636  
Pl. 7, fig. 4  
syntype

Lycopodiopsida, Lepidocarpaceae  
transversely broken strobilus  
impression

Carboniferous, Moscovian

Kladno F., Radnice M.

Bohemia, Svinná (“Swina”)

coll. National Museum, Prague

coll. Sternberg

No E 4746  
Pl. 12, fig. 1  
syntype

Lycopodiopsida, Lepidocarpaceae  
basal part of strobilus attached to considerable  
portion of shoots  
impression

Carboniferous, Moscovian

Kladno F., Radnice M.

Bohemia, Svinná (“Swina”)

coll. National Museum, Prague

Sternberg’s label  
Feistmantel’s label  
coll. Sternberg

*cernuus*

holotype missing

1833 *Halymenites cernuus* STERNB., vol. II, 5/6, p. 30, **pl. 8, fig. 4**

Jurassic; Germany, Solnhofen

*charaeformis*

1825 *Bechera charaeformis* STERNB., vol. I, 4, p. 45, tent. p. 30, **pl. 55, figs. 3, 5**

≡1844 *Asterophyllites charaeformis* (STERNB.) GÖPP. in Wimmer, p. 198

≡1894 *Calamocladus charaeformis* (STERNB.) KIDST., p. 581

1969 *Asterophyllites charaeformis* (STERNB.) GÖPP. in Wimmer; Crookall, p. 708, pl. 144, fig. 3, **text-fig. 206**

2017 *Asterophyllites charaeformis* (STERNB.) GÖPP. in Wimmer; Álvarez-Vázquez and Wagner, p. 43, fig. 13

No E 50  
Pl. 13, fig. 1  
syntype

Equisetopsida, Calamostachyales  
stem bearing whorled leaves  
impression

Carboniferous, Moscovian

Kladno F., Radnice M.

Bohemia, Svinná (“Swina”)

coll. National Museum, Prague

Feistmantel’s label  
NCM 1189  
coll. Sternberg

Syntype figured in fig. 3 – unknown repository.

### *cheilanthoides*

1838 *Pecopteris cheilanthoides* C.PRESL in Sternberg, vol. II, 7/8, p. 153, nom. illeg., Art. 52.1  
○1833b *Pecopteris repanda* LINDL. et HUTTON, vol. II, p. 9, **pl. 84**

≡1836 *Cheilanthites repandus* (LINDL. et HUTTON) GÖPP., p. 248, **pl. 15, fig. 2**  
≡1838 *Neuropteris repanda* (LINDL. et HUTTON) C.PRESL in Sternberg, vol. II, 7/8, p. 136  
≡1845 *Sphenopteris repanda* (LINDL. et HUTTON) UNGER, p. 64 (“*repandus*”)  
1988 *Sphenopteris repanda* (LINDL. et HUTTON) UNGER; Neuman and Chatt-Ramsey, p. 35

No G02.05 A, non vidimus  
Pteridospermopsida  
apical and medial parts of bipinnate leaves  
Carboniferous, Moscovian  
United Kingdom, Jarrow near to Newcastle upon Tyne (“*ad Jarrow Angliae*”) coll. Hutton  
coll. Great North Museum: Hancock, Newcastle upon Tyne  
Hutton’s Nos 161&166

No G02.05 B, non vidimus  
Pteridospermopsida  
apical and medial parts of bipinnate leaves  
Carboniferous, Moscovian  
United Kingdom, Jarrow near to Newcastle upon Tyne (“*ad Jarrow Angliae*”) coll. Hutton  
coll. Great North Museum: Hancock, Newcastle upon Tyne  
Hutton’s Nos 161&166

### *ciliatus*

1833 *Sphaerococcites ciliatus* STERNB., vol. II, 5/6, p. 28, **pl. 4, fig. 1**

No E 6a, b  
Pl. 11, fig. 5 (E 6a)  
?Thallophyta  
branched thallus  
impression  
Jurassic, Tithonian  
Solnhofen Lithographic Limestones  
Germany, Solnhofen  
part and counterpart  
coll. National Museum, Prague  
Presl’s label  
coll. Sternberg

Type of the generic name *Sphaerococcites* STERNB. 1833.

*clavata* holotype missing

1833 *Muensteria clavata* STERNB., vol. II, 5/6, p. 31, nom. illeg., Art. 52.1  
○1828d *Fucoides encoelioides* BRONGN., vol. I, 1, p. 55 pro parte, **pl. 6, fig. 1** (non pl. 6, fig. 2 = *Halymenites brongniartii* STERNB. 1833, vol. II, 5/6, p. 30)

≡2011 *Muensteria encoelioides* (BRONGN.); Schweigert et al., p. 91

ichnofossil  
Jurassic; Germany, Solnhofen

*clavata* syntypes missing

1838 *Sphenopteris clavata* C.PRESL in Sternberg, vol. II, 7/8, p. 127, **pl. 32, fig. 6a<sub>4,5</sub>**  
≡1869 *Sphenopteris (Davallioides) clavata* C.PRESL in Sternberg; Schimper, vol. I, p. 391

Jurassic, Liassic; Germany, Reundorf (“Reindorf”) near Bamberg  
[coll. B. S. München, Germany]

### *clavatus*

- 1825 *Carpolithes clavatus* STERNB., vol. I, 4, tent. p. 40 (“*Carpolites*”) (non *Carpolithes clavatus* HEER 1870, p. 70; non *Carpolithes clavatus* MENZEL 1913, p. 74; non *Carpolithes clavatus* ERW.KNOBLOCH 1977, p. 95, nomina illeg., Art. 53.1)  
○1820 sine nomine; Sternberg, vol. I, 1, **pl. 7, figs 14a, b**

- ≡1855 *Rhabdocarpus clavatus* (STERNB.) GEINITZ, p. 42  
≡1914 *Trigonocarpus clavatus* (STERNB.) E.ARBBER, pp. 85, 195

Nos E 1215, E 1216  
Pl. 11, fig. 2 (E 1216) holotype  
Pteridospermopsida, Trigonocarpaceae  
detached oval seed Sternberg’s label  
impression Feistmantel’s label  
Carboniferous, Moscovian NCM 1359  
Kladno F., Radnice M. coll. Sternberg  
Bohemia, Radnice (“Radnitz”)  
part and counterpart  
coll. National Museum, Prague

J. Kvaček and Straková (1997) used this name as validly published, although it was based solely on an illustration, because precise illustration itself can be considered to meet the requirements of valid publication (Art. 38.7, Art. 38.9).

### *coelata* syntypes missing

- 1825 *Sagenaria coelata* BRONGN. ex STERNB., vol. I, 4, tent. p. 11  
○1822a *Sagenaria coelata* BRONGN., p. 239, pl. 12(1), fig. 6, nom. inval., Art. 32.1

- 1838 *Sagenaria coelata* BRONGN. ex STERNB.; C. Presl in Sternberg, vol. II, 7/8, p. 180  
=2018 *Lepidodendron aculeatum* STERNB.; Cleal and Thomas, p. 15

Carboniferous; United Kingdom, Yorkshire

Locality Yorkshire is mentioned in Brongniart (1828a). By some it was considered a type of *Sagenaria* BRONGN. (e.g. Andrews 1955), but see Cleal and Thomas (2018).

### *colubrinus*

- 1833 *Caulerpites colubrinus* STERNB., vol. II, 5/6, p. 21, **pl. 4, fig. 4**  
1997 *Brachyphyllum* sp. indet.; J. Kvaček and Straková, p. 50, **pl. 11, fig. 1**

No E 8  
Pl. 11, fig. 1 holotype  
Pinopsida  
leafy branch  
impression  
Jurassic, Tithonian Presl’s label  
Solnhofen Lithographic Limestones coll. Sternberg  
coll. National Museum, Prague

### *columnaris*

- 1838 *Cycadites columnaris* C.PRESL in Sternberg, vol. II, 7/8, p.194, **pl. 47, figs 1** (E 2474–2476), 2, **3** (E 92), **4** (detail of surface), 5, 6  
*Cycadites columnaris* C.PRESL in Sternberg 1838 was a heterogenous taxon consisting of two taxa: *Lepidophloios* sp. indet. = *Cycadites columnaris* C.PRESL in Sternberg 1838, pl. 47, fig. 3 and *Sigillaria* sp. indet. (*Syringodendron*) = *Cycadites columnaris* C.PRESL in Sternberg 1838, pl. 47, fig. 1.

First taxon:

1838 *Cycadites columnaris* C.PRESL in Sternberg, vol. II, 7/8, p.194, **pl. 47, fig. 3** (E 92)

1997 *Lepidophloios* sp. indet.; J. Kvaček and Straková, p. 50, **pl. 9, fig. 2**

No E 92

Pl. 9, fig. 2

syntype

Lycopodiopsida, Lepidocarpaceae

cortex with leaf-cushions

impression

Carboniferous, Moscovian

Kladno F., Radnice M.

coll. Sternberg

Bohemia, Malíkovec mine near Radnice (“Malikowetz”)

coll. National Museum, Prague

Second taxon:

1838 *Cycadites columnaris* C.PRESL in Sternberg, vol. II, 7/8, p.194, **pl. 47, figs 1** (E 2474–2476), **2, 4** (detail of surface), **5, 6**

1997 *Sigillaria* sp. indet. (*Syringodendron*); J. Kvaček and Straková, p. 51, **pl. 9, fig. 4**

Nos E 2474, E 2475, E 2476

Pl. 9, fig. 4

syntypes

Lycopodiopsida, Lepidocarpaceae

parts of decorticated stem 166 cm long broken into three parts

petrified stem

Carboniferous, Moscovian

coll. Sternberg

Kladno F., Radnice M.

Bohemia, Malíkovec mine near Radnice (“Malikowetz”)

coll. National Museum, Prague

Syntypes figured in figs 2, 5, 6 – unknown repository.

### *complanatum*

holotype missing

1823 *Syringodendron complanatum* STERNB., vol. I, 3, pp. 36, 39, **pl. 31, fig. 1**

1997 *Sigillaria* sp. indet. (*Syringodendron*); J. Kvaček and Straková, p. 51

Carboniferous; Germany, St. Ingbert near Saarbrücken

### *compositus*

1838 *Carpolithes compositus* C.PRESL in Sternberg, vol. II, 7/8, p. 208, **pl. 58, figs 21, 22** (“*Carpolithes*”) (non *Carpolithes compositus* LESQ. 1871, p. 16, nom. illeg., Art. 53.1)

=1836 *Liquidambar europaea* A.BRAUN in Buckland, p. 513

1997 *Liquidambar europaea* A.BRAUN in Buckland; Z. Kvaček in J. Kvaček and Straková, p. 50, **pl. 10, figs 3, 4**

No E 197a, b

Pl. 10, fig. 3 (E 197a), fig. 4 (E 197b)

holotype

Magnoliopsida, Hamamelidales, Hamamelidaceae

infructescence

outer mould

NCM 110?

Paleogene, Oligocene

coll. Sternberg

volcanic complex above coal-seam Josef of Sokolov Basin

Bohemia, Počerny near Karlovy Vary (non Staré Sedlo (“Altsattel”))

part and counterpart

coll. National Museum, Prague

Sediment does not correspond with the type of the sediment characteristic for the locality stated by C. Presl in Sternberg (1838).

*compressus*

1825 *Carpolithes compressus* STERNB., vol. I, 4, tent. p. 40, (nom. nud.) nom. inval., Art. 32.1 and 44.1 with reference to Sternberg 1820, vol. I, 1, pl. 7, fig. 4a, b

Because the figure in Sternberg (1820, pl. 7, fig. 4) refers to *Carpolithes acuminatus* STERNB. 1825 (see Index iconum), the figure of *C. compressus*, does not exist, hence the name remains as nomen nudum.

*concatenatus*

1833 *Halymenites concatenatus* STERNB., vol. II, 5/6, p. 30, **pl. 2, fig. 1**

No K 325  
Pl. 10, fig. 2 holotype  
Thallophyta  
branched thallus  
impression  
Jurassic, Tithonian NCM 428  
Solnhofen Lithographic Limestone coll. Sternberg  
Germany, Solnhofen  
coll. National Museum, Prague

*concinna*

holotype missing

1838 *Pecopteris concinna* MÜNSTER ex C.PRESL in Sternberg, vol. II, 7/8, p. 149, **pl. 41, figs 3a, b** (non *Pecopteris concinna* LESQ. 1854, nom. illeg., Art. 53.1)

≡1838 *Sphenopteris concinna* MÜNSTER in C. Presl in Sternberg, p. vol. II, 7/8, p. 149, nom. inval., Art. 36.1

≡1931 *Rhinipteris concinna* (MÜNSTER ex C.PRESL in Sternberg) T.M.HARRIS, p. 58, pl. 12, fig. 1, pl. 13, figs 4, 7, 8, 12–14, text-fig. 20

2013 *Rhinipteris concinna* (MÜNSTER ex C.PRESL in Sternberg) T.M.HARRIS; Pacyna, p. 147

Jurassic, Liassic; Germany, Höfl (“Hoeffl”) near Bamberg

Type of the generic name *Rhinipteris* T.M.HARRIS 1931.

*conferta*

1825 *Neuropteris conferta* STERNB., vol. I, 4, tent. p. 17

1833 *Neuropteris conferta* STERNB., Sternberg 1833, vol. II, 5/6, p. 75, **pl. 22, fig. 5**

≡1864 *Callipteris conferta* (STERNB.) BRONGN. ex GÖPP., p. 104, pl. 14, fig. 1

≡1862 *Cyatheites confertus* (STERNB.) GEINITZ, p. 141, pl. 27, figs 1–8

≡1869 *Alethopteris conferta* (STERNB.) C.E.WEISS ssp. *vulgaris* C.E.WEISS, pp. 73, 79, pl. 7, figs 4, 5, 7, 8

≡1988 *Autunia conferta* (STERNB.) KERP in Kerp and Haubold, p. 143

1988 *Autunia conferta* (STERNB.) KERP; Kerp, p. 258, pls 1–25, figs 3–8

1992 *Autunia conferta* (STERNB.) KERP; Z. Kvaček and J. Kvaček, p. 41, **pl. 3, fig. 1**

No E 151  
Pl. 15, fig. 2 holotype  
Pteridospermopsida, Peltaspermales  
middle part of bipinnate leaf Sternberg’s label  
compression Feistmantel’s label  
Permian, Asselian NCM 647  
Broumov F., Olivětín M.  
Bohemia, Otovice (“Ottendorf”) coll. Sternberg  
E 151a – cuticle preparation



Type of the generic name *Callipteris* BRONGN. nom. illeg., Art. 53.1 (non *Callipteris* BORY 1804, p. 282, see Kerp 1981, 1986, for a complete synonymy see Kerp 1988, pp. 292, 293).

***conferta***

1825 *Sphenopteris conferta* STERNB., vol. I, 4, tent. p. 16  
herein *Zeilleria* sp.

No K 425  
Pl. 68, fig. 2 holotype  
Polypodiopsida, Marattiidae  
medial part of tri-pinnate frond NCM 61  
compression  
Carboniferous Sternberg's label  
Poland, Bialy Kamień ("Weisstien") near Walbrzych  
coll. National Museum, Prague

***confluens***

holotype missing

1821 *Lepidodendron confluens* STERNB., vol. I, 2, p. 31  
○1820 *Palmacites curvatus* SCHLOTH., p. 395, pl. 15, fig. 2, nom. inval., Art. 13.1 (f)  
≡1838 *Aspidiaria confluens* (STERNB.) C.PRESL in Sternberg, vol. II, 7/8, p. 182  
≡1852 *Sagenaria confluens* (STERNB.) GÖPP., p. 291, pl. 39, fig. 1

Carboniferous; Germany, Eschweiler near Aachen

Unfigured specimens assigned to *P. curvatus* by Schlotheim in Schlotheim's collection in the Museum für Naturkunde, Berlin (Nos L 41, L 42).

***conicus***

holotype missing

1833 *Equisetites conicus* MÜNSTER ex STERNB., vol. II, 5/6, p. 44, pl. 16, fig. 8  
○1833 *Equisetum conicum* MÜNSTER ex STERNB., vol. II, 5/6, p. 44, nom. inval., Art. 36.1  
1838 *Equisetites conicus* MÜNSTER ex STERNB.; C. Presl in Sternberg, vol. II, 7/8, pl. 30, fig. 1  
=1827 *Calamites arenaceus major* G.JÄGER, p. 37, pls 1–4, pl. 5, figs 1–4, pl. 6, figs 1–7  
=1864 *Equisetites arenaceus* (G.JÄGER) SCHENK, p. 59, pl. 7, fig. 2

Triassic; Ladinian/Rhaetian; Germany, Abtswind ("Abschwind")

Specimen figured by C. Presl in Sternberg, vol. II, 7/8, pl. 30, fig. 1 (No E 69) is stored in Sternberg's collection, National Museum, Prague.

***contractus***

1825 *Carpolithes contractus* STERNB., vol. I, 4, tent. p. 40 ("Carpolites")  
○1820 sine nomine; Sternberg, vol. I, 1, pl. 7, fig. 7

No E 1203  
Pl. 12, fig. 3 holotype  
detached elliptical seed Sternberg's label  
impression – cast Feistmantel's label  
Carboniferous, Moscovian NCM 1327  
Kladno F., Radnice M. coll. Sternberg  
Bohemia, Radnice ("Radnitz")  
coll. National Museum, Prague

J. Kvaček and Straková (1997) used this name as validly published, although it was based solely on an illustration, because precise illustration itself can be considered to meet the requirements of valid publication (Art. 38.7, Art. 38.9).

### *convexus*

- 1825 *Carpolithes convexus* STERNB., vol. I, 4, tent. p. 40 (“*Carpolites*”)  
○1820 sine nomine; Sternberg, vol. I, 1, **pl. 7, fig. 18**

No E 1194	
Pl. 12, fig. 4	holotype
detached elliptical seed	Sternberg’s label
impression	Feistmantel’s label
Carboniferous, Moscovian	
Kladno F., Radnice M.	coll. Sternberg
Bohemia, Radnice (“Radnitz”)	
coll. National Museum, Prague	

J. Kvaček and Straková (1997) used this name as validly published, although it was based solely on an illustration, because precise illustration itself can be considered to meet the requirements of valid publication (Art. 38.7, Art. 38.9).

### *copulatus*

- 1825 *Carpolithes copulatus* STERNB., vol. I, 4, tent. p. 40 (“*Carpolites*”)  
○1820 sine nomine; Sternberg, vol. I, 1, **pl. 8, fig. 26**

No E 1213	
Pl. 15, fig. 3	holotype
incomplete detached seed	
impression/cast	
Carboniferous, Moscovian	
Kladno F., Radnice M.	coll. Sternberg
Bohemia, Radnice (“Radnitz”)	
coll. National Museum, Prague	

J. Kvaček and Straková (1997) used this name as validly published, although it was based solely on an illustration, because precise illustration itself can be considered to meet the requirements of valid publication (Art. 38.7, Art. 38.9).

### *corculum*

- 1825 *Carpolithes corculum* STERNB., vol. I, 4, tent. p. 40 (“*Carpolites*”)  
○1820 sine nomine; Sternberg, vol. I, 1, **pl. 7, fig. 6**

?1904 *Carpolithes corculum* STERNB.; Ryba, p. 370

No E 4915	
Pl. 12, fig. 2	holotype
detached heart-shaped seed	Sternberg’s label
impression/cast	Feistmantel’s label
Carboniferous, Moscovian	NCM 1334
Kladno F., Radnice M.	coll. Sternberg
Bohemia, Radnice (“Radnitz”)	
coll. National Museum, Prague	

J. Kvaček and Straková (1997) used this name as validly published, although it was based solely on an illustration, because precise illustration itself can be considered to meet the requirements of valid publication (Art. 38.7, Art. 38.9).

### *cordae*

- 1836 *Cycadites cordae* STERNB., pp. 24, 35  
○1838 *Zamites cordae* STERNB.; Sternberg, vol. II, 7/8, p. 196, **pl. 55, figs 1** (E 114 a, b), **2** (E 115), **3** (E 95), **4** (E 96), **5–7**  
(?details of leaf cushions), **8–9** (anatomical sections) (“*cordae*”)

=1820 *Lepidodendron laricinum* STERNB., vol. I, 1, p. 22, tent. p. 23, pl. 11, fig. 2

=1825 *Lepidophloios laricinum* (STERNB.) STERNB., vol. I, 4, tent. p. 13

1997 *Lepidophloios laricinum* (STERNB.) STERNB.; J. Kvaček and Straková, p. 53, **pl. 13, figs 2, 3, 5, pl. 14, fig. 5**

No E 114 a, b  
 Pl. 13, fig. 2 (E 114b) syntype  
 Lycopodiopsida, Lepidocarpaceae  
 section of stem bearing leaves  
 petrified stem  
 Carboniferous, Moscovian NCM 1300, 1299  
 Kladno F., Radnice M. coll. Sternberg  
 Bohemia, Malíkovec mine near Radnice (“Malikowetz”)  
 part and counterpart  
 coll. National Museum, Prague

No E 115  
 Pl. 13, fig. 5 syntype  
 Lycopodiopsida, Lepidocarpaceae  
 transverse section of branch bearing leaves  
 petrified branch  
 Carboniferous, Moscovian NCM 1298  
 Kladno F., Radnice M. coll. Sternberg  
 Bohemia, Malíkovec mine near Radnice (“Malikowetz”)  
 coll. National Museum, Prague

No E 95  
 Pl. 13, fig. 3 syntype  
 Lycopodiopsida, Lepidocarpaceae  
 surface of stem with leaf cushions  
 impression/compression  
 Carboniferous, Moscovian NCM 1302  
 Kladno F., Radnice M. coll. Sternberg  
 Bohemia, Malíkovec mine near Radnice (“Malikowetz”)  
 coll. National Museum, Prague

No E 96  
 Pl. 14, fig. 5 syntype  
 Lycopodiopsida, Lepidocarpaceae  
 surface of stem with leaf cushions  
 impression/compression  
 Carboniferous, Moscovian NCM 1301  
 Kladno F., Radnice M. coll. Sternberg  
 Bohemia, Malíkovec mine near Radnice (“Malikowetz”)  
 coll. National Museum, Prague

***cordata*** holotype or syntypes missing

1825 *Pecopteris cordata* STERNB., vol. I, 4, tent. p. 19

Carboniferous; Bohemia, Svinná (“Swina”)

***cordata*** holotype or syntypes missing

1825 *Rhytidolepis cordata* STERNB., vol. I, 4, tent. p. 23

Carboniferous; Poland, Walbrzych (“Waldenburg”)

***cordatus*** holotype missing

1825 *Lycopodiolites cordatus* STERNB., vol. I, 4, tent. p. 9, pl. 56, fig. 3

≡1828a *Lepidodendron cordatum* (STERNB.) BRONGN., p. 86

Carboniferous; United Kingdom, Jarrow near Newcastle upon Tyne (“*Angliae ad Yarrow in districtus Durhamensi*”)  
 coll. Buckland

*coryphaeformis*

syntypes missing

- 1825 *Palmacites coryphaeformis* STERNB., vol. I, 4, tent. p. 35, nom. illeg., Art. 52.1  
≡1824 *Carpolithes mantellii* C.STOKES et WEBB, p. 423, pl. 46, figs 3, 4 (“*Carpolithus*”)

Lower Cretaceous; United Kingdom, Tilgate Forest near Cuckfield

*costatus*

- 1838 *Juglandites costatus* C.PRESL in Sternberg, vol. II, 7/8, p. 207, **pl. 58, figs 7, 8** (E 194), 9, **10** (E 193), 11, **12, 13** (E 195), nom. inval., Art. 35.1  
≡1850a *Juglans costata* C.PRESL ex UNGER, p. 468  
≡1861 *Carya costata* (C.PRESL ex UNGER) UNGER, p. 41, pl. 18, figs 13–17, pl. 19, fig. 16  
1981 *Carya costata* (C.PRESL ex UNGER) UNGER; Mai, p. 356, **pl. 26, figs 7** (E 193 – [LECTOTYPE] of *Juglans costata* C.PRESL ex UNGER 1850a), **8** (E 195a)

No E 193  
Pl. 11, fig. 3 [lectotype]  
Magnoliopsida, Juglandales, Juglandaceae  
endocarp  
inner mould  
Paleogene, Oligocene coll. Sternberg  
volcanic complex above the coal-seam Josef of the Sokolov Basin  
Bohemia, Počerny near Karlovy Vary (non Staré Sedlo “Altsattel”)  
coll. National Museum, Prague

Sediment does not correspond with the type of the sediment characteristic for the locality stated by C. Presl in Sternberg (1838).

No E 195a  
Pl. 14, fig. 3 paralectotype  
Magnoliopsida, Juglandales, Juglandaceae  
endocarp  
outer mould NCM 116  
Paleogene, Oligocene coll. Sternberg  
volcanic complex above the coal-seam Josef of the Sokolov Basin  
Bohemia, Počerny near Karlovy Vary (non Staré Sedlo “Altsattel”)  
coll. National Museum, Prague

Sediment does not correspond with the type of the sediment characteristic for the locality stated by C. Presl in Sternberg (1838). On the same slab together with E 195b.

No E 195b  
Magnoliopsida, Juglandales, Juglandaceae syntype  
endocarp  
part of outer mould NCM 116  
Paleogene, Oligocene coll. Sternberg  
volcanic complex above the coal-seam Josef of the Sokolov Basin  
Bohemia, Počerny near Karlovy Vary (non Staré Sedlo “Altsattel”)  
coll. National Museum, Prague

Sediment does not correspond with the type of the sediment characteristic for the locality stated by C. Presl in Sternberg (1838). On the same slab together with E 195a.

No E 194  
Pl. 14, fig. 2 syntype  
Magnoliopsida, Juglandales, Juglandaceae  
endocarp  
inner mould NCM 112  
Paleogene, Oligocene coll. Sternberg  
volcanic complex above the coal-seam Josef of the Sokolov Basin  
Bohemia, Počerny near Karlovy Vary (non Staré Sedlo “Altsattel”)  
coll. National Museum, Prague

Sediment does not correspond with the type of the sediment characteristic for the locality stated by C. Presl in Sternberg (1838).

Syntypes figured in figs 7, 9, 11 – unknown repository.

### *cottaeana*

1838 *Protopteris cottaeanana* C.PRESL in Sternberg, vol. II, 7/8, p. 170, **pl. 65, figs 4–6, pl. 67**

1836 *Lepidodendron punctatum* STERNB.; Cotta, p. 30, **pl. 1, figs 1–5**

1845 *Protopteris cottae* C.PRESL in Sternberg; Corda p. 78, pl. 49, figs 1–11, pl. 50 figs 1–6 (“*cottai*”) orth. var.

No 1412a, b	holotype
Polypodiopsida	
part of stem	
silicified	
?Cretaceous (reworked in Quarternary)	
Germany, Grossenhain near Dresden	coll. Schlotheim
coll. Museum für Naturkunde, Berlin	

### *cottaeanus*

1833 *Calamites cottaeanus* STERNB., vol. II, 5/6, p. 51, nom. illeg., Art. 52.1

≡1832 *Calamitea striata* COTTA, pp. 67, 68, pl. 14, **pl. 15, figs 1, 2**

≡1849 *Calamodendron striatum* (COTTA) BRONGN. in d’Orbigny, vol. 13, p. 99

≡1881 *Calamites striatus* (COTTA) STUR, p. 432, pl. 1, fig. 3, text-figs 1–3

No H/762a, b	syntype
Equisetopsida, Calamostachyales	
part of stem	
silicified	
Lower Permian	
Germany, Hilbersdorf near Chemnitz	coll. Schlotheim
coll. Museum für Naturkunde, Berlin	

Syntype figured in pl. 14 – unknown repository.

### *crassicaule*

syntypes missing

1838 *Lomatofloyos crassicaule* CORDA in Sternberg, vol. II, 7/8, p. 206, **pl. 66, figs 10–14, pl. 68, fig. 20**

1845 *Lomatofloyos crassicaule* CORDA in Sternberg; Corda, pp. 17, 20, pls 1–5

Carboniferous; Bohemia, Radnice (“Radnitz”)

Type of the generic name *Lomatofloyos* CORDA in Sternberg 1838.

Unfigured specimens in Sternberg’s collection in the National museum, Prague Nos E 119, E 120, E 228 (NCM 970), E 230 (NCM 972).

### *crassipes*

1833 *Codites crassipes* STERNB., vol. II, 5/6, p. 20, **pl. 2, fig. 3**

No E 4a, b	
Pl. 14, fig. 1 (E 4b)	holotype
Thallophyta	
thallus	
impression	Feistmantel’s label
Jurassic, Tithonian	NCM 374, 375
Solnhofen Lithographic Limestones	coll. Sternberg

Germany, Solnhofen  
part and counterpart  
coll. National Museum, Prague

**crassipes**

holotype missing

1838 *Palmacites crassipes* C.PRESL in Sternberg, vol. II, 7/8, p. 190, pl. 42, fig. 1 (non *Palmacites crassipes* UNGER in Martius 1845, p. 60, nom. illeg., Art. 53.1)

Paleogene; Austria, Häring

**crenata**

1838 *Camptopteris crenata* C.PRESL in Sternberg, vol. II, 7/8, p. 168

○1832 *Quercites lobatus* H.BERGER, p. 22 pro parte, pl. 4, figs 4, ?5, (non figs 1, 3)

≡1846 *Thaumatopteris crenata* (C.PRESL in Sternberg) GÖPP., p. 119

1997 *Dictyophyllum* sp., J. Kvaček and Straková, p. 57

No P1–6, non vidimus

?syntype

Polypodiopsida, Polypodiidae

part of leaf

impression

Jurassic, Liassic

Germany, Coburg

coll. Berger

coll. Geowissenschaftliches Museum der Universität Göttingen, Germany

The holotype or syntype figured in fig. 4 – unknown repository.

**crenata**

1825 *Pecopteris crenata* STERNB., vol. I, 4, tent. p. 20 (non *Pecopteris crenata* PRYN. 1970, p. 38, nom. illeg., Art. 53.1)

○1833 *Pecopteris crenata* STERNB.; Sternberg, vol. II, 5/6, pl. 10, fig. 7

1838 *Pecopteris crenata* STERNB.; C. Presl in Sternberg, vol. II, 7/8, p. 154

≡1825 *Filicites miltonii* ARTIS, p. 14, pl. 14

≡1900 *Asterotheca miltonii* (ARTIS) ZEILLER, p. 59, text-fig. 26a

≡1911 *Pecopteris miltonii* (ARTIS) BRONGN.; Kidston, p. 50

No E 139

Pl. 15, fig. 7

holotype

Polypodiopsida, Marattiidae

bipinnate leaf

impression

Carboniferous, Moscovian

NCM 687

Kladno F., Radnice M.

coll. Sternberg

Bohemia, Minice near Kralupy (“Minitz”)

coll. National Museum, Prague

**crenatum**

1820 *Lepidodendron crenatum* STERNB., vol. I, 1, p. 21, tent. p. 23, pl. 8, fig. 2B<sub>a,b</sub>

1825 *Lepidodendron crenatum* STERNB.; Sternberg, vol. I, 4, tent. p. 10

≡1838 *Sagenaria crenata* (STERNB.) C.PRESL in Sternberg, vol. II, 7/8, p. 178, pl. 68, fig. 5

≡1820 *Lepidodendron obovatum* STERNB., vol. I, 1, pp. 20, 23, pl. 6, fig. 1, pl. 8, fig. 1 A<sub>a,b</sub>

1970 *Lepidodendron obovatum* STERNB.; Thomas, p. 151, pl. 30, fig. 1, text-fig. 2C

No E 4742

Pl. 17, fig. 1

holotype

Lycopodiopsida, Lepidocarpaceae  
 surface of stem with leaf-cushions  
 impression/compression  
 Carboniferous, Moscovian  
 Kladno F., Radnice M.  
 Bohemia, Radnice (“Radnitz”)  
 coll. National Museum, Prague  
 NCM 832  
 coll. Sternberg

***crenulatus***

1825 *Phyllites crenulatus* STERNB., vol. I, 4, p. 40, **pl. 44, fig. 2**

≡1850a *Myrica longifolia* UNGER, p. 396

≡1851b *Banksia ungeri* ETTINGSH., p. 731, nom. illeg., Art. 52.1

No K 332  
 Pl. 13, fig. 4  
 Magnoliopsida, Myricales, Myricaceae  
 middle and basal part of leaf  
 impression  
 Paleogene, Eocene  
 Häring Beds (Häring Schichten)  
 Austria, Häring  
 coll. National Museum, Prague  
 holotype  
 NCM 262  
 coll. Sternberg

*Phyllites crenulatus* STERNB. 1825 would have priority over *Myrica longifolia* UNGER 1850a, but when transferred to *Myrica* the name *Myrica crenulata* is preoccupied (Heer 1861, p. 11, pl. 5, figs 1–3).

***crenulatus*** holotype missing

1833 *Sphaerococcites crenulatus* STERNB., vol. II, 5/6, p. 28, nom. illeg., Art. 52.1

≡1823 *Algacites granulatus* SCHLOTH. ex J.F.KRÜGER, p. 106

Jurassic, Liassic; Germany, Boll

***cretaceus***

1838 *Chondrites cretaceus* C.PRESL in Sternberg, vol. II, 7/8, p. 103, **pl. 34, fig. ?3**

1994 *Chondrites* ichnosp.; Mikuláš and Straková, p. 145, **pl. 6, fig. 1**

No K 352  
 Pl. 12, fig. 5  
 trace fossil  
 Jurassic, Liassic  
 Germany, Boll, Göppingen, Baden-Württemberg  
 coll. National Museum, Prague  
 ? holotype  
 Feistmantel's label  
 NCM 313  
 coll. Sternberg

***crispatus*** holotype missing

1833 *Laminarites crispatus* MÜNSTER ex STERNB., vol. II, 5/6, p. 35, **pl. 24, fig. 3**

≡1833 *Laminaria crispata* MÜNSTER ex STERNB., vol. II, 5/6, p. 35, nom. inval., Art. 36.1

≡2011 *Rhacophyllum crispatum* (STERNB.) KUSTAT. et VAN KONIJNENB., p. 220, figs 4A–B, 12D

≡1864 *Schizopteris pachyrrhachis* SCHENK, p. 76, pl. 7, fig. 4, nom. illeg., Art. 52.1

Triassic; Germany, Abtswind (“Abschwind”)  
 coll. B. S. München, Germany

### *crispiformis*

1833 *Sphaerococcites crispiformis* SCHLOTH. ex STERNB., vol. II, 5/6, p. 28, **pl. 27, figs 1, 2**  
1992 recent remnants of roots; Z. Kvaček and J. Kvaček, p. 34, **pl. 6, fig. 2**

No E 31 holotype  
Pl. 19, fig. 2  
roots of recent plant penetrating into bedding planes of claystone  
compression  
Recent  
Bohemia, Sokolov ("Falkenau") coll. Sternberg

### *cruciatus*

holotype missing

1825 *Calamites cruciatus* STERNB., vol. I, 4, p. 42, tent. p. 27, **pl. 49, fig. 5**

≡1877 *Eucalamofloyos cruciatus* (STERNB.) GRAND'EURY, p. 293  
≡1879 *Calamodendron cruciatus* (STERNB.) ZEILLER, p. 152, pl. 174, fig. 3 (Atlas 1878)  
≡1890 *Eucalamites cruciatus* (STERNB.) KIDST., p. 19

Carboniferous; Germany, Saarbrücken

### *cuneifolia*

1821 *Rotularia cuneifolia* STERNB., vol. I, 2, p. 33, **pl. 26, fig. 4a, b**, alternative name, Art. 36.3  
≡1821 *Rotularia asplenoides* STERNB., vol. I, 2, p. 30, alternative name, Art. 36.3

≡1825 *Rotularia pusilla* STERNB., vol. I, 4, tent. p. 32, nom. illeg., Art. 52.1  
≡1879 *Sphenophyllum cuneifolium* (STERNB.) ZEILLER, p. 30  
1966 *Sphenophyllum cuneifolium* (STERNB.) ZEILLER; Storch, p. 176, **pl. 5**, figs 1–5, **fig. 6**, pl. 6, figs 8,9  
1969 *Sphenophyllum cuneifolium* (STERNB.) ZEILLER; Crookall, p. 579, pl. 107, fig. 5, pl. 109, figs 3, 4, 13, 14, text-figs 160, 161, **162**, 163A, 171A

No E 40a, b  
Pl. 16, fig. 3 (E 40a) holotype  
Equisetopsida, Bowmaniales  
branched stem bearing whorled leaves  
compression / impression Feistmantel's label  
Carboniferous, Moscovian NCM 1229, 1230  
Kladno F., Radnice M. coll. Sternberg  
Bohemia, Vranovice near Radnice ("Wranowitz")  
part and counterpart  
coll. National Museum, Prague

### *cupressiformis*

1823 *Thuites cupressiformis* STERNB., vol. I, 3, pp. 36, 39, **pl. 33, fig. 2**

≡1823 *Thuites articulatus* STERNB., vol. I, 3, pp. 36, 39, pl. 33, fig. 3  
≡1823 *Thuites divaricatus* STERNB., vol. I, 3, pp. 37, 38, 39, pl. 37, figs 1, 4, pl. 39  
≡1823 *Thuites expansus* STERNB., vol. I, 3, pp. 38, 39, pl. 38, fig. 1, 2  
1825 *Thuites cupressiformis* STERNB.; Sternberg, vol. I, 4, tent. p. 38  
1825 *Thuites articulatus* STERNB.; Sternberg, vol., 4, tent. p. 38  
1825 *Thuites expansus* STERNB.; Sternberg, vol., 4, tent. p. 38  
1825 *Thuites divaricatus* STERNB.; Sternberg, vol., 4, tent. p. 38  
≡1833 *Caulerpites thuiiformis* STERNB., vol. II, 5/6, p. 22  
≡1833 *Caulerpites expansus* STERNB., vol. II, 5/6, p. 22  
≡1833 *Caulerpites bucklandianus* STERNB., vol. II, 5/6, p. 22, nom. illeg., Art. 52.1  
1871 *Thuites articulatus* STERNB.; Phillips, p. 171, text-fig. 31/1  
1904 *Thuites expansus* STERNB.; Seward, p. 142, text-fig. 19, pl. 9, figs 1, 4  
≡1919 *Brachyphyllum expansum* (STERNB.) SEWARD, p. 317, fig. 754



1949 *Brachyphyllum expansum* (STERNB.) SEWARD; Kendall, p. 308, text-figs 1, 2

2003 *Brachyphyllum expansum* (STERNB.) SEWARD; Cleal and Rees, p. 770, text-fig. 4, pl. 8, figs 3–5, pl. 9, pl. 11, fig. 1

No J.1135 holotype  
Pinopsida, Pinales  
part of leafy branch  
impression  
Jurassic, Middle Jurassic, Bathonian  
United Kingdom, Stonesfield coll. Buckland  
coll. Oxford University Museum of Natural History

### *cuspidatus*

1838 *Equisetites cuspidatus* C.PRESL in Sternberg, vol. II, 7/8, p. 106, **pl. 31, figs 1, 2** (E 63, E 64), **5** (E 66), **8** (E 70)

=1827 *Calamites arenaceus major* G.JÄGER, p. 37, pls 1, 2

=1864 *Equisetites arenaceus* (G.JÄGER) SCHENK, p. 59, pl. 7, fig. 2

Nos E 63, E 64  
Pl. 16, fig. 2 (E 63), pl. 18, fig. 1 (E 64) syntype  
Equisetopsida, Equisetales  
stem bearing whorl of sheath-like leaves  
impression  
Carnian, Triassic NCM 520  
Germany, Sinsheim coll. Münster  
part and counterpart  
coll. National Museum, Prague

No E 66  
Pl. 18, fig. 2 syntype  
Equisetopsida, Equisetales  
stem bearing whorl of sheath-like leaves  
impression  
Carnian, Triassic NCM 513  
Germany, Sinsheim coll. Münster  
coll. National Museum, Prague

No E 70  
Pl. 14, fig. 4 syntype  
Equisetopsida, Equisetales  
nodal area of stem bearing whorl of sheath-like leaves  
impression  
Carnian, Triassic coll. Sternberg  
Germany, Sinsheim  
coll. National Museum, Prague

### *cyatheiformis*

1838 *Psaronius cyatheiformis* CORDA in Sternberg, vol. II, 7/8, p. 174, **pl. 60, fig. 3, pls 62, 63** (E 4630)

1845 *Psaronius cyatheiformis* CORDA in Sternberg; Corda, p. 100, **pl. 35, figs 1** (E 4630), **2–4** (anatomical sections)

=1842 *Psaronius radiatus* UNGER in Endlicher, p. 5

1854 *Psaronius radiatus* UNGER; Stenzel, p. 834

No E 4630  
Pl. 15, fig. 5 holotype  
Polypodiopsida, Marattiidae Corda's No 113b  
transverse section of envelop of adventitious roots Corda's label  
silicified stem

Carboniferous, Gzhelian  
Bohemia, Nová Paka  
coll. National Museum, Prague

coll. Corda

***cyatheoides***

- 1838 *Steffensia cyatheoides* C.PRESL in Sternberg, vol. II, 7/8, p. 122  
○1834a *Pecopteris cyathea* SCHLOTH. ex BRONGN.; Brongniart, vol. I, 8, p. 307, **pl. 101, figs 1, 2** (639.1), **3** (639.3) (non pl. 101, fig. 4)  
=1828a *Pecopteris cyathea* SCHLOTH. ex BRONGN., p. 56  
=1877 *Asterotheca cyathea* (SCHLOTH. ex BRONGN.) STUR, p. 187  
1962 *Pecopteris cyathea* SCHLOTH. ex BRONGN.; Jongmans and Dijkstra, p. 2251

No MNH 639.1  
Polypodiidae  
fragment of bipinnate leaf  
impression  
Carboniferous  
France, St. Etienne, “St. Pierre Lacour”  
syntype

No MNH No 639.2  
Polypodiidae  
fragment of bipinnate leaf  
impression  
Carboniferous  
France, St. Etienne, “St. Pierre Lacour”  
coll. Muséum national d’Histoire naturelle, Paris  
syntype

***cycadeum***

- 1838 *Calamoxylon cycadeum* CORDA in Sternberg, vol. II, 7/8, p. 195, **pl. 54, figs 8, 9** (E 113), **10–13** (anatomical sections)

No E 113  
Pl. 15, fig. 1  
Lycopodiopsida, Lepidocarpaceae  
part of ribbed stem  
cast  
Carboniferous, Moscovian  
Kladno F., Radnice M.  
Bohemia, Chomle near Radnice  
coll. National Museum, Prague  
holotype  
?Corda’s No 237b  
coll. Sternberg

Type of the generic name *Calamoxylon* CORDA in Sternberg 1838.

***cylindricus***

holotype missing

- 1825 *Fucoides cylindricus* STERNB., vol. I, 4, p. 41, tent. p. 7, **pl. 48, fig. 1**  
≡1833 *Halymenites cylindricus* (STERNB.) STERNB., vol. II, 5/6, p. 30  
1997 *ichnosp. indet.*; J. Kvaček and Straková, p. 61

Cretaceous; Bohemia, Děčín nad Labem (“*Tetschen ad Albim*”)

***debilis***

- 1825 *Pecopteris debilis* STERNB., vol. I, 4, tent. p. 18

○1821 sine nomine; Sternberg, vol. I, 2, p. 30, **pl. 26, fig. 3a, b**

≡1845 *Sphenopteris debilis* (STERNB.) UNGER, p. 64

≡1836 *Cheilanthes debilis* (STERNB.) GÖPP., p. 389

≡1877 *Phthinophyllum debile* (STERNB.) STUR, vol. II, p. 187

Nos E 127, E 128

Pl. 19, fig. 4 (E 127), pl. 18, fig. 3 (E 128)

syntype

Polypodiopsida, Polypodiidae

two terminal parts of bipinnate leaf

Sternberg's label

impression

Feistmantel's label

Carboniferous, Moscovian

NCM 712,724

Kladno F., Radnice M.

coll. Sternberg

Bohemia, Radnice ("Radnitz")

part and counterpart

coll. National Museum, Prague

Type of the generic name *Phthinophyllum* STUR 1877. Both syntypes are situated on the same hand specimen.

### *decora*

holotype missing

1825 *Catenaria decora* STERNB., vol. I, 4, p. 43, tent. p. 25, **pl. 52, fig. 1**

Carboniferous; Germany, Wettin, part Löbejün ("Loebeginn")

Type of the generic name *Catenaria* STERNB. 1825.

### *decurrens*

1825 *Neuropteris decurrens* STERNB., vol. I, 4, tent. p. 17

1833 *Neuropteris decurrens* STERNB.; Sternberg, vol. II, p. 75, 5/6, **pl. 20, fig. 2**

≡1825 *Neuropteris conferta* STERNB., vol. I, 4, tent. p. 17

≡1888 *Autunia conferta* (STERNB.) KERP in Kerp and Haubold, p. 143

1988 *Autunia conferta* (STERNB.) KERP in Kerp and Haubold; Kerp, p. 258, pls 1–25, figs 3–8

No E 144

Pl. 16, fig. 4

holotype

Pteridospermopsida, Peltaspermales

middle part of fern frond

Sternberg's label

compression

Feistmantel's label

Permian

NCM 624

Germany, Zweibrücken

coll. Sternberg

coll. National Museum, Prague

### *delicatula*

1825 *Bechera delicatula* STERNB., vol. I, 4, p. 42, tent. p. 31, **pl. 49, fig. 2**

≡1828a *Asterophyllites delicatulus* (STERNB.) BRONGN., pp. 159, 176

≡1825 *Bechera grandis* STERNB., vol. I, 4, p. 42, tent. p. 30, pl. 49, fig. 1

≡1855 *Asterophyllites grandis* (STERNB.) GEINITZ, p. 8, pl. 17, fig. 4

1879 *Asterophyllites grandis* (STERNB.) GEINITZ; Lesquereux, vol. 1, p. 41

No E 44

Pl. 18, fig. 4

holotype

Equisetopsida, Calamostachyales

leafy stem

impression

Carboniferous, Moscovian  
Kladno F., Radnice M. coll. Sternberg  
Bohemia, Svinná (“Swina”)  
coll. National Museum, Prague

### *delicatula*

- 1825 *Sphenopteris delicatula* STERNB., vol. I, 4, tent. p. 16 (non *Sphenopteris delicatula* KRYSHT. et PRYN. 1932, p. 367, nom. illeg., Art. 53.1)  
○1821 sine nomine; Sternberg, vol. I, 2, p. 30, **pl. 26, fig. 5**  
≡1884 *Zeilleria delicatula* (STERNB.) KIDST., p. 592, pl. 25, figs 1–12a

No E 130  
Pl. 19, fig. 1 holotype  
Polypodiopsida, Marattiidae  
part of tripinnate leaf  
compression Feistmantel’s label  
Carboniferous, Moscovian NCM 620  
Kladno F., Radnice M. coll. Sternberg  
Bohemia, Radnice  
coll. National Museum, Prague

### *dichotomum*

- 1820 *Lepidodendron dichotomum* STERNB., vol. I, 1, p. 19, tent. p. 23, pl. 1 (sketch of a large stem), **pl. 2, fig. bottom left** (E 4745), top, **pl. 3** (E 7647)  
~1820 *Lepidodendron obovatum* STERNB., vol. I, 1, pp. 20, 23, pl. 6, fig. 1, pl. 8, fig. 1 A<sub>a,b</sub>  
=1828a *Lepidodendron longifolium* BRONGN., p. 85 (non Sternberg 1820, pls 1, 2)  
=1828a *Lepidodendron sternbergii* BRONGN., p. 85 (non Sternberg 1820, pl. 3), nom. illeg., Art. 52.1  
1838 *Lepidodendron dichotomum* STERNB.; Sternberg, vol. II, 7/8, p. 214, pl. A, fig. 16, pl. 68, fig. 1 (non Sternberg 1820, pl. 3)  
1934a *Lepidodendron dichotomum* STERNB.; Němejc, pp. 1, 4, **pl. 1, figs 2, 3, 4**  
~1946 *Lepidodendron obovatum* STERNB.; Němejc, p. 6, **pl. 1, figs 1, 2a, 2, 3a, 3**  
1970 *Lepidodendron dichotomum* STERNB.; Thomas, p. 160, pl. 31, figs 6, 7, text-fig. 9  
herein *Lepidophloios laricinus* STERNB.

No E 4745  
Pl. 16, fig. 1 syntype  
Lycopodiopsida, Lepidocarpaceae  
branches with linear leaves and leaf cushions Sternberg’s label  
impression  
Carboniferous, Moscovian NCM 892  
Kladno F., Radnice M. coll. Sternberg  
Bohemia, Svinná (“Swina”)  
coll. National Museum, Prague

No E 7647  
Pl. 68, fig. 3 syntype  
Lycopodiopsida, Lepidocarpaceae  
terminal part of stem bearing long leaves  
impression  
Carboniferous, Moscovian NCM x19  
Kladno F., Radnice M. coll. Sternberg  
Bohemia, Svinná (“Swina”)  
coll. National Museum, Prague

Syntypes figured in pl. 2 top – unknown repository.

Many authors include *L. dichotomum* STERNB. 1820 into *L. obovatum* STERNB. 1820 but Thomas (1970, p. 160) once

again split *L. dichotomum* and *L. obovatum* due to differences in cuticle patterns. Present inspection of newly discovered syntype resulted in conclusion that *L. dichotomum* STERNB. represents *Lepidophloios laricinus* STERNB.

### *dichotomus*

1833 *Fucooides dichotomus* F.RCHB. in Sternberg, vol. II, 5/6, p. 34, nom. inval., Art. 36.1

≡1833 *Haliserites reichii* STERNB., vol. II, 5/6, p. 34, pl. 24, fig. 7

≡1869 *Delesseria reichii* (STERNB.) SCHIMP., p. 178

2000 *Haliserites reichii* STERNB.; Kahlert and Rufflé, p. 428

Cretaceous, Cenomanian; Germany, Niederschöna (“Schoena”)

For more details see *reichii*

### *dicta*

1838 *Euphorbites dicta* STERNB., vol. II, 7/8, p. 210, pl. 40, fig. 3, nom. inval., Art. 32.1

No G 6485

holotype

Pl. 20, fig. 3

stem

outer mould, impression

Paleogene, Eocene

NCM 127

Staré Sedlo F.

coll. Sternberg

Bohemia, Staré Sedlo (“Altsattel”)

coll. National Museum, Prague

### *difforme*

1821 *Asplenium difforme* STERNB., vol. I, 2, p. 29, tent. p. 33, pl. 24, fig. 1 (G 2113, LECTOTYPE designated herein), (“*difforme*”) nom. illeg., Art. 53.1 (non *Asplenium difforme* R.BROWN 1810, p. 151)

≡1825 *Aspleniopteris difformis* STERNB., vol. I, 4, tent. p. 21, nom. nov.

≡1823b *Phyllites comptoniifolius* BRONGN., p. 359, nom. rej. prop.

≡1828a *Comptonia acutiloba* BRONGN., pp. 140, 141, 143, 209, nom. illeg., Art. 52.1

≡1851b *Dryandra acutiloba* (BRONGN.) ETTINGSH., p. 27 (735), pl. 4 (33), figs 2, 3, nom. illeg., Art. 52.1

≡1870 *Myrica acutiloba* (BRONGN.) SCHIMP., vol. II, p. 560, nom. illeg., Art. 52.1

≡1838 *Zamites difformis* (STERNB.) C.PRESL in Sternberg, vol. II, 7/8, p. 198

≡1844 *Pterophyllum difforme* (STERNB.) GÖPP., p. 137

≡1906 *Comptonia difformis* (STERNB.) E.W.BERRY, p. 495

≡1927 *Myrica difformis* (STERNB.) R.W.CHANEY, p. 103

=1877 *Myrica (Comptonia) tschernowitziana* ENGELH., p. 375, pl. 4, fig. 14

=1877 *Myrica credneri* ENGELH., p. 376, pl. 4, fig. 13

≡2017 *Comptonia comptoniifolia* (BRONGN.) DOWELD, p. 224, nom. rej. prop.

1961 *Comptonia difformis* (STERNB.) E.W.BERRY; Kotlaba, p. 133, pl. 17, pl. 18A

1962 *Comptonia difformis* (STERNB.) E.W.BERRY; Kotlaba, p. 52, text-fig. 2

1968 *Comptonia acutiloba* BRONGN., Vassiljev and Zhilin, p. 557, nom. illeg., Art. 52.1

2007 *Comptonia difformis* (STERNB.) E.W.BERRY; J. Kvaček, p. 549

2020 *Comptonia difformis* (STERNB.) E.W.BERRY; J. Kvaček and Z. Kvaček, p. 1124, nom. cons. prop.

No G 2113

Pl. 17, fig. 3

lectotype (designated herein)

Registered in Plant Fossil Names Registry: PFN001894 for lectotype designation

Magnoliopsida, Myricales, Myricaceae

basal and middle part of leaf

impression

Neogene, lower Miocene  
 Most Formation  
 Bohemia, environs of Chomutov (“Komotau”), Most (“Brüx”), Litvínov (“Oberleitersdorf”) cited by Sternberg 1821, p. 29; Chomutov (“Comotovium”), Bílina (“Bilinam”) cited by Sternberg (1825: xxi–xxii).  
 coll. National Museum, Prague  
 Type of the generic name *Aspleniopteris* STERNB. 1825. There are two unfigured syntypes in the collection of the National Museum, Prague showing two different types of sediment. The specimen No G 7766 (NCM 65, loc. ?) shows yellow-orange claystone and could be from environs of Bílina. The specimen G 7672 (NCM 97, loc. ?) shows sediment similar to the figured specimen, interpreted as environs of Chomutov. Due to the recovery of the two syntypes we designate the figured specimen (G 2113) as the lectotype.

*difformis* holotype or syntypes missing

1825 *Calamites difformis* STERNB., vol. I, 4, tent. p. 27, nom. illeg., Art. 52.1  
 ○1820 *Calamites gibbosa* SCHLOTH., p. 400, nom. inval., Art. 13.1 (f)  
 ≡1823 *Calamites gibbosus* SCHLOTH. ex J.F.KRÜGER, p. 114

Carboniferous/Lower Permian, Gzhelian/Asselian; Germany, Manebach; Poland, Walbrzych (“Waldenburg”)

*diffusa* holotype missing

1825 *Bechera diffusa* STERNB., vol. I, 4, tent. p. 30  
 ○1821 sine nomine; Sternberg, vol. I, 2, p. 28, pl. 19, fig. 3  
 ≡1828a *Asterophyllites diffusus* (STERNB.) BRONGN., p. 159  
 =1914 *Asterophyllites equisetiformis* (STERNB.) BRONGN.; Jongmans, p. 107

Carboniferous; Bohemia, Radnice (“Radnitz”)

*digitata*

1833 *Odontopteris digitata* STERNB., vol. II, 5/6, p. 77, pl. 23, fig. 3  
 ≡1838 *Zamites whitbyensis* C.PRESL in Sternberg, vol. II, 7/8, p. 197, nom. illeg., Art. 52.1  
 =1835b *Zamia gigas* LINDL. et HUTTON, p. 45, vol. III, pl. 165  
 =1841 *Zamites gigas* (LINDL. et HUTTON) MORRIS, p. 116  
 1997 *Zamites gigas* (LINDL. et HUTTON) MORRIS, C. Hill in J. Kvaček and Straková, p. 63, pl. 11, fig. 4

No E 167b  
 Pl. 11, fig. 4b holotype  
 Bennettitopsida, Bennettitales  
 apical part of pinnate leaf  
 compression  
 Jurassic, Middle Jurassic, Bajocian NCM 760  
 United Kingdom, Whitby, Yorkshire leg. Buckland  
 coll. National Museum, Prague

On the same slab together with the holotype of *Odontopteris bucklandii* STERNB. No E 167a. *Odontopteris digitata* STERNB. 1833 has priority over *Zamia gigas* LINDL. et HUTTON 1835b, unless the latter is conserved.

*diospyriformis*

1823 *Carpolithes diospyriformis* STERNB., vol. I, 3, pp. 37, 39, pl. 37, fig. 6 (“*Carpolites*”)  
 =?1823 *Carpolithes morchellaeformis* STERNB., vol. I, 3, p. 37, pl. 37, fig. 3 (“*Carpolites*”)  
 1825 *Carpolithes diospyriformis* STERNB.; Sternberg, vol. I, 4, tent. p. 40 (“*Carpolites*”)  
 1871 *Carpolithes diospyriformis* STERNB.; Phillips, p. 171, diagram 32, fig. 2

1904 *Carpolithes diospyriformis* STERNB.; Seward, p. 128, pl. 12, fig. 12, pl. 13, fig. 7  
2003 *Carpolithes diospyriformis* STERNB.; Cleal and Rees, p. 788, pl. 14, fig. 4, **pl. 15, figs 2, 3**

No J.55980 holotype  
seed  
cast and mould  
Jurassic, Middle Jurassic, Bathonian  
United Kingdom, Stonesfield coll. Buckland  
coll. Oxford University Museum of Natural History

Cleal and Rees (2003) figured the holotype in pl. 15, fig. 2 (however under wrong No – J.1151/J1151a).

***diphylla*** holotype missing

1838 *Sagenopteris diphylla* C.PRESL in Sternberg, vol. II, 7/8, p. 165, **pl. 35, fig. 4**

○1836 *Acrostichites inaequilaterus* STERNB. in Göppert, p. 287 (pro parte)

=1825 *Filicites nilsonianus* BRONGN., p. 218, pl. 12, fig. 1 (“*nilsoniana*”)

=1838 *Sagenopteris rhoifolia* C.PRESL in Sternberg, vol. II, 7/8, p. 165, pl. 35, fig. 1, nom. illeg., Art. 52.1

=1838 *Sagenopteris diphylla* C.PRESL in Sternberg, vol. II, 7/8, p. 165, pl. 35, fig. 4

=1838 *Sagenopteris semicordata* C.PRESL in Sternberg, vol. II, 7/8, p. 165, pl. 35, fig. 2

=1838 *Sagenopteris acuminata* C.PRESL in Sternberg, vol. II, 7/8, p. 165, pl. 35, fig. 3

=1845 *Acrostichites acuminatus* (C.PRESL in Sternberg) UNGER, p. 77.

=1870 ***Sagenopteris nilsoniana*** (BRONGN.) E.HÉBERT, p. 374

1933 *Sagenopteris nilsoniana* (BRONGN.) E.HÉBERT; Harris, p. 5, pl. 1, fig. 11, text-figs 1, 2A–F

Jurassic, Liassic; Germany, Strullendorf (“Strahlendorf”)

For more details see ***acuminata***

***disciformis***

1825 *Carpolithes disciformis* STERNB., vol. I, 4, tent. p. 40 (“*Carpolites*”)

○1820 sine nomine; Sternberg, vol. I, 1, **pl. 7, fig. 13**

1937c ***Discinites*** sp. indet.; Němejc, p. 2, **pl. 1, fig. 6**

No E 862  
Pl. 15, fig. 4 holotype  
Progymnospermopsida, Noeggerathiales Sternberg’s label  
impression Feistmantel’s label  
isolated sporophyll  
Carboniferous, Moscovian NCM 1349  
Kladno F., Radnice M. coll. Sternberg  
Bohemia, environs of Radnice (“Radnitz”)  
coll. National Museum, Prague

J. Kvaček and Straková (1997) used this name as validly published, although it was based solely on an illustration, because precise illustration itself can be considered to meet the requirements of valid publication (Art. 38.7, Art. 38.9).

***discoideus***

1825 *Carpolithes discoideus* STERNB., vol. I, 4, tent. p. 40 (“*Carpolites*”)

○1820 sine nomine; Sternberg, vol. I, 1, **pl. 8, fig. 27**

=1820 *Variolaria ficoides* STERNB., vol. I, 1, pp. 22, 24, pl. 12, figs 1–3

1997 ***Stigmaria ficoides*** (STERNB.) BRONGN.; J. Kvaček and Straková, p. 64, **pl. 20, fig. 2**

No E 79  
Pl. 20, fig. 2 holotype

Lycopodiopsida, Lepidocarpaceae  
fragment of rhizophore (stigmata) with root scars  
impression  
Carboniferous, Moscovian  
Kladno F., Radnice M. NCM 1343  
Bohemia, Radnice (“Radnitz”) coll. Sternberg  
coll. National Museum, Prague

J. Kvaček and Straková (1997) used this name as validly published, although it was based solely on an illustration, because precise illustration itself can be considered to meet the requirements of valid publication (Art. 38.7, Art. 38.9).

***discreta*** holotype or syntypes missing

1825 *Pecopteris discreta* STERNB., vol. I, 4, tent. p. 18

Carboniferous; Bohemia, Svinná (“Swina”)

***distachya*** syntypes missing

1825 *Volkmania distachya* STERNB., vol. I, 4, p. 42, tent. p. 30, pl. 48, figs 3a, b

≡1877 *Calamites distachyus* (STERNB.) STUR, pp. 28, 29, 32, text-fig. 11

≡1911 *Palaeostachya distachya* (STERNB.) JONGM., pp. 191, 335, text-figs 296–299

Carboniferous; Bohemia, Svinná (“Swina”)

Type of the generic name *Volkmania* STERNB. 1825.

***distans*** holotype or syntypes missing

1825 *Calamites distans* STERNB., vol. I, 4, tent. p. 26, nom. illeg., Art. 52.1 (non *Calamites distans* GÖPP. 1847, p. 180, nom. illeg., Art. 53.1)

○1820 *Calamites remotus* SCHLOTH., p. 399, nom. inval., Art. 13.1 (f)

≡1823 *Calamites remotus* SCHLOTH. ex F.J.KRÜGER, p. 115

Carboniferous; Bohemia, Radnice (“Radnitz”) Germany, Manebach, Saarbrücken, Wettin

The taxon is based on six syntypes, five from Schlotheim’s collection and at least one from Sternber’s collection.

***distans***

1825 *Neuropteris distans* STERNB., vol. I, 4, tent. p. 17

1833 *Neuropteris distans* STERNB.; Sternberg, vol. II, 7/8, p. 77

≡1825 *Alethopteris lonchitica* STERNB., vol. I, 4, tent. p. 21

1992 *Alethopteris lonchitica* STERNB., Z. Kvaček and J. Kvaček, p. 41, pl. 3, fig. 2

2008 *Alethopteris lonchitica* STERNB. vel *Alethopteris westphalensis* R.H.WAGNER; Álvarez-Vazquez and Wagner, p. 180

No E 147

Pl. 15, fig. 6

Pteridospermopsida

part of simply pinnate leaf

impression

Carboniferous, Bashkirian

Germany, Eschweiler near Aachen

coll. National Museum, Prague

holotype

Sternberg’s label

?Münster’s label

NCM 645

leg. ?Münster



## *distans*

- 1838 *Neuropteris distans* C.PRESL in Sternberg, vol. II, 7/8, p. 136, **pl. 40, fig. 4**, nom. inval., Art. 36.1 (non *Neuropteris distans* STERNB. 1825, vol. I, 4, tent. p. 17), this fact was corrected already by C. Presl himself in “Corrigenda” (C. Presl in Sternberg 1838, p. 220).  
≡1838 *Neuropteris remota* C.PRESL in Sternberg, vol. II, 7/8, p. 220, **pl. 40, fig. 4**

For more details see *remota*

## *distans*

- 1825 *Sphenopteris distans* STERNB., vol. I, 4, tent. p. 16  
○1804 sine nomine; Schlotheim, p. 49, **pl. 10, fig. 18 left b** (1987/341)  
○1820 *Filicites bermudensisformis* SCHLOTH., p. 409, **pl. 21, fig. 2** (1987/342), nom. inval., Art. 13.1 (f)  
≡1832 *Filicites bermudensisformis* SCHLOTH., pp. 7, 10, **pl. 10, fig. 18 left b, pl. 21, fig. 2**, nom. illeg., Art. 52.1  
≡1836 *Cheilanthes distans* (STERNB.) GÖPP., p. 243  
≡1869 *Sphenopteris (Davallioides) distans* (STERNB.) SCHIMP., vol. I, p. 390  
≡1877 *Diplothemema distans* (STERNB.) STUR, p. 137, pl. 15, figs 2–4, pl. 17, fig. 1  
≡1899 *Sphenopteris bermudensisformis* (SCHLOTH.) ZEILLER, p. 6, pl. 1, figs 6, 7, text-figs 1, 2, nom. illeg., Art. 52.1.  
≡1929 *Lyginopteris bermudensisformis* (SCHLOTH.) PATTEISKY, p. 138, nom. illeg., Art. 52.1  
≡1938 *Lagenopteris bermudensisformis* (SCHLOTH.) W.HARTUNG, p. 73, pl. 6, fig. 7, pl. 7, figs 3–10, pl. 8, figs 1–15, pl. 18, fig. 6, nom. illeg., Art. 52.1  
1907 *Sphenopteris bermudensisformis* (SCHLOTH.) ZEILLER; Potonie, p. 82/1, **figs 1B**, (1987/342), **1A $\alpha$**  (1987/341)  
1970 *Lyginopteris bermudensisformis* (SCHLOTH.) PATTEISKY forma *schlotheimii* STUR; Daber, p. 254, **pl. 2, fig. 18 middle** (1987/341), **pl. 4, fig. 2** (1987/342)  
2004 *Sphenopteris distans* STERNB.; Orlova and Snigirevsky, p. 462, pl. 10, figs 4–7

No 1987/341  
Pteridospermopsida  
parts of bipinnate leaves  
impression/compression  
Carboniferous  
Poland, Walbrzych (“Waldenburg”) coll. Schlotheim  
coll. Museum für Naturkunde, Berlin

On the same hand specimen No 1987/341 together with the syntype of *Sphenopteris schlotheimii* STERNB.

No 1987/342  
Pteridospermopsida  
part of tripinnate leaf  
impression/compression  
Carboniferous  
Poland, Walbrzych (“Waldenburg”) coll. Schlotheim  
coll. Museum für Naturkunde, Berlin

*Sphenopteris distans* STERNB. 1825 has priority over *Filicites bermudensisformis* SCHLOTH. 1832, unless the latter is conserved.

## *distans*

- 1838 *Zamites distans* C.PRESL in Sternberg, vol. II, 7/8, p. 196, **pl. 41, fig. 1**  
≡1843 *Podozamites distans* (C.PRESL in Sternberg) C.F.W.BRAUN in Münster, vol. VI, pp. 28, 36  
≡1861 *Sphenozamites distans* (C.PRESL in Sternberg) MIQ., p. 32  
1867 *Podozamites distans* (C.PRESL in Sternberg) C.F.W.BRAUN in Münster; Schenk. p. 159, pl. 35, fig. 10, pl. 36, figs 1–9  
1914 *Podozamites distans* (C.PRESL in Sternberg) C.F.W.BRAUN in Münster; Gothan, p. 145, pl. 29, fig. 1  
1972 *Zamites distans* C.PRESL in Sternberg; Jung and Knobloch, p. 109  
=1838 *Preissleria antiqua* C.PRESL in Sternberg, vol. II, 7/8, p. 192, pl. 33, figs 5, 10  
2017 *Podozamites distans* (C.PRESL in Sternberg) C.F.W.BRAUN in Münster; Nosova et al., p. 91, pl. 1, figs **1ab, 2 a, b**, Pl. 1, figs 3–10, pl. 2, figs 1–14, fig. 1A, b (LECTOTYPE and EPITYPE)

No AS VII 396a, b lectotype  
Pinopsida  
impression  
leafy branch  
Jurassic, Liassic, Hettangian  
Germany, Strullendorf (“Strahlendorf”) near Bamberg  
part and counterpart coll. Münster  
coll. Bayerische Staatssammlung für Paläontologie und Geologie, München, Germany

No UU12638 epitype  
Pinopsida  
compression  
cuticle preparation  
Jurassic, Liassic, Hettangian  
Germany, Grossbellhofen near Nuremberg  
coll. the Komarov Botanical Institute, St. Petersburg, Russia

Type of the generic name *Podozamites* C.F.W.BRAUN in Münster 1843. In the opinion of Nosova et al. (2016), the figured specimen considered to be a holotype of *P. distans* is lost. What is available since the last revision by Jung and Knobloch 1972 is a syntype, that is designated by Nosova et al. (2016) as a lectotype. However, Nosova et al. (2016) do not completely rule out the possibility mentioned already by Schenk (1867) and Jung and Knobloch (1972), that Presl’s illustration of the holotype was composed of combinations of a part and counterpart. Material from the same stratigraphic horizon from localities Grossbellhofen near Nuremberg was treated for cuticle analysis and designated as epitype (Nosova et al. 2016).

### *divaricatus*

1823 *Thuites divaricatus* STERNB., vol. I, 3, pp. 38, 39, pl. 37, figs 1, 4, **pl. 39**

≡1833 *Caulerpites thuiiformis* STERNB., vol. II, 5/6, p. 22

1825 *Thuites divaricatus* STERNB.; Sternberg, vol. I, 4, tent. p. 38

1871 *Thuites divaricatus* STERNB.; Phillips, p. 171, **text-fig. 31/7**

=1823 *Thuites articulatus* STERNB., vol. I, 3, pp. 36, 39, pl. 33, fig. 3

=1823 *Thuites expansus* STERNB., vol. I, 3, pp. 38, 39, pl. 38, figs 1, 2

=1823 *Thuites cupressiformis* STERNB., vol. I, 3, p. 39, pl. 33, fig. 2

=1833 *Caulerpites bucklandianus* STERNB., vol. II, 5/6, p. 22, nom. illeg., Art. 52.1

=1833 *Caulerpites thuiiformis* STERNB., vol. II, 5/6, p. 22

=1919 *Brachyphyllum expansum* (STERNB.) SEWARD, p. 317, fig. 754

1949 *Brachyphyllum expansum* (STERNB.) SEWARD; Kendall, p. 308, text-figs 1, 2

2003 *Brachyphyllum expansum* (STERNB.) SEWARD; Cleal and Rees, p. 770, text-fig. 4, pl. 8, figs 3–5, pl. 9, pl. 11, fig. 1

No J.1112 syntype  
Pinopsida  
leafy branch  
impression  
Jurassic, Middle Jurassic, Bathonian  
United Kingdom, Stonesfield coll. Buckland  
coll. Oxford University Museum of Natural History

Syntypes figured in pl. 37, figs 1, 4 – unknown repository.

### *dubia*

1825 *Bechera dubia* STERNB., vol. I, 4, p. 43, tent. p. 30, **pl. 51, fig. 3**

=1822a *Asterophyllites radiatus* BRONGN., p. 235, pl. 2, figs 7a, b

=1825 *Annularia radiata* (BRONGN.) STERNB., vol. I, 4, p. 31

1914 *Annularia radiata* (BRONGN.) STERNB.; Jongmans, p. 30

Nos E 48, E 49  
 Pl. 21, fig. 2 (E 48) syntypes  
 Equisetopsida, Calamostachyales  
 four branched stems bearing whorled leaves  
 impressions  
 Carboniferous, Moscovian/Kasimovian NCM 1131  
 Odolov F., Svatoňovice M. coll. Sternberg  
 Bohemia, Svatoňovice (“Schwadowitz”)  
 part and counterpart  
 coll. National Museum, Prague

All syntypes are situated on the same hand specimen (part and counterpart).

**dubia** holotype missing

1825 *Favularia dubia* STERNB., vol. I, 4, tent. p. 14  
 1820 sine nomine; Rhode, p. 27, pl. 4, fig. 1  
 1997 *Lepidodendron* sp. indet.; J. Kvaček and Straková, p. 67  
 Carboniferous; Poland, Walbrzych (“Waldenburg”)

**dubia** holotype missing

1823 *Lepidolepis dubia* STERNB., vol. I, 3, p. 39, pl. 31, fig. 2, alternative name, Art. 36.3  
 ≡ 1823 *Lepidolepis syringoides* STERNB., vol. I, 3, p. 36, pl. 31, fig. 2, alternative name, Art. 36.3  
 1997 *Sigillaria* sp. indet. (*Syringodendron*); J. Kvaček and Straková, p. 147  
 Carboniferous; Germany, St. Ingbert near Saarbrücken (leg. Nau from München)  
 Type of the generic name *Lepidolepis* STERNB. 1823.

**dubia** holotype missing

1825 *Neuropteris dubia* STERNB., vol. I, 4, tent. p. 17  
 ○ 1780 *Osmunda* sp.; Schmiedel, p. 36, pl. 20  
 Jurassic, Tithonian; Germany, Bieberbach near Solnhofen

**dubia**

1825 *Pecopteris dubia* STERNB., vol. I, 4, tent. p. 20 (non *Pecopteris dubia* GUTBIER in Geinitz 1843, p. 83, nom. illeg., Art. 53.1)  
 1838 *Pecopteris dubia* STERNB.; C. Presl in Sternberg, vol. II, 7/8, p. 161  
 ~1825 *Pecopteris aspidioides* STERNB., vol. I, 4, p. 42, tent. p. 20, pl. 50, fig. 5  
 herein *Pecopteris aspidioides* STERNB.

No E 6232 holotype  
 Pl. 69, fig. 1  
 Polypodiopsida  
 bipinnate frond  
 impression NCM 754  
 Carboniferous, Moscovian Sternberg’s label (fragment)  
 Bohemia, Svinná? (“Bohemia” – on label)  
 coll. National Museum, Prague

The fragment of Sternberg’s label states “...*ubia* Bohemia”. According to the sediment it comes from the Radnice Basin.

*dubia*

1825 *Schlotheimia dubia* STERNB., vol. I, 4, tent. p. 29, pl. 19, fig. 1, nom. inval., Art. 36.1  
≡1825 *Brukmannia rigida* STERNB., vol. I, 4, tent. p. 29, **pl. 19, fig. 1**

≡1828a *Asterophyllites rigidus* (STERNB.) BRONGN., pp. 159, 176  
≡1960 *Asterophyllites rigidus* (STERNB.) BRONGN.; Jongmans, p. 32  
~1911 *Asterophyllites longifolius* (STERNB.) BRONGN.; Kidston, p. 118

For more details see *rigida*

*dubia*

holotype

1838 *Steffensia dubia* C.PRESL in Sternberg, vol. II, 7/8, p. 124  
○1834b *Pecopteris hemitelioides* BRONGN., vol. I, 9, p. 314, pl. 108, fig. 1 pro parte (non fig. 2)

Carboniferous; Germany, Saarbrücken  
coll. Collections de paléontologie, Jardin des sciences de l'Université de Strasbourg (Museum de Strassbourg – Pátová 2001)

*dubius*

holotype missing

1838 *Cunninghamites dubius* C.PRESL in Sternberg, vol. II, 7/8, p. 203, **pl. 33, fig. 3 a, b**  
=1864 *Palyssia braunii* ENDL.; Schenk, p. 128

Jurassic, Liassic; Germany, Strullendorf (“Strahlendorf”) near Bamberg  
coll. B. S. München, Germany

*dubius*

1833 *Cystoseirites dubius* STERNB., vol. II, 5/6, p. 35, **pl. 9**, figs 5, 6 (E 20), pl. 17, fig. 1  
=1833 *Cystoseirites taxiformis* STERNB., vol. I, 4, pl. 44, fig. 1  
=1964a *Araucarites taxiformis* (STERNB.) ERW.KNOBLOCH, p. 601  
1968 *Araucarites taxiformis* (STERNB.) ERW.KNOBLOCH; Knobloch, p. 128, **pl. 2, fig. 2**  
=1971 *Doliosirobium taxiformis* (STERNB.) KVAČEK, p. 118

No E 20  
Pl. 19, fig. 5  
Pinopsida  
leafy branch  
compression  
Paleogene, Eocene  
Häring Beds (Häring Schichten)  
Austria, Häring, Tirol  
coll. National Museum, Prague  
syntype  
two Sternberg's labels  
NCM 261  
coll. Sternberg

Syntypes figured in pl. 9, fig. 5, pl. 17, fig. 1 – unknown repository.

*dubius*

1838 *Filicites dubius* C.PRESL in Sternberg, vol. II, 7/8, p. 195, nom. inval., Art. 36.1  
○1823 *Polypodiolites pectiniformis* STERNB., vol. I, 3, pp. 36, 39, pl. 33, fig. 1

2003 *Ptilophyllum pectiniformis* (STERNB.) C.CLEAL et P.M.REES, p. 755, pl. 3, figs 3, 4, pl. 4, figs 1, 2.

For more details see *pectiniformis*

*dubius*

- 1838 *Filicites dubius* C.PRESL in Sternberg, vol. II, 7/8, p. 199, nom. inval., Art. 36.1  
○1825 *Cycadites nilsonii* STERNB., vol. I, 4, p. 41, tent. p. 32, **pl. 47, fig. 1**, nom. illeg., Art. 52.1  
≡1825 *Nilssonia brevis* BRONGN., p. 218, pl. 12, fig. 4

For more details see *nilsonii*

*dubius*

holotype missing

- 1825b *Myriophyllites dubius* STERNB. ex J.F.KRÜGER, p. 65, nom. illeg., Art. 52.1  
○1823 *Myriophyllites dubius* STERNB., vol. I, 3, pp. 36, 39, **pl. 31, fig. 4**, nom. inval., Art. 35.1  
≡1825 *Bechera myriophylloides* STERNB., vol. I, 4, tent. p. 30  
herein cf. *Myriophyllites gracilis* ARTIS

For more details see *myriophylloides*

*dubius*

syntypes missing?

- 1825 *Palmacites dubius* STERNB., vol. I, 4, p. 45, tent. p. 35, **pl. 58, fig. 3a–d** (non *Palmacites dubius* CORDA 1845, p. 42, nom. illeg., Art. 53.1)  
≡1828a *Trigonocarpus dubius* (STERNB.) BRONGN., p. 137 (“*Trigonocarpum dubium*”)

Carboniferous; unknown locality  
coll. Nöggerath  
coll. Muséum national d’Histoire naturelle, Paris? (Pátová 2001)

*dubius*

- 1823 *Phyllites dubius* STERNB., vol. I, 3, p. 37, tent. p. 39, **pl. 36, fig. 3** (the specimen is missing)  
1821 *Filicites* sp., Sternberg, vol. I, 2, p. 29, **pl. 24, fig. 2** (the specimen selected as NEOTYPE of *Phyllites dubius* STERNB. 1823 by Z. Kvaček 1976)  
≡1823b *Phyllites abietinus* BRONGN., p. 359 (“*abietina*”)  
≡1838 *Taxodites dubius* (STERNB.) C.PRESL in Sternberg, p. 204  
≡1853 *Taxodium dubium* (STERNB.) HEER, p. 136  
1976 ***Taxodium dubium*** (STERNB.) HEER; Z. Kvaček, p. 290, text-fig. 5, **text-figs 6 b, c** (designation of NEOTYPE of *Phyllites dubius* STERNB. 1823)

No G 2114  
Pl. 23, fig. 3  
Pinopsida, Cupressales  
leafy branch  
impression  
Neogene, Lower Miocene  
Most F.  
Bohemia, Bílina  
coll. National Museum, Prague  
neotype  
NCM 67  
coll. Sternberg

An unfigures original specimen ?syntype No G 7670 (NCM 66, loc. ?) was recovered in the collection of the National Museum, Prague.

*dubius*

- 1838 *Psaronius dubius* CORDA in Sternberg, vol. II, 7/8, p. 173, **pl. 60, fig. 2**  
1992 *Psaronius dubius* CORDA in Sternberg; Z. Kvaček and J. Kvaček, p. 41, **pl. 2, fig. 3**  
1832 *Psaronius asterolithus* COTTA, pp. 29, 30, pl. 4, figs 1–4, pl. A, fig. 1  
=1842 ***Psaronius asterolithus*** COTTA; Unger in Endlicher, p. 5

No E 116  
Pl. 20, fig. 1 holotype  
Polypodiopsida, Marattiidae  
transverse section of envelop of adventitious roots  
silicified stem  
Carboniferous, Gzhelian coll. Corda  
Bohemia, Nová Paka  
coll. National Museum, Prague

*elegans* syntypes

1833 *Caulerpites elegans* STERNB., vol. II, 5/6, p. 21, pl. 3, fig. 3

herein *Brachyphyllum* sp. indet.

Jurassic; Germany, Solnhofen

Unfigured syntypes of *C. elegans* STERNB. Nos K 362, (NCM 391, loc. Solnhofen), K 363 (NCM 365, loc. Solnhofen) are stored in Sternberg's collection in the National Museum, Prague.

*elegans* holotype missing

1825 *Favularia elegans* STERNB., vol. I, 4, p. 44, tent. p. 14, pl. 52, fig. 4

≡1828a *Sigillaria elegans* (STERNB.) BRONGN., pp. 65, 172

1839 *Sigillaria elegans* (STERNB.) BRONGN.; Brongniart, p. 438, pl. 146, fig. 1, pl. 155, pl. 158, fig. 1

1906 *Sigillaria elegans* (STERNB.) BRONGN.; Kidston, p. 539

Carboniferous; Germany, Wettin, part Löbejün ("ad Loebeginn")

Type of the generic name *Favularia* STERNB. 1825.

*elegans* syntype

1838 *Laccopteris elegans* C.PRESL in Sternberg, vol. II, 7/8, p. 115, pl. 32, fig. 8a<sub>1,2,3</sub>, b, c, nom. illeg., Art. 52.1  
≡1836 *Asterocarpus lanceolatus* STERNB. in Göppert, p. 382

≡1837a *Phlebopteris polypodioides* BRONGN., p. 372, pl. 83, fig. 1

≡1900 *Laccopteris lanceolata* (STERNB. in Göppert) WARD, p. 281, pl. 38, figs 2–4, nom. illeg., Art. 58.1

≡1954 *Phlebopteris elegans* (C.PRESL in Sternberg) GOTHAN et WEYLAND, p. 97, comb. inval., Art. 41.5

1936 "*Laccopteris elegans*" C.PRESL in Sternberg; Hirmer and Hörhammer, pp. 4, 6, text-figs 1, 1a, 2, 2a, 4

1972 "*Laccopteris elegans*" C.PRESL in Sternberg; Jung and Knobloch, p. 108

Jurassic, Liassic; Germany, Steinsdorf ("Steindorf") near Bamberg

For more details see *lanceolatus*

*elegans* syntype

1825 *Lycopodiolites elegans* STERNB., vol. I, 4, tent. p. 8, nom. illeg., Art. 52.1

≡1821 *Lepidodendron lycopodioides* STERNB., vol. I, 2, p. 26, tent. p. 31, pl. 16, figs 1, 2, 4

Carboniferous; Bohemia, Svinná ("Swina")

For more details see *lycopodioides*

*elegans* holotype or syntypes missing

1825 *Pecopteris elegans* STERNB., vol. I, 4, tent. p. 20

Carboniferous; Bohemia, Žacléř ("Schatzlar")

*ellipticum*

1838 *Ulodendron ellipticum* C.PRESL in Sternberg, vol. II, 7/8, p. 186, **pl. 45, fig. 2**

E 6000 holotype  
Pl. 69, fig. 2  
Lycopodiopsida, Lepidocarpaceae  
surface of stem with leaf-cushions  
impression  
Carboniferous; Poland,  
Walbrzych (“Waldenburg”) NCM 866  
coll. Sternberg  
coll. National Museum, Prague

*ellipticus*

1825 *Carpolithes ellipticus* STERNB., vol. I, 4, tent. p. 40 (“*Carpolites*”) (non *Carpolithes ellipticus* R.W.BR., 1929, p. 291; non *Carpolithes ellipticus* GOLOVN. 1994, p. 118; non *Carpolithes ellipticus* ERW.KNOBLOCH 1964b, p. 174, nomina illeg., Art. 53.1)

○1820 sine nomine; Sternberg, vol. I, 1, **pl. 7, fig. 1**

≡1884 *Cardiocarpus ellipticus* (STERNB.) LESQ., p. 814, pl. 110, figs 23–27

1893 *Samaropsis* cf. *elliptica* (STERNB.) POTONIÉ, p. 252, pl. 31, figs 7,8

1976 *Carpolithes ellipticus* STERNB.; Crookall, p. 949, pl. 179, fig. 17 (“*Carpolithus*”)

Nos E 1193, E 1195  
Pl. 17, fig. 2 (E 1195) holotype  
Pinopsida, Cordaianthales  
detached seed Sternberg’s label  
impression – cast Feistmantel’s label  
Carboniferous, Moscovian NCM 1348, 1351  
Kladno F., Radnice M. coll. Sternberg  
Bohemia, Radnice (“Radnitz”)  
part and counterpart  
coll. National Museum, Prague

J. Kvaček and Straková (1997) used this name as validly published, although it was based solely on an illustration, because precise illustration itself can be considered to meet the requirements of valid publication (Art. 38.7, Art. 38.9).

*elongata*

holotype missing

1838 *Pecopteris elongata* C.PRESL in Sternberg, vol. II, 7/8, p. 220, nom. nov., nom. illeg., Art. 52.1 (“*longifolia*”) correction in Corrigenda

≡1836 *Alethopteris longifolia* STERNB. in Göppert, p. 308

≡1838 *Pecopteris longifolia* (STERNB. in Göppert) C.PRESL in Sternberg, vol. II, 7/8, p. 155, **pl. 36, fig. 1**, nom. illeg., Art. 53.1 (non *Pecopteris longifolia* BRONGN. 1833a, vol. I, 7, p. 273, pl. 83, fig. 2)

≡1883 *Desmopteris elongata* (C.PRESL in Sternberg) STUR, p. 702, nom. illeg., Art. 52.1

1877 *Pecopteris (Oligocarpia) elongata* C.PRESL in Sternberg; Stur, p. 294 (188)

≡1885 *Desmopteris longifolia* (STERNB. in Göppert) STUR, p. 180

1904 *Desmopteris longifolia* (STERNB. in Göppert) STUR; Potonié, vol. II, p. No 27, p.1

Carboniferous; Bohemia, Radnice (“Radnitz”)

For more details see *longifolia*

*elongatus*

holotype

1833 *Calamites elongatus* STERNB., vol. II, 5/6, p. 49, nom. illeg., Art. 52.1

≡1829 *Calamites remotus* BRONGN., vol. I, 3, p. [139] (p. 136 mentioned by mistake), **pl. 25, fig. 2**, nom. illeg., Art. 53.1

Carboniferous; France, Wasselonne near Strasbourg

coll. Collections de paléontologie, Jardin des sciences de l'Université de Strasbourg (Museum de Strasbourg) (Pátová 2001)

*elongatus*

holotype missing

1838 *Chondrites elongatus* MÜNSTER ex C.PRESL in Sternberg, vol. II, 7/8, p. 104, **pl. 28, fig. 2** (non *Chondrites elongatus* MASSAL. 1850, p. 38, nom. illeg., Art. 53.1)

1838 *Caulerpites elongatus* MÜNSTER in C. Presl ex Sternberg, vol. II, 7/8, p.104, nom. inval., Art. 35.1

Jurassic; Germany, Eichstädt ("Eichstedt")

*elongatus*

1838 *Equisetites elongatus* C.PRESL in Sternberg, vol. II, 7/8, p. 107, **pl. 31, fig. 7**

Nos E 68, E 69

Pl. 22, fig. 2 (E 69)

holotype

Equisetopsida, Equisetales

whorl of sheath-like leaves

impression

Sternberg's label

Triassic; Ladinian/Rhaetian

NCM 524, 525

Germany, Stuttgart

leg. Sternberg

part and counterpart

coll. National Museum, Prague

*elymiformis*

1838 *Germaria elymiformis* C.PRESL in Sternberg, vol. II, 7/8, p. 188, **pl. 59**, figs 1a, **1b**, 2–9, nom. rej. prop. (Doweld 2014a)

=1838 *Sphenopteris princeps* C.PRESL in Sternberg, vol. II, 7/8, p. 126, pl. 59, figs 12, 13, nom. cons. prop. (Doweld 2014a)

=1849 *Coniopteris princeps* (C.PRESL in Sternberg) BRONGN. in d'Orbigny, vol. 13, p. 152

=1866 *Acrostichites princeps* (C.PRESL in Sternberg) SCHENK, p. 46, pl. 7, figs 3–5, pl. 8, figs 1, 1a

=1869 *Pecopteris (Acrostichites) princeps* (C.PRESL in Sternberg) SCHIMP., vol. I, p. 529

=1890 *Todea princeps* (C.PRESL in Sternberg) RACIB., p. 9, pl. 1, figs 10–13

=1914 *Todites princeps* (C.PRESL in Sternberg) GOTHAN, p. 95, pl. 17, figs 3, 4

=1836 *Pecopteris athyroides* BRONGN. vol. 1, p. 360, pl. 125, fig. 3

=1838 *Pecopteris obtusata* C.PRESL in Sternberg, vol. II, 7/8, p. 155, pl. 32, figs 2a–c, 4a, b, nom. illeg., Art. 53.1 (non *Pecopteris obtusata* STERNB. 1825, vol. I, 4, tent. p. 19)

1972 *Germaria elymiformis* C.PRESL in Sternberg; Jung and Knobloch, p. 110

2014a *Germaria elymiformis* C.PRESL in Sternberg; Doweld, p. 198 (LECTOTYPE), nom. rej. prop.

2014a *Sphenopteris princeps* C.PRESL in Sternberg; Doweld, p. 198, nom. cons. prop.

2014a *Alethopteris imbricata* STERNB. in Göppert; Doweld, p. 198, nom. rej. prop.

2014a *Pecopteris athyroides* BRONGN.; Doweld, p. 198, nom. rej. prop.

No SNSB-BSPG AS VII 403, sine numero

lectotype

Polypodiopsida, Polypodiidae

part of stem

compression/impression

Jurassic, Liassic, Hettangian

Germany, Bayreuth ("Baruthium")

coll. Münster

No SNSB-BSPG AS VII 403: coll. Bayerische Staatssammlung für Paläontologie und Geologie, Germany

sine numero: coll. Oberfränkisches Erdgeschichtliches Museum Bayreuth, Germany

Type of the generic name *Germaria* C.PRESL in Sternberg 1838 nom. rej. (Doweld 2013a). Illustration is a reconstruction from more specimens of which only one remained preserved. Syntypes figured in pl. 59, figs 1a, 2 upper (largest stem), 3a, b, 4a, b, 5, 6, 8, 9 all missing. Doweld (2014a) suggested to conserve *Sphenopteris princeps* C.PRESL in Sternberg against *Germaria elymiformis* C.PRESL in Sternberg, *Alethopteris imbricata* STERNB. in Göppert, and *Pecopteris athyroides* BRONGN.



*elymiformis* var. **major**

syntype

1838 *Germaria elymiformis* C.PRESL in Sternberg, vol. II, 7/8, p. 188, **pl. 59**, figs 1a, **1b**, 2 top, 3a, b, 4a, b, 5, 6, 8, 9

Jurassic, Liassic, Hettangian  
Germany, Bayreuth (“*Baruthium*”)

No SNSB-BSPG AS VII 403: coll. Bayerische Staatssammlung für Paläontologie und Geologie, Germany  
sine numero: coll. Oberfränkisches Erdgeschichtliches Museum Bayreuth, Germany

For more details see *elymiformis*

*elymiformis* var. **minor**

syntypes missing

1838 *Germaria elymiformis* C.PRESL in Sternberg, vol. II, 7/8, p. 188, pl. 59, figs 2 bottom, 7a, b

For more details see *elymiformis* above

*equisetiformis*

syntypes missing

1825 *Bornia equisetiformis* SCHLOTH. ex STERNB., vol. I, 4, tent. p. 28, nom. illeg., Art. 52.1

○1804 sine nomine; Schlotheim, pp. 30, 32, pl. 1, fig. 1, pl. 2, fig. 3

○1820 *Casuarinites equisetiformis* SCHLOTH., p. 397, nom. inval., Art. 13.1 (f)

≡1821 *Schlotheimia arborescens* STERNB., vol. I, 2, p. 32

≡1825a *Casuarinites equisetiformis* SCHLOTH. ex J.F.KRÜGER, p. 141, nom. illeg., Art. 52.1

≡1828a *Asterophyllites equisetiformis* (SCHLOTH. ex STERNB.) BRONGN., pp. 159, 176, nom. illeg., Art. 52.1

≡1854 *Calamites equisetiformis* (SCHLOTH. ex STERNB.) ETTINGSH., p. 29, nom. illeg., Art. 52.1

≡1869 *Calamocladus equisetiformis* (SCHLOTH. ex STERNB.) SCHIMP., p. 324, nom. illeg., Art. 52.1

Carboniferous/Lower Permian, Gzhelian/Asselian; Germany, Manebach, Wettin

Type of the generic name *Bornia* STERNB., nom. rej., the generic name *Asterophyllites* BRONGN., nom. cons., and the generic name *Schlotheimia* STERNB., nom. illeg., Art. 53.1 (non *Schlotheimia* BRID. 1812, pp. 16, 27). *Schlotheimia arborescens* STERNB. 1821 has priority over *Bornia equisetiformis* SCHLOTH. ex STERNB. 1825, unless the letter is conserved.

*erucaeformis*

holotype missing

1833 *Algacites erucaeformis* STERNB., vol. I, 5/6, p. 36, pl. 2, figs 5, 6

part and counterpart  
Jurassic; Germany, Solnhofen

*excavatus*

1825 *Carpolithes excavatus* STERNB., vol. I, 4, tent. p. 40 (“*Carpolites*”)

○1820 sine nomine; Sternberg, vol. I, 1, **pl. 7, fig. 21**

No E 1211

Pl. 18, fig. 6

detached reniform seed

impression – cast

Carboniferous, Moscovian

Kladno F., Radnice M.

Bohemia, Radnice (“Radnitz”)

coll. National Museum, Prague

holotype

Sternberg’s label

Feistmantel’s label

NCM 1350

coll. Sternberg

J. Kvaček and Straková (1997) used this name as validly published, although it was based solely on an illustration, because precise illustration itself can be considered to meet the requirements of valid publication (Art. 38.7, Art. 38.9).

**excellens**

holotype or syntypes missing

1838 *Pecopteris excellens* C.PRESL in Sternberg, vol. II, 7/8, p. 155≡1846 *Alethopteris excellens* (C.PRESL in Sternberg) GÖPP. in Bronn, p. 23

Carboniferous; Bohemia, Radnice (“Radnitz”)

**expansa**1838 *Cyclopteris expansa* C.PRESL in Sternberg, vol. II, 7/8, pp. 135, 220, nom. illeg., Art. 52.1○1833b *Cyclopteris dilatata* LINDL. et HUTTON, p. 29, vol. II, **pl. 91, fig. B**, (non *Cyclopteris dilatata* (LINDL. et HUTTON) STERNB. 1833, vol. II, 5/6, p. 66), nom. illeg., Art. 53.1≡1836 *Adiantites umbilicatus* GÖPP., p. 221, nom. illeg., Art. 52.1

No G01.87, non vidimus

holotype

Pteridospermopsida

aphlebia

Hutton’s No 207

impression/compression

Carboniferous

United Kingdom, Felling Colliery in Newcastle-upon-Tyne coll. Hutton

coll. Great North Museum: Hancock, Newcastle upon Tyne

*Adiantites umbilicatus* GÖPP. 1836 has priority over *Cyclopteris expansa* C.PRESL in Sternberg 1838.*Cyclopteris expansa* C.PRESL in Sternberg 1838 is validly published in “Corrigenda” (p. 220).**expansus**1823 *Thuites expansus* STERNB., vol. I, 3, pp. 38, 39, **pl. 38, figs 1, 2**≡1825 *Thuites expansus* STERNB.; Sternberg, vol. I, 4, tent. p. 38≡1833 *Caulerpites expansus* (STERNB.) STERNB., vol. II, 5/6, p. 22≡1870 *Echinostrobus expansus* (STERNB.) SCHIMP., vol. II, p. 3331871 *Thuytes expansus* STERNB.; Phillips, p. 171, **text-fig. 31/4–5**≡1884 *Palaeocyparis expansa* (STERNB.) SAPORTA, p. 6001904 *Thuites expansus* STERNB.; Seward, p. 142, text-fig. 19, pl. 9, figs 1, 4≡1919 ***Brachyphyllum expansum*** (STERNB.) SEWARD, p. 317, fig. 7541949 *Brachyphyllum expansum* (STERNB.) SEWARD; Kendall, p. 308, text-figs 1, 2=1823 *Thuites articulatus* STERNB., vol. I, 3, tent. pp. 36, 39, pl. 33, fig. 3=1823 *Thuites cupressiformis* STERNB., vol. I, 3, p. 39, pl. 33, fig. 2=1823 *Thuites divaricatus* STERNB., vol. I, 3, pp. 38, 39, pl. 37, figs 1, 4, pl. 39=1833 *Caulerpites thuiæformis* STERNB., vol. II, 5/6, p. 22=1833 *Caulerpites bucklandianus* STERNB., vol. II, 5/6, p. 22, nom. illeg., Art. 52.11986 *Pagiophyllum araucarinum* (POMEL) SAPORTA; Hill, p. 128, fig. 9.32003 *Brachyphyllum expansum* (STERNB.) SEWARD; Cleal and Rees, p. 770, text-fig. 4, pl. 8, figs 3–5, pl. 9, pl. 11, fig. 1

No J.1114

syntype

Pinopsida

leafy branch

impression

Jurassic, Middle Jurassic, Bathonian

United Kingdom, Stonesfield

coll. Buckland

coll. Oxford University Museum of Natural History

Syntype figured in fig. 1 – unknown repository. Cleal and Rees (2003) refer about the specimen No J.1114 as about a holotype, but this is clearly one of the syntypes.

### *falcata*

1827b *Odontopteris falcata* STERNB., p. 340

○1833 *Odontopteris falcata* STERNB.; Sternberg, vol. II, 5/6, p. 78, **pl. 23, fig. 1**

≡1838 *Zamites falcatus* (STERNB.) C.PRESL in Sternberg, p. 197

=1835b *Zamia gigas* LINDL. et HUTTON, vol. III, p. 45, pl. 165

=1841 *Zamites gigas* (LINDL. et HUTTON) MORRIS, p. 16

No E 166

Pl. 21, fig. 1

holotype

Bennettitopsida, Bennettitales

part of large simply pinnate leaf

impression

Feistmantel's label

Jurassic, Middle Jurassic, Bajocian

NCM 758

United Kingdom, Whitby, Yorkshire

leg. ?Buckland

coll. National Museum, Prague

*Zamites falcatus* (STERNB.) C.PRESL in Sternberg 1838 has priority over *Zamites gigas* (LINDL. et HUTTON) MORRIS 1841, unless the latter is conserved.

### *familiaris*

1825 *Conites familiaris* STERNB., vol. I, 4, p. 41, tent. p. 39, **pl. 46, fig. 2**

≡1928b *Pinus familiaris* (STERNB.) BRONGN., p. 107

≡1845 *Pityis familiaris* (STERNB.) UNGER, p. 197

≡1846 *Zamites familiaris* (STERNB.) CORDA in Reuss, p. 86, **pl. 59, fig. 10, 11**  
herein Cupressaceae gen. et sp. indet. (ovuliferous cone)

No F 347

Pl. 22, fig. 4

holotype

Pinopsida

ovuliferous cone

impression

Cretaceous, Turonian

Bílá Hora F.

coll. Sternberg

Bohemia, Třebívlice (“Trziblitz”)

coll. National Museum, Prague

### *fasciaeformis*

holotype or syntypes missing

1838 *Rhodea fasciaeformis* C.PRESL in Sternberg, vol. II, 7/8, p. 109

≡1848a *Hymenophyllites fasciaeformis* (C.PRESL in Sternberg) GÖPP. in Bronn, p. 602

Carboniferous; Bohemia, Vranovice (“Wranowitz”) near Radnice

### *fasciatus*

1825 *Calamites fasciatus* STERNB., vol. I, 4, tent. p. 26

1821 sine nomine; Sternberg, vol. I, 2, p. 27, **pl. 17, fig. 3**

1997 *Artisia* sp.; J. Kvaček and Straková, p. 74, **pl. 22, fig. 5**

No E 35a, b

Pl. 22, fig. 5 (E 35a)

holotype

Pinopsida, Cordaianthales

pith of stem

cast  
Carboniferous, Moscovian  
Kladno F., Radnice M.  
Bohemia, Vranovice near Radnice (“Wranowitz”)  
part and counterpart  
coll. National Museum, Prague

NCM 1022  
coll. Sternberg

*fastigiata* holotype missing

1833 *Pecopteris fastigiata* STERNB., vol. II, 5/6, p. 210, pl. 25, figs 5a, b detail

≡1836 *Alethopteris fastigiata* (STERNB.) STERNB. in Göppert, p. 309

1838 *Pecopteris fastigiata* STERNB.; C. Presl in Sternberg, vol. II, 7/8, p. 155

Carboniferous; Bohemia, Radnice (“Radnitz”)

*fastigiatus* holotype missing

1833 *Caulerpites fastigiatus* STERNB., vol. II, 5/6, p. 23, nom. illeg., Art. 52.1

≡1825 *Thuites alienus* STERNB., vol. I, 4, p. 40, tent. p. 38, pl. 45, fig. 1

≡1828a *Juniperites alienus* (STERNB.) BRONGN., p. 108

≡1847 *Widdringtonites fastigiatus* (STERNB.) ENDL., p. 272

≡1869 *Sequoia fastigiata* (STERNB.) HEER, p. 11, pl. 1, figs 10–13

≡1971 *Sequoia aliena* (STERNB.) ERW.KNOBLOCH, p. 44

≡2015 *Thuites alienus* STERNB.; Greguš and J. Kvaček, p. 323, pl. 5, fig. 3, pl. 6, figs 1–4, pl. 7, figs 1–8

Cretaceous, Turonian; Bohemia, Smečno (“Schmetschna”)

For more details see *alienus*

*fertilis*

1825 *Annularia fertilis* STERNB., vol. I, 4, p. 43, tent. p. 31, **pl. 51, fig. 2**

~1833 *Galium sphenophylloides* ZENKER, p. 398, pl. 5, figs 6–9

~1837 *Annularia sphenophylloides* (ZENKER) GUTBIER, p. 436

~1924 *Annularia sphenophylloides* (ZENKER) GUTBIER; Jongmans, p. 744

2017 *Annularia fertilis* STERNB.; Álvarez-Vázquez and Wagner, p. 22, fig. 2a–e

No E 46

Pl. 23, fig. 1 syntype

Equisetopsida, Calamostachyales

whorls of leaves

impression

Carboniferous, Pennsylvanian coll. Sternberg

Poland, Silesia, Chorzów, coal mine Król (“Königsgruben”), Germany, Saarbrücken (“Saarbrück”)

coll. National Museum, Prague

*Annularia fertilis* STERNB. 1825 has priority over *Annularia sphenophylloides* (ZENKER) GUTBIER 1837, if their type specimens belong to the same species.

*ficoides*

1820 *Variolaria ficoides* STERNB., vol. I, 1, p. 22, tent. p. 24, **pl. 12, figs 1** (E 80), 2, 3 (detail)

≡1822a *Stigmaria ficoides* (STERNB.) BRONGN., p. 228

No E 80  
 Pl. 18, fig. 5  
 Lycopodiopsida  
 internal surface of rhizophore (stigmata) with root scars  
 pith-cast  
 Carboniferous, Moscovian  
 Kladno F., Radnice M.  
 Bohemia, Radnice (“Radnitz”)  
 coll. National Museum, Prague

syntype  
 NCM 1249  
 coll. Sternberg

Type of the generic name *Variolaria* STERNB. 1820. Syntype figured in fig. 2 – unknown repository.

### *filiciformis*

- 1825 *Walchia filiciformis* SCHLOTH. ex STERNB., vol. I, 4, tent. p. 22  
 ○1820 *Lycopodiolites filiciformis* SCHLOTH., p. 414 pro parte, **pl. 24 left** (non pl. 24 lower right, upper right), nom. inval., Art. 13.1 (f)  
 ≡1832 *Lycopodiolites filiciformis* (SCHLOTH. ex STERNB.) SCHLOTH., p. 11 pro parte, **pl. 24 left** (non pl. 24 lower right, upper right)  
 ≡1927 *Ernestia filiciformis* (SCHLOTH. ex STERNB.) FLORIN, pp. 3, 4, nom. inval., Art. 35.1  
 ≡1934 *Ernestiodendron filiciforme* (SCHLOTH. ex STERNB.) FLORIN, p. 469  
 1982 *Ernestiodendron filiciforme* (SCHLOTH. ex STERNB.) FLORIN; Barthel, pp. 99, 102, **fig. 55b**  
 1990 *Ernestiodendron filiciforme* (SCHLOTH. ex STERNB.) FLORIN; Kerp et al., p. 221

No 1988/135  
 Pinopsida  
 leafy branch  
 compression  
 Lower Permian  
 Germany, Streitgern (“Frauengraben”) near Klein-Schmalkalden  
 coll. Museum für Naturkunde, Berlin

holotype  
 coll. Schlotheim

### *filiciformis*

- 1838 *Zamites filiciformis* C.PRESL in Sternberg, vol. II, 7/8, p. 199, nom. illeg., Art. 52.1  
 ○1825 *Cycadites nilsonii* STERNB., vol. I, 4, p. 41, tent. p. 32, **pl. 47, fig. 1**, nom. illeg., Art. 52.1  
 1820b sine nomine; Nilsson, p. 285, **pl. 4, fig. 3**  
 1838 *Filicites dubius* C.PRESL in Sternberg, vol. II, 7/8, p. 199, nom. inval., Art. 36.1  
 ≡1825 *Nilssonia brevis* BRONGN., p. 218, pl. 12, fig. 4  
 1909 *Nilssonia brevis* BRONGN.; Nathorst, p. 12, pl. 1, figs 2–35, pl. 2, figs 1–7, 8, 9–24, pls 3, 4, pl. 5, fig. 1–5, 8, pl. 6, figs 14–22, pl. 7, figs 1–15, pl. 8, figs 1–11  
 2011 *Nilssonia brevis* BRONGN.; Wang, p. 240  
 2016 *Nilssonia brevis* BRONGN.; van Konijnenburg-van Cittert et al., p. 102, **pl. 1, fig. 4**

For more details see *nilsonii*

### *filiformis*

- 1833 *Caulerpites filiformis* STERNB., vol. II, 5/6, p. 24, **pl. 25, fig. 4a**  
 1997 *Pagiophyllum* sp. indet.; J. Kvaček and Straková, p. 76, **pl. 23, fig. 2**

No E 29  
 Pl. 23, fig. 2  
 Pinopsida  
 leafy branch  
 impression/compression  
 unknown stratigraphy

holotype  
 ?Sternberg’s label  
 NCM 259

Austria, Kärnten (“Carinthia”)  
coll. National Museum, Prague

coll. Sternberg

*filiformis*

1833 *Cystoseirites filiformis* STERNB., vol. II, 5/6, p. 35, **pl. 11, fig. 2** (non *Cystoseirites filiformis* UNGER 1838, p. 102, nom. illeg., Art. 53.1)

1975 *Cystoseirites filiformis* STERNB.; Givulescu, p. 11, **pl. 9, fig. 1**

1990 *Cystoseirites filiformis* STERNB.; Kovar-Eder, p. 166

No Pb503 holotype

Thallophyta

thallus

impression

Neogene, Miocene

Romania, Săcădat (“Szacadat”)

coll. Partsch

coll. Naturhistorisches Museum, Wien

*fistulosa*

holotype or syntypes missing

1825 *Columnaria fistulosa* STERNB., vol. I, 4, tent. p. 25, nom. illeg., Art. 52.1

○1820 *Calamites inermis* SCHLOTH., p. 401, nom. inval., Art. 13.1 (f)

≡1823 *Calamites inermis* SCHOLTH. ex J.F.KRÜGER, p. 115

Late Palaeozoic; Germany, Wellesweiler near Saarbrücken

*flabellata*

1838 *Schizopteris flabellata* C.PRESL in Sternberg, vol. II, 7/8, p. 112, nom. illeg., Art. 52.1

≡1831 *Filicites crispus* GERMAR et KAULF., p. 229, **pl. 66, fig. 6**

≡1836 *Fucoides dentata* GUTBIER, p. 14, **pl. 1, figs 1** (MMG PB SaKa 10593), **2** (MMG PB SaKa 10573a), **4** (MMG PB SaKa 10594)

≡1869 *Rhacophyllum flabellatum* (C.PRESL in Sternberg) SCHIMP., vol. I, p.687, pl. 48. fig.8, nom. illeg., Art. 52.1

≡1957 *Aphlebia flabellata* (C.PRESL in Sternberg) JONGM., p. 270, nom. illeg., Art. 52.1

≡1855 *Odontopteris reichiana* GUTBIER, Geinitz, p. 20, pl. 26, figs 3–7

Nos MMG PB SaKa 10593 syntypes

Pteridospermopsida

serrate leaflet (aphlebia)

impression

Carboniferous, Moscovian

Germany, Wettin, vicinity of Zwickau

coll. Senckenberg Naturhistorische Sammlungen Dresden

No MMG PB SaKa 10573a syntype

Pteridospermopsida

leaflet fragment

impression

Carboniferous, Moscovian

Germany, Wettin, vicinity of Zwickau

coll. Senckenberg Naturhistorische Sammlungen Dresden

No MMG PB SaKa 10594 syntype

Pteridospermopsida

leaflet fragment

impression

Carboniferous, Moscovian

Germany, Wettin, vicinity of Zwickau

coll. Senckenberg Naturhistorische Sammlungen Dresden

C. Presl in Sternberg (1838) proposed *S. flabellata* basing the name on four syntypes (Germar and Kalfuss 1831, pl. 66, fig. 6 and Gutbier 1836, pl. 1, figs 1, 2, 4).

*flagellaris*

holotype or syntypes missing

1827a *Bechera flagellaris* STERNB., p. 132, nom. illeg., Art. 52.1  
≡1825 *Hydatia prostrata* ARTIS, p. 1, pl. 1

Carboniferous; United Kingdom, Yorkshire, Wentworth

*Hydatia prostrata* ARTIS is a type of the generic name *Hydatia* ARTIS 1825.

*flagellaris*

1833 *Muensteria flagellaris* STERNB. 1833, vol. II, 5/6, p. 32, **pl. 8, fig. 3**

~1994 *Taenidium* ichnosp.; Keighley and Pickerill, p. 320, pro parte

1994 **fodinichnion** ichnogen. et ichnosp. indet. A; Mikuláš and Straková, p. 147, **pl. 1, fig. 3**

1996 *Chondrites* ichnosp.; Mikuláš and Uchman, p. 307, **fig. 6**

No E 16

Pl. 19, fig. 3  
trace fossil

holotype  
Sternberg's label  
NCM 245

Paleogene

coll. Sternberg

Austria, Weidling ("Weidlingau") near Vienna  
coll. National Museum, Prague

*flavicans*

1838 *Sphenopteris flavicans* C.PRESL in Sternberg, vol. II, 7/8, p. 127, **pl. 38, fig. 1a** (E 155), **b** (E 156, E 157), **c** (detail of a pinna)

≡1870 *Pecopteris flavicans* (C.PRESL in Sternberg) LESQ., p. 404

No E 155

Pl. 20, fig. 4

Polypodiopsida, Marattiidae  
part of frond  
impression

syntype

Carboniferous, Moscovian  
Kladno F., Radnice M.

Feistmantel's label  
NCM 604  
coll. Sternberg

Bohemia, Břasy ("Brzas")

coll. National Museum, Prague

Nos E 156, E 157

Pl. 22, fig. 3 (E 156)

Polypodiopsida, Marattiidae  
part of frond  
impression

syntype

Carboniferous, Moscovian  
Kladno F., Radnice M.

NCM 603  
coll. Sternberg

Bohemia, Břasy ("Brzas")

part and counterpart

coll. National Museum, Prague

## *flexuosa*

holotype missing

- 1836 *Alethopteris flexuosa* STERNB. in Göppert, p. 308  
○1838 *Pecopteris flexuosa* (STERNB. in Göppert) C.PRESL in Sternberg, vol. II, 7/8, p. 156, pl. 33, figs 1 a, b  
≡1849 *Desmophlebis flexuosa* (STERNB. in Göppert) BRONGN. in d'Orbigny, vol. 13, p. 152  
=1838 *Pecopteris taxiformis* C.PRESL in Sternberg, vol. II, 7/8, p. 162, pl. 33, fig. 6  
=1841a *Laccopteris braunii* GÖPP., vol. 2, p. 9, pl. 5, figs 1–7  
=1936 *Phlebopteris braunii* (GÖPP.) HIRMER et HÖRHAMMER, p. 7, pls 1, 2, pl. 4, fig. 7, text-figs 3, 4, 5 1A–1D

Jurassic, Liassic; Germany, Reundorf (“Reindorf”) near Bamberg.

Göppert (1836) wrongly cites plate and figures in Sternberg (1838); pl. 32, fig. 1, 2 should be pl. 33, fig. 1a, b. *Alethopteris flexuosa* STERNB. in Göppert 1836 has priority over *Laccopteris braunii* GÖPP. 1841a, if their type specimens belong to the same species.

## *flexuosa*

- 1825 *Neuropteris flexuosa* STERNB., vol. I, 4, tent. p. 16  
○1823 *Osmunda gigantea* STERNB. var. β; Sternberg, vol. I, 3, pp. 36, 39, **pl. 32, fig. 2**  
○1824 sine nomine; De la Beche, p. 45, pl. 7, fig. 2  
≡1938 *Mixoneura flexuosa* (STERNB.) W.A.BELL, p. 55, pl. 46, figs 6,7, pl. 47, figs 1–3  
≡1959 *Neuropteris ovata* FR.HOFFM. forma *flexuosa* (STERNB.) CROOKALL, p. 158, **text-fig. 52**  
1989 *Neuropteris flexuosa* STERNB.; Cleal and Zdzrow, p. 856, pls 102, 103, text-figs 13, 14  
1995 *Neuropteris flexuosa* STERNB.; Cleal and Shute, p. 26

No V. 9405 syntype

Pteridospermopsida

simply pinnate leaf

compression

Carboniferous

United Kingdom, Radstock near Bath?; Germany, Saarbrücken (“Saarbrück”)?

coll. Natural History Museum, London

The second syntype mentioned by Sternberg (1825) was collected by Buckland, and is the one figured by De la Beche (1822, p. 45, pl. 7, fig. 2). It comes from the Jurassic Limestone of Axminster in Devonshire. It is interpreted here as a fragment of *Zamites*-type foliage, taxonomically very different from the first syntype studied and figured by Sternberg (1823), and therefore excluded from the synonymy of *Neuropteris flexuosa* STERNB. 1825. The specimen needs revision, but is presently of unknown repository.

In his protologue, Sternberg (1825) indicates the type locality Saarbrücken. This is contradicted by Crookall (1959), who gives the locality as Radstock, although Crookall hedges his assessment with a question mark.

## *floribunda*

holotype or syntypes missing

- 1825 *Annularia floribunda* STERNB., vol. I, 4, tent. p. 31

Carboniferous; Germany, Saarbrücken (“Saarbrück”)

## *foliosa*

- 1821 *Noeggerathia foliosa* STERNB., vol. I, 2, p. 28, tent. p. 33, **pl. 20**  
=1885 *Noeggerathia goepperti* STUR, p. 12, pl. 64, fig. 1  
1885 *Noeggerathia foliosa* STERNB.; Stur, p. 10, fig. 3B  
1928 *Noeggerathia foliosa* STERNB.; Němejc, p. 11, pl. 1, figs 8, 9, pl. 2, fig. 1  
1956 *Noeggerathia foliosa* STERNB.; Šetlík, pp. 7, 47, 79, pls 1–16  
1992 *Noeggerathia foliosa* STERNB.; Z. Kvaček and J. Kvaček, p. 41, **pl. 2, fig. 1**  
1997 *Noeggerathia foliosa* STERNB.; J. Kvaček and Straková, p. 78, **pl. 22, fig. 1**  
2003 *Noeggerathia foliosa* STERNB.; Šimůnek and Bek, p. 254

No E 122a, b

Pl. 22, fig. 1 (E 122a)

holotype



Progymnospermopsida, Noeggerathiales, Noeggerathiaceae  
 part of simply pinnate frond  
 impression  
 Carboniferous, Moscovian NCM 1205  
 Kladno F., Radnice M. coll. Sternberg  
 Bohemia, environs of Beroun  
 part and counterpart  
 coll. National Museum, Prague

Type of the generic name *Noeggerathia* STERNB. 1821.

### *fragiliformis*

1825 *Phyllites fragiliformis* STERNB., vol. I, 4, p. 42, Index iconum, **pl. 50, fig. 1**

=1855 *Quercus serraefolia* GÖPP., p. 17, pl. 5, fig. 14

=1921 *Carya serraefolia* (GÖPP.) KRÄUSEL, p. 379, pl. 5, fig. 2

1997 *Phyllites fragiliformis* STERNB.; J. Kvaček and Straková, p. 78, **pl. 25, fig. 2** (photo)

≡2007 *Carya fragiliformis* (STERNB.) KVAČEK et H. WALTHER, p. 110, pl. 11, figs 1–3, pl. 23, figs 8–10, **text-fig. 6b** (orig. graphics refigured)

No G 6482, G 4630  
 Pl. 25, fig. 2 (G 6482) holotype  
 Magnoliopsida, Fagales, Juglandaceae  
 basal part of leaf  
 impression  
 Paleogene, Oligocene NCM 97  
 České Středohoří volcanic complex coll. Sternberg  
 Bohemia, Žichov  
 part and counterpart

coll. National Museum, Prague

J. Kvaček and Straková (1997) used this name as validly published, although it was based solely on an illustration, because precise illustration itself can be considered to meet the requirements of valid publication (Art. 38.7, Art. 38.9).

### *frumentarius* var. *taxiformis*

holotype or syntypes missing

1833 *Caulerpites frumentarius* (SCHLOTH. ex J.F.KRÜGER.) STERNB. var. *taxiformis* STERNB., vol. II, 5/6, p. 24

No 1988/116 holotype  
 Pinopsida  
 leafy branch Schlotheim's No 1846  
 impression Quenstedt's No A 27  
 Carboniferous/Lower Permian, Gzhelian/Asselian  
 Germany, Ilmenau coll. Schlotheim  
 coll. Museum für Naturkunde, Berlin

### *frumentarius*

For completeness, details of synonymy to *Algacites frumentarius* SCHLOTH. ex J.F.KRÜGER are provided.

≡1823 *Algacites frumentarius* SCHLOTH. ex J.F.KRÜGER., p. 105

≡1825a *Carpolithes frumentarius* SCHLOTH. ex J.K.KRÜGER, pp. 145, 285

1832 *Carpolithes frumentarius* SCHLOTH. ex J.F.KRÜGER; Schlotheim, p. 11, pl. 27, fig. 1

≡1850 *Ullmannia frumentaria* (SCHLOTH. ex J.F.KRÜGER.) GÖPP., p. 189, pl. 21, figs 1–3

1922 *Ullmannia frumentaria* (SCHLOTH. ex J.F.KRÜGER.) GÖPP.; Gothan and Nagalhard, p. 445, pl. 6, fig. 4

***furcellatus***

holotype missing

1838 *Chondrites furcellatus* C.PRESL in Sternberg, vol. II, 7/8, p. 220, nom. illeg., Art. 52.1≡1837 *Solenites furcata* LINDL. et HUTTON, vol. III, p. [155], pl. 209≡1838 *Chondrites furcatus* (LINDL. et HUTTON) C.PRESL in Sternberg, vol. II, 7/8, p. 103Jurassic, Middle Jurassic, Aalenian; Ravenscar Group, Saltwick Formation (Slater et Wellman 2016)  
United Kingdom, Hayburn Wyke near Scarborough (“*Haiburn prope Scarborough*”)*Chondrites furcellatus* C.PRESL in Sternberg 1838 is published in “Corrigenda” (p. 220).***geniculata***1833 *Muensteria geniculata* STERNB., vol. II, 5/6, p. 32, **pl. 6, fig. 3**1994 *Phycosiphon* cf. *incertum* FISCHER-OOSTER; Mikuláš and Straková, p. 146, **pl. 1, fig. 2** (*Phycosiphon incertum* Fischer-Ooster 1858, p. 59, pl. 15, fig. 4)1996 *Hydrancyllus ichnosp.*; Mikuláš and Uchman, p. 308, **fig. 7**

No E 10

Pl. 25, fig. 3

trace fossils

holotype

Paleogene

coll. Sternberg

Austria, Weidling (“Weidlingau”) near Vienna

coll. National Museum, Prague

***genuinus***1838 *Sphaerococcites genuinus* C.PRESL in Sternberg, vol. II, 7/8, p. 104, **pl. 34, fig. 4**1994 *Chondrites* ichnosp.; Mikuláš and Straková, p. 146, **pl. 5, fig. 2**

No E 33

Pl. 28, fig. 4

trace fossils

holotype

NCM 314

Jurassic, Liassic

coll. Sternberg

Germany, Bad Boll, Göppingen, Baden-Württemberg (“*Schwäbisch Alp prope Bol regui württembergici*”)

coll. National Museum, Prague

***germari***

holotype missing

1833 *Cyclopteris germari* STERNB., vol. II, 5/6, p. 68, nom. illeg., Art. 52.1≡1831 *Filicites conchaceus* GERMAR et KAULF., p. 227, pl. 66, fig. 5

Carboniferous; Germany, Wettin

***gigantea***1821 *Osmunda gigantea* STERNB., vol. I, 2, p. 29, tent. p. 33, **pl. 22**≡1825 *Neuropteris gigantea* (STERNB.) STERNB., vol. I, 4, tent. p. 161831a *Neuropteris gigantea* (STERNB.) STERNB.; Brongniart, vol. I, 5, p. 240, **pl. 69**≡1953 *Paripteris gigantea* (STERNB.) GOTHAN, p. 61, pl. 34, figs 1, 2, pls 35, 361953 *Neuropteris gigantea* (STERNB.) STERNB.; Havlena, p. 44, **pl. 4**, pl. 5, figs 1, 1a, 21995 *Paripteris gigantea* (STERNB.) GOTHAN; Cleal, Shute and Zodrow, p. 282009 *Paripteris gigantea* (STERNB.) GOTHAN; Šimůnek, p. 271, **fig. 3**, figs 4–10

No E 4672  
 Pl. 24  
 Pteridospermopsida, Medulosales  
 part of bipinnate leaf  
 impression/compression  
 Carboniferous, Moscovian  
 Žaclěf F.  
 Bohemia, Žaclěf (“Schatzlar”)  
 coll. National Museum, Prague

holotype  
  
Feistmantel’s label  
NCM 602  
coll. Sternberg

Type of the generic name *Paripteris* GOTHAN 1941.

***globifer***

1833 *Sargassites globifer* STERNB., vol. II, 5/6, p. 36, **pl. 10, fig. 1**

No E 21a  
 Pl. 25, fig. 1  
 Thallophyta  
 branched thallus  
 impression  
 Paleogene, Eocene  
 Italy, Monte Bolca (“*monte Bolca prope Veronam*”)  
 part and counterpart  
 coll. National Museum, Prague

holotype  
  
?Presl’s label  
Feistmantel’s label  
NCM 287, 288  
coll. Sternberg

***glockeria***

holotype missing

1838 *Pecopteris glockeria* C.PRESL in Sternberg, vol. II, 7/8, p. 162, nom. illeg., Art. 52.1  
 ≡1836 *Glockeria marattioides* GÖPP., p. 379, **pl. 39, figs 2, 3**

Carboniferous; Poland, Silesia, Jedlina Zdrój (“Charlottenbrunn Silesiae”) near Walbrzych

*Glockeria marattioides* GÖPP. 1836 is a type of the generic name *Glockeria* GÖPP. 1836.

***goeppertiana***

holotype missing

1838 *Lonchopteris goeppertiana* C.PRESL in Sternberg, vol. II, 7/8, p. 166, nom. illeg., Art. 52.1  
 ≡1836 *Woodwardites acutilobus* GÖPP., p. 289, **pl. 21, fig. 2**

Carboniferous; Poland, Walbrzych (“Waldenburg”)

***goeppertiana***

syntypes missing

1838 *Sagenaria goeppertiana* C.PRESL in Sternberg, vol. II, 7/8, p. 179  
 ○1821 *Lepidodendron aculeatum* STERNB.; Sternberg, vol. I, 2, p. 25, tent. p. 31, **pl. 14, fig. 3** (non pl. 14, figs 1, 2, 4)  
 ○1836 *Lepidodendron crenatum* STERNB.; Göppert, pp. 432, 465, **pl. 42, figs 4–6**

Carboniferous; Poland, Walbrzych (“Waldenburg”); Bohemia, Radnice (“Radnitz”)

***goeppertii***

1838 *Araucarites goeppertii* C.PRESL in Sternberg, vol. II, 7/8, p. 204, **pl. 39, fig. 4**

≡1926 *Conites goeppertii* (C.PRESL in Sternberg) FLORIN in Reid and Chandler, p. 50

1971 *Conites goeppertii* (C.PRESL in Sternberg) FLORIN in Reid and Chandler; Z. Kvaček, p. 118, **pl. 31, fig. 18**

No E 174  
 Pl. 27, fig. 1  
 Pinopsida  
 ovuliferous cone  
 impression/compression  
 Paleogene, Eocene  
 Häring Beds (Häringer Schichten)  
 Austria, Häring, Tirol (“ad Häring Tyrolis”)  
 coll. National Museum, Prague

holotype  
 Sternberg’s label  
 Feistmantel’s label  
 NCM 223  
 coll. Sternberg

Type of the generic name *Araucarites* C.PRESL in Sternberg 1838. For details see Bůžek, Holý and Z. Kvaček (1968) and description to genera *Araucarites* C.PRESL in Sternberg and *Conites* STERNB. in the present publication, also see Zijlstra and van Konijnenburg-van Cittert (2000).

**goeppertii**

syntypes missing

1838 *Filicites goeppertii* C.PRESL in Sternberg, vol. II, 7/8, p. 175, nom. illeg., Art. 52.1  
 ≡1836 *Gleichenites neuropteroides* GÖPP., p. 186, pls 4, 5

≡1990 *Neurocallipteris neuropteroides* (GÖPP.) C.CLEAL, SHUTE et ZODROW, p. 489  
 1995 *Neurocallipteris neuropteroides* (GÖPP.) C.CLEAL, SHUTE et ZODROW; Cleal and Shute, p. 25, figs 9, 10

Carboniferous; Silesia, Kamienna Góra (“Landshut Silesiae”)

**goeppertii**

holotype missing

1838 *Neuropteris goeppertii* C.PRESL in Sternberg, vol. II, 7/8, p. 137, nom. nov.  
 ≡1836 *Odontopteris lindleyana* var. *macrophylla* GÖPP., p. 214, pl. 1, figs 7, 8

Carboniferous; Poland, Silesia, Jedlina Zdrój (“Charlottenbrunn Silesiae”) near Walbrzych

The name *Neuropteris macrophylla* would be superfluous (non *N. macrophylla* BRONGN. 1831a, p. 235), therefore *N. goeppertii* C.PRESL in Sternberg 1838 is understood as nomen novum.

**goldfussii**

holotype missing

1833 *Halymenites goldfussii* STERNB., vol. II, 5/6, p. 30, nom. illeg., Art. 52.1  
 ≡1826 *Achilleum dubium* GOLDFUSS, vol. I, p. 1, pl. 1, fig. 2

Jurassic; Germany, Solnhofen

**gramineus**

holotype missing

1825 *Thuites gramineus* STERNB., vol. I, 4, tent. p. 38  
 ○1823 sine nomine; Sternberg, vol. I, 3, p. 37, pl. 35, fig. 4

≡1828a *Thuja graminea* (STERNB.) BRONGN., p. 109  
 ≡1971 *Widdringtonia graminea* (STERNB.) ERW.KNOBLOCH, p. 44

Cretaceous, Cenomanian; Bohemia, Peruc

**gracilis**

1833 *Volkmannia gracilis* STERNB., vol. II, 5/6, p. 53, pl. 15, figs 1 (E 54, E 2000), 2 (E 2423), 3 (E 4738) (non *Volkmannia gracilis* RENAULT 1876, p. 995, nom. illeg., Art. 53.1)

*Volkmannia gracilis* STERNB. 1833 was a heterogenous taxon consisting of *Sphenophyllum myriophyllum* CRÉP. 1880, p. 25 = Sternberg 1833, pl. 15, fig. 1, *Asterophyllites* sp. = Sternberg 1833, vol. II, 5/6, p. 53, pl. 15, fig. 2, and *Volkmannia gracilis* STERNB. 1833, vol. II, 5/6, p. 53, pl. 15, fig. 3.

First taxon:

1833 *Volkmannia gracilis* STERNB., vol. II, 5/6, p. 53, **pl. 15, fig. 1** (E 54, E 2000)

1880 *Sphenophyllum myriophyllum* CRÉP., p. 25

1981 *Sphenophyllum myriophyllum* CRÉP.; Storch, p. 198, pl. 14, figs 4, 5, pl. 15, fig. 1 (LECTOTYPE of *Sphenophyllum myriophyllum* CRÉP. based on Sternberg 1833, pl. 15, fig. 1)

1997 *Sphenophyllum myriophyllum* CRÉP.; J. Kvaček and Straková, p. 81, **pl. 26, fig. 3** (E 2000)

2014 *Sphenophyllum myriophyllum* CRÉP.; Libertín et al., p. 198, pl. 1, figs 3, **figs 5, 6**, fig. 7, pl. 2, figs 4, 6, 8–9; fig. 4

Nos E 54, E 2000

Pl. 26, fig. 3 (E 2000)

Equisetopsida, Bowmaniales

forked leafy stems

compressions

Carboniferous, Moscovian

Kladno F., Radnice M.

Bohemia, Radnice (“Radnitz”)

part and counterpart

coll. National Museum, Prague

syntype of *V. gracilis*

lectotype of *S. myriophyllum*

NCM 1192, 1172

coll. Sternberg

Second taxon:

1833 *Volkmannia gracilis* STERNB., vol. II, 5/6, p. 53, **pl. 15, fig. 2** (E 2423)

herein *Asterophyllites* sp.

No E 2423

Pl. 26, fig. 4

Equisetopsida, ?Calamostachyales

terminal part of young branch

impression/compression

Carboniferous, Moscovian

Kladno F., Radnice M.

Bohemia, Radnice (“Radnitz”)

coll. National Museum, Prague

syntype

NCM 1126

coll. Sternberg

Third taxon:

1833 *Volkmannia gracilis* STERNB., vol. II, 5/6, p. 53, **pl. 15, fig. 3** (E 4738)

1997 *Volkmannia gracilis* STERNB.; J. Kvaček and Straková, p. 81, **pl. 26, fig. 3** (LECTOTYPE)

herein *Palaeostachya* sp.

No E 4738

Pl. 26, fig. 2

Equisetopsida, Calamostachyales

cone

impression/compression

Carboniferous, Moscovian

Kladno F., Radnice M.

Bohemia, Radnice (“Radnitz”)

coll. National Museum, Prague

lectotype

NCM 1108

coll. Sternberg

Poorly preserved calamitean cone (non *Sphenophyllum myriophyllum* CRÉP.), teste Crépin (1880).

## **grandis**

1825 *Bechera grandis* STERNB., vol. I, 4, p. 42, tent. p. 30, **pl. 49, fig. 1**

≡1832 *Asterophyllites grandis* (STERNB.) LINDL. et HUTTON, vol. I, pp. 57, 62, pls 17, 19, fig. 2

≡1851a *Calamites grandis* (STERNB.) ETTINGSH., p. 77

≡1869 *Calamocladus grandis* (STERNB.) SCHIMP., vol. I, p. 325

1969 *Asterophyllites grandis* (STERNB.) LINDL. et HUTTON; Crookall, p. 701, pl. 143, fig. 4, **text-fig. 204**

No E 4735

Pl. 25, fig. 4

Equisetopsida, Calamostachyales

leafy branch

holotype

Sternberg's label

impression  
Carboniferous, Moscovian  
Kladno F., Radnice M.  
Bohemia, Svinná (“Swina”)  
coll. National Museum, Prague

Feistmantel’s label  
NCM 1113  
coll. Sternberg

### *granularis*

1825 *Carpolithes granularis* STERNB., vol. I, 4, tent. p. 41 (“*Carpolites*”)  
○1820 sine nomine; Sternberg, vol. I, 1, **pl. 8, fig. 22**

≡1976 *Carpolithes granularis* STERNB.; Crookall, p. 952, pl. 164, fig. 13 (“*Carpolithus*”)

No E 1210	
Pl. 26, fig. 1	holotype
detached rounded seed	Sternberg’s label
impression – cast	Feistmantel’s label
Carboniferous, Moscovian	NCM 1324
Kladno F., Radnice M.	coll. Sternberg
Bohemia, Radnice (“Radnitz”)	
coll. National Museum, Prague	

J. Kvaček and Straková (1997) used this name as validly published, although it was based solely on an illustration, because precise illustration itself can be considered to meet the requirements of valid publication (Art. 38.7, Art. 38.9).

### *gutbieriana*

1838 *Linopteris gutbieriana* C.PRESL in Sternberg, vol. II, 7/8, p. 167, nom. illeg., Art. 52.1  
≡1836 *Dictyopteris brongniartii* GUTBIER, p. 63, **pl. 11, figs 7** (176/129), **9** (176/129(2)), **10** (176/129(3))

≡1897 *Linopteris brongniartii* (GUTBIER) POTONIÉ, p. 154

Nos 176/129, No 176/129(2), 176/129(3)	syntypes
Pteridospermopsida, Medullosales	
fragment of compound leaf, isolated pinules	
compressions/impressions	
Carboniferous;	
Germany, Zwickau, (“ <i>ad Zwickawiam, Saxoniae</i> ”)	
coll. Technische Universität, Bergakademie Freiberg	

Type of the generic name *Linopteris* C.PRESL in Sternberg 1838 and *Dictyopteris* GUTBIER 1836, nom. illeg., Art. 53.1 (non *Dictyopteris* J.V.LAMOROUX 1809, nom. cons.).

### *gutbieriana*

1838 *Rhodea gutbieriana* C.PRESL in Sternberg, vol. II, 7/8, p. 111  
○1836 *Fucoides filiciformis* GUTBIER, p. 11, **pl. 1, figs 3** (MMG PB SaKa 10432), **6** (176/2), **7** (56/3), **8**, **13** (MMG PB SaKa 10432) pro parte (non pl. 1, fig. 9)

herein *Schizopteris* sp.

Nos MMG PB SaKa 10432, 176/2, 56/3, MMG PB SaKa10427	syntypes
Polypodiopsida	
fragments of bipinnate leaves	
compressions/impressions	
Carboniferous	
Germany, Zwickau, (“ <i>ad Zwickawiam, Saxoniae</i> ”)	
Nos 176/2, 56/3: coll. Technische Universität, Bergakademie Freiberg	
Nos MMG PB SaKa 10432, 10427: coll. Senckenberg Naturhistorische Sammlungen Dresden	

## *heterophyllus*

1836 *Asterocarpus heterophyllus* STERNB. in Göppert, p. 382  
≡1838 *Phialopteris tenera* C.PRESL in Sternberg, vol. II, 7/8, p. 114, **pl. 32, fig. 1a<sub>1</sub>, 1a<sub>2</sub>, b, c, d**, nom. illeg., Art. 52.1

1972 *Phialopteris tenera* C.PRESL in Sternberg; Jung and Knobloch, p. 107  
≡2018 *Phialopteris heterophylla* (STERNB. in Göppert) VAN KONIJNENB., C.POTT, KUSTAT., SCHMEISSNER, DÜTSCH et BURGH, p. 57, pls 1–3, text-fig. 2 (LECTOTYPE – C. Presl in Sternberg 1838, pl. 32, fig. 1a<sub>1</sub>)  
=1842 *Sphenopteris braunii* GÖPP., vol. 3/4, p. 69, pl. 10, figs 1, 2  
=1866 *Coniopteris braunii* (GÖPP.) SCHENK, p. 36, pl. 6, figs 6–8  
=1914 *Norimbergia braunii* (GÖPP.) GOTHAN, p. 107, pl. 18, figs 6–8  
1958 *Phialopteris tenera* C.PRESL in Sternberg; Kräusel, p. 70, pl. 3, fig. 8  
1968 *Phialopteris tenera* C.PRESL in Sternberg; Weber, p. 45, pl. 4, figs 43–45, pl. 5, figs 46–49  
=?1838 *Sphenopteris oppositifolia* C.PRESL in Sternberg, vol. II, 7/8, p. 127, pl. 32, figs 5a, b

Nos BT760; SNSB-BSPG AS VII 402, non vidimus      lectotype  
Polypodiopsida, Schizaeales  
part of tripinnate leaf  
compression/impression  
Jurassic, Liassic, Hettangian  
Germany, Reundorf near Bamberg ("Rheindorf")      coll. Münster  
part and counterpart  
No BT760: coll. Oberfränkisches Museum Bayreuth (part)  
No SNSB-BSPG AS VII 402: coll. B. S. München (counterpart)

syntype figured in pl. 32, fig. 1a<sub>2</sub> – unknown repository  
Type of the generic name *Phialopteris* C.PRESL in Sternberg.  
Göppert (1836) wrongly cited plate and figures; pl. 31, fig. 1a, b, c should be pl. 32, fig. 1a, b, c, d. Jung and Knobloch (1972) claim that Sternberg's name in Göppert is invalid, but this is not correct. The claim arose from the simple mistake (possibly even typographic, or a printing error) of citing plate 31, instead of the correct plate 32. As has already been stated in J. Kvaček and Straková (1997), Sternberg's name is entirely valid.

## *heterophyllus*

1833 *Caulerpites heterophyllus* STERNB., vol. II, 5/6, p. 24, **pl. 24, fig. 4**  
=?1971 *Doliosobus taxiformis* (STERNB.) KVAČEK, p. 118  
1997 cf. *Doliosobus taxiformis* (STERNB.) KVAČEK; J. Kvaček and Straková, p. 83, **pl. 23, fig. 4**

No E 28  
Pl. 23, fig. 4      holotype  
Pinopsida  
leafy branch  
compression      Sternberg's label  
?Paleogene      NCM 258  
Italy, San Martino near Schio, Vicenza      coll. Sternberg  
coll. National Museum, Prague

## *heterophyllus*

1838 *Zamites heterophyllus* C.PRESL in Sternberg, vol. II, 7/8, p. 199, **pl. 43, figs 4, 5**  
1972 *Zamites heterophyllus* C.PRESL in Sternberg; Jung and Knobloch, p. 109  
=1838 *Zamites muensteri* C.PRESL in Sternberg, vol. II, 7/8, p. 199, pl. 43, fig. 1  
=1838 *Zamites acuminatus* C.PRESL in Sternberg, vol. II, 7/8, p. 199, pl. 43, fig. 2  
1867 *Zamites acuminatus* C.PRESL in Sternberg; Schenk, p. 131  
≡1840 *Pterocycadites acuminatus* (C.PRESL in Sternberg) C.F.W.BRAUN, p. 100  
≡1843 *Pterophyllum acuminatum* (C.PRESL in Sternberg) MORRIS, p. 19  
≡1844 *Nilssonina acuminata* (C.PRESL in Sternberg) GÖPP., p. 141

- 1914 *Nilssonia acuminata* (C.PRESL in Sternberg) GÖPP.; Gothan, p. 123, pl. 26, fig. 1, pl. 28, figs 2, 3, pls 31, 32, figs 2, 3, pl. 33, fig. 4, pl. 34, figs 2, 4, pl. 38, figs 2–5, pl. 39, figs 1, 2  
 2007 *Nilssonia acuminata* (C.PRESL in Sternberg) GÖPP.; Pott et al., p. 209

non vidimus  
 Cycadopsida, Cycadales, Nilssoniaceae  
 part of simply pinnate leaf  
 impression  
 Jurassic, Liassic  
 Germany, Strullendorf (“Strahlendorf”)  
 near Bamberg  
 coll. B. S. München, Germany  
 syntype  
 coll. Münster

Syntype figured in fig. 4 – unknown repository.

**hexagonum** holotype missing

- 1820 *Lepidodendron hexagonum* STERNB., vol. I, 1, p. 23 (non *Lepidodendron hexagonum* GÖPP. in Römer 1843, p. 1, nom. illeg., Art. 53.1)  
 1755 sine nomine; Knorr, vol. 1, p. 6, pl. 10a, fig. 1

- ≡1825 *Favularia hexagona* (STERNB.) STERNB., vol. I, 4, tent. p. 13  
 ≡1828a *Sigillaria knorii* BRONGN., p. 65, nom. illeg., Art. 52.1

Carboniferous; Germany, Eschweiler near Aachen

**hieraciformis**

- 1825 *Phyllites hieraciformis* STERNB., vol. I, 4, p. 40, Index iconum, **pl. 44, figs 3** (E 171), **4** (E 172)

*Phyllites hieraciformis* STERNB. 1825 was heterogenous taxon consisting of *Ziziphus ziziphoides* (UNGER) WEYLAND 1943, p. 113 = *Phyllites hieraciformis* STERNB. 1825, pl. 44, fig. 3 and *Myrica banksiaefolia* UNGER 1850a, p. 395 = *Phyllites hieraciformis* STERNB. 1825, pl. 44, fig. 4.

First taxon:

- 1825 *Phyllites hieraciformis* STERNB., vol. I, 4, p. 40, Index iconum, **pl. 44, fig. 3** (E 171)

- ≡1847 *Ceanotus ziziphoides* UNGER, p. 145, pl. 49, fig. 10  
 ≡1943 *Ziziphus ziziphoides* (UNGER) WEYLAND, p. 113  
 1997 ***Ziziphus ziziphoides*** (UNGER) WEYLAND; Z. Kvaček in J. Kvaček and Straková, 84, **pl. 33, fig. 1**

No E 171  
 Pl. 33, fig. 1  
 Magnoliopsida  
 leaf  
 impression  
 Paleogene, Eocene  
 Häring Beds (Häringer Schichten)  
 Austria, Häring, Tirol  
 coll. National Museum, Prague  
 syntype  
 NCM 239  
 coll. Sternberg

*Phyllites hieraciformis* STERNB. 1825 has priority over *Ziziphus ziziphoides* (UNGER) WEYLAND 1943, if this syntype is chosen as a lectotype.

Second taxon:

- 1825 *Phyllites hieraciformis* STERNB., vol. I, 4, p. 40, Index iconum, **pl. 44, fig. 4** (E 172)  
 ≡1850a *Myrica banksiaefolia* UNGER, p. 395 ≡ *Banksia ungeri* ETTINGSH., 1851b, p. 731, nom. illeg., Art. 52.1  
 1853 *Banksia ungeri* ETTINGSH.; Ettingshausen, pp. 6, 54, nom. illeg., Art. 52.1  
 1997 ***Myrica banksiaefolia*** UNGER; Z. Kvaček in J. Kvaček and Straková, p. 85, **pl. 26, fig. 5**



No E 172  
 Pl. 26, fig. 5  
 Magnoliopsida  
 four detached leaves  
 compression  
 Paleogene, Eocene  
 Häring Beds (Häringer Schichten)  
 Austria, Häring, Tirol  
 coll. National Museum, Prague

syntype  
 coll. Sternberg

*Phyllites hieraciformis* STERNB. 1825 has priority over *Myrica banksiaefolia* UNGER 1850a, if this syntype is chosen as a lectotype.

**hoeflianus** syntypes missing

1838 *Equisetites hoeflianus* C.PRESL in Sternberg, vol. II, 7/8, p. 106, pl. 32, figs 9, 11

1908 *Equisetites muensteri* STERNB.; Halle, p. 18, pl. 4, figs 27, 28

Jurassic, Liassic; Germany, Höfl (“Hoeff”) near Bamberg

**hoessii**

1833 *Muensteria hoessii* STERNB., vol. II, 5/6, p. 32, pl. 7, fig. 3[b] (E 13), pl. 6, fig. 4

1994 *Phycosiphon* cf. *incertum* FISCHER-OOSTER; Mikuláš and Straková, p. 146, pl. 1, fig. 1 (*Phycosiphon* cf. *incertum* FISCHER-OOSTER 1858, p. 59, pl. 15, fig. 4)

1987 *Chondrites hoessii* (STERNB.); d’Alessandro and Bromley, p. 747, text-fig. 4

~1994 *Taenidium* ichnosp.; Keighley and Pickerill, p. 320, pro parte

1996 ichno taxon gen. et sp. indet.; Mikuláš and Uchman, p. 307, figs 3, 4 (E 13), 5

No E 13  
 Pl. 28, fig. 1  
 trace fossil  
 Paleogene  
 Austria, Weidling (“Weidlingau”) near Vienna  
 coll. National Museum, Prague

syntype  
 two Sternberg’s labels  
 coll. Sternberg

The syntype E 13 shows two old labels, one written by Sternberg (“*Chondrites intricatus.. Münsteria Hössii* von Weidlingau bei Wien”). Syntype figured in pl. 6, fig. 4 – unknown repository. (This specimen is interpreted by Fu (1991) as *?Keckia* GLOCKER).

Unfigured syntype No K 355 (NCM 189) with original Sternberg’s label (“*Muensteria hoessii*”) is housed in the collection of the National Museum, Prague. It was determined by Mikuláš and Uchman (1996, p. 307, fig. 5) as *Hydrancylus* FISCHER-OOSTER ichnosp.

**hofmanniana**

1827b *Alethopteris hofmanniana* STERNB., p. 341

○1827 *Alethopteris lonchitides* STERNB.; Hoffmann, p. 161, pl. 1, figs 9, 10

Carboniferous, Germany, Nordrhein-Westfalen, Dickeberg

**huegeliana**

holotype missing

1838 *Pecopteris huegeliana* C.PRESL in Sternberg, vol. II, 7/8, p. 157, pl. 66, figs 9a, 9a (“*hügeliana*”)

Triassic; Australia, Hawkesbury River near Port Jackson, Sydney (“*Novae Hollandiae ad Hawkesbury River prope Port Jackson*”)

[coll. Baron Hügel]

***huttoniana***

syntypes missing

- 1838 *Pecopteris huttoniana* C.PRESL in Sternberg, vol. III, 7/8, p. 157, nom. illeg., Art. 52.1  
 ≡1835b *Pecopteris dentata* WILL. ex LINDL. et HUTTON, vol. III, p. 55, pl. 169 (non *Pecopteris dentata* BRONGN. 1836, vol. I, 10, p. 346, pl. 123, 124, nom. illeg., Art. 53.1)  
 ≡1836 *Alethopteris dentata* (LINDL. et HUTTON) GÖPP., p. 306  
 =1834b *Pecopteris williamsonis* BRONGN., vol. I, 9, p. 324, pl. 110, figs 1, 2  
 =1900a *Todites williamsonis* (BRONGN.) SEWARD, p. 87, pl. 14, figs 2, 5, 7, pl. 15, figs 1–3, pl. 21, fig. 6, text-fig. 12  
 1900b *Todites williamsonis* (BRONGN.) SEWARD; Seward, p. 8, pl. 1, figs 1, 2  
 1961 *Todites williamsonis* (BRONGN.) SEWARD; Harris, p. 87, text-figs 28, 29

Jurassic, Middle Jurassic; United Kingdom, Grinstead Bay near Scarborough (“*Grinstead Bay prope Scarborough Angliae*”)

***huttonii***

syntypes missing

- 1833 *Cyclopteris huttonii* STERNB., vol. II, 5/6, p. 66  
 ○1833a *Cyclopteris digitata* BRONGN.; Lindley and Hutton, vol. I, p. 179, pl. 64 (non *Cyclopteris digitata* BRONGN. 1831a, vol. I, 5, p. 219, pl. 61bis, figs 2, 3)  
 ≡1836 *Adiantites huttonii* (STERNB.) GÖPP., p. 217  
 ≡1876 *Ginkgo huttonii* (STERNB.) HEER, p. 59  
 ≡1878 *Salisburia huttonii* (STERNB.) HEER in Saporta, p. 253, pl. 31, figs 4, 5, pl. 32, fig. 8  
 ≡1929 *Ginkgoites huttonii* (STERNB.) M. BLACK, p. 431, text-figs 17–19  
 1948 *Ginkgo huttonii* (STERNB.) HEER; Harris, p. 192, text-figs 4A–L, 5A, b, 6I–L, 7E

Jurassic, Middle Jurassic; United Kingdom, Scarborough (“*ad Scarborough Angliae*”)

***huttonii***

syntypes missing

- 1838 *Lonchopteris huttonii* C.PRESL in Sternberg, vol. 7/8, p. 166, nom. illeg., Art. 52.1  
 ≡1824 *Filicites (Pecopteris) reticulata* STOKES et WEBB, p. 424, pl. 46, fig. 5, pl. 47, fig. 3?  
 ≡1828a *Lonchopteris mantellii* BRONGN., p. 60, [only name] nom. illeg., Art. 52.1  
 1835b *Lonchopteris mantellii* BRONGN.; Lindley and Hutton, vol. III, p. 59, pl. 171, nom. illeg., Art. 52.1  
 ≡1836 *Polypodites mantellii* (BRONGN.) GÖPP., p. 341, nom. illeg., Art. 52.1  
 ≡1899 *Weichselia reticulata* (STOKES et WEBB) FONTAINE in Ward, p. 651, pl. 160, figs 2–4

Lower Cretaceous; United Kingdom, Sussex, Tilgate Forest near Cuckfield and Wansford in Northamptonshire

C. Presl in Sternberg (1838) cites the locality as follows: “*In arenario ferruginoso cretae inferiori (Hasting’s sand) ad Wansford in Northamptonshire Angliae*”.

***ichthyolepis***

- 1838 *Favularia ichthyolepis* STERNB., vol. II, 7/8, p. 210, pl. 38, figs 2a (E 89), b (E 1603)  
 ≡1845 *Sigillaria ichthyolepis* (STERNB.) CORDA, p. 29, pl. 9, fig. 19  
 1887 *Sigillaria ichthyolepis* (STERNB.) CORDA; Weiss, pp. 59, 65, pl. 15, figs 4, 33  
 1966 *Sigillaria ichthyolepis* (STERNB.) CORDA; Crookall, p. 467, pl. 96 fig. 6, text-fig. 137A (E 89)  
 1904 *Sigillaria ichthyolepis* (STERNB.) CORDA; Potonié, vol. II, 36, p. 81, fig. 1 left (E 1603), right (E 89)

No E 89

Pl. 27, fig. 2

syntype

Lycopodiopsida, Lepidocarpaceae

surface of stem with leaf-scars

compression

Feistmantel’s label

Carboniferous	NCM 1014
	coll. Sternberg
Bohemia, Central Bohemian Basin	
coll. National Museum, Prague	
No E 1603	
Pl. 27, fig. 5	syntype
Lycopodiopsida, Lepidocarpaceae	
surface of stem showing vertical ribs with leaf-scars	
impression/compression	
Carboniferous	NCM 996
Bohemia, Central Bohemian Basin	coll. Sternberg
coll. National Museum, Prague	

According to Němejc (1951) the sediment and the locality of both syntypes are incorrectly identified. They originate probably from the Kounov Member, Slaný Formation (Carboniferous, Gzhelian).

***imbricata*** syntypes missing

- 1836 *Alethopteris imbricata* STERNB. in Göppert, p. 390 (Göppert 1836 erroneously cites C. Presl in Sternberg 1838, pl. 31, fig. 2a, b), nom. rej. prop. (Doweld 2014a)
- ≡1838 *Pecopteris obtusata* C.PRESL in Sternberg, vol. II, 7/8, p. 155, pl. 32, figs 2a<sub>1-3</sub>b, c, 4a, b, nom. illeg., Art. 53.1 et 52.1 (non *Pecopteris obtusata* STERNB. 1825, vol. I, 4, tent. p. 19)
- ≡1849 *Desmophlebis imbricata* (STERNB.) BRONGN. in d'Orbigny, vol. 13, p. 152
- =1838 *Germaria elymiformis* C.PRESL in Sternberg, vol. II, 7/8, p. 188, pl. 59, figs 1a, 1b, 2–9, nom. rej. prop. (Doweld 2014a)
- =1838 *Sphenopteris princeps* C.PRESL in Sternberg, vol. II, 7/8, p. 126, pl. 59, figs 12, 13, nom. cons. prop. (Doweld 2014a)
- =1849 *Coniopteris princeps* (C.PRESL in Sternberg) BRONGN. in d'Orbigny, vol. 13, p. 152
- =1866 *Acrostichites princeps* (C.PRESL in Sternberg) SCHENK, p. 46, pl. 7, figs 3–5, pl. 8, figs 1, 1a
- =1869 *Pecopteris (Acrostichites) princeps* (C.PRESL in Sternberg) SCHIMP., vol. I, p. 529
- =1890 *Todea princeps* (C.PRESL in Sternberg) RACIB., p. 9, pl. 1, figs 10–13
- =1914 *Todites princeps* (C.PRESL in Sternberg) GOTHAN, p. 95, pl. 17, figs 3, 4
- =1836 *Pecopteris athyroides* BRONGN., vol. 1, p. 360, pl. 125, fig. 3
- 2014a *Germaria elymiformis* C.PRESL in Sternberg; Doweld, p. 198, nom. rej. prop.
- 2014a *Sphenopteris princeps* C.PRESL in Sternberg; Doweld, p. 198, nom. cons. prop.
- 2014a *Alethopteris imbricata* STERNB. in Göppert; Doweld, p. 198, (NEOTYPE) nom. rej. prop.
- 2014a *Pecopteris athyroides* BRONGN.; Doweld, p. 198, nom. rej. prop.

Jurassic, Liassic, Hettangian; Germany, Reundorf near Bamberg (“*Reindorf prope Bambergam*” – C. Presl in Sternberg 1838, “*ad pagum Rheindorf prope Bamberg*” – Göppert 1836).

No 76200, non vidimus neotype

Polypodiopsida, Osmundales  
frond fragment  
?impression/compression  
Jurassic, Liassic, Hettangian  
Eckersdorf near Bayreuth, Germany  
coll. Oberfränkisches Erdgeschichtliches Museum Bayreuth

Doweld (2014a) designated the neotype of *A. imbricata* C.PRESL in Sternberg (coll. Oberfränkisches Erdgeschichtliches Museum Bayreuth, No. 76200) to be the same as the holotype of *S. princeps* C.PRESL in Sternberg arguing by traditional identity of both species.

Doweld (2014a) suggested to conserve *Sphenopteris princeps* C.PRESL in Sternberg 1838 against *Germaria elymiformis* C.PRESL in Sternberg 1838, *Alethopteris imbricata* STERNB. in Göppert 1836, and *Pecopteris athyroides* BRONGN. 1836.

***imbricata***

1823 *Lepidolepis imbricata* STERNB., vol. I, 3, pp. 35, 39, pl. 27

≡1825 *Knorria imbricata* (STERNB.) STERNB., vol. 1, 4, tent. p. 37

Carboniferous; Russia, Orenburg

Type of the generic name *Knorria* STERNB. 1823.

The original type material comes from Orenburg in Russia (“Umgegend von Ohrenburg, an Asiens Vorsaum” – Sternberg 1823, p. 35), the second locality mentioned in Sternberg 1825 is Magdeburg (“*Germaniae ad Magdeburg*” – Sternberg 1825). The additional material (Nos K 379, K 380), stored in Sternberg’s collection in the National Museum, Prague, comes from Magdeburg and is available for selection of a neotype.

### *imbricatum*

holotype missing

1821 *Lepidodendron imbricatum* STERNB., vol. I, 2, p. 31

○1820 *Palmacites incisus* SCHLOTH., p. 393, pl. 15, fig. 6, nom. inval., Art. 13.1(f)

≡1832 *Palmacites incisus* SCHLOTH., p. 9, pl. 15, fig. 6, nom. illeg., Art. 52.1

≡1838 *Aspidiaria imbricata* (STERNB.) C.PRESL in Sternberg, vol. II, 7/8, p. 183

Carboniferous; Germany, Eschweiler near Aachen, Wettin

### *inaequalis*

1833 *Sphenopteris inaequalis* STERNB., vol. II, 5/6, p. 209, pl. 9, fig. 7, nom. illeg., Art. 52.1

≡1825 *Sphenopteris asplenioides* STERNB., vol. I, 4, tent. p. 16

≡1997 *Dicksonites inaequalis* (STERNB.) J.KVAČEK et STRAKOVÁ, p. 87, pl. 28, fig. 3, nom. illeg., Art. 52.1

=1937b *Dicksonites irregularis* (STERNB.) NĚMEJC sensu Němejc, p. 11, pl. 1, fig. 13

Nos E 1390, E 1391

Pl. 28, fig. 3

holotype

Pteridospermopsida

terminal part of primary pinna

impression

Feistmantel’s label

Carboniferous, Moscovian

NCM 631, 632

Kladno F., Radnice M.

coll. Sternberg

Bohemia, Radnice (“Radnitz”)

part and counterpart

coll. National Museum, Prague

J. Kvaček and Straková (1997) used this name as validly published, although it was based solely on an illustration, because precise illustration itself can be considered to meet the requirements of valid publication (Art. 38.7, Art. 38.9). Němejc (1937b) correctly used the epithet “*irregularis*” to a species that is a synonym of *Sphenopteris inaequalis* STERNB. The species really belongs to the genus *Dicksonites* STERZEL as ascertained by Němejc (1937b) – hence the combination by J. Kvaček and Straková (1997) *Dicksonites inaequalis* (STERNB.) J.KVAČEK et STRAKOVÁ 1997. However, after detailed study of archived labels associated with *S. inaequalis* (stating *S. asplenioides*), it was realised *S. inaequalis* is probably a younger nomenclatural synonym of *S. asplenioides*.

### *inaequilaterus*

syntypes missing

1836 *Acrostichites inaequilaterus* STERNB. in Göppert, p. 287

≡1838 *Sagenopteris rhoifolia* C.PRESL in Sternberg, vol. II, 7/8, p. 165, pl. 35, fig. 1, nom. illeg., Art. 52.1

○1838 *Sagenopteris acuminata* C.PRESL in Sternberg, vol. II, 7/8, p. 165, pl. 35, fig. 3

○1838 *Sagenopteris diphylla* C.PRESL in Sternberg, vol. II, 7/8, p. 165, pl. 35, fig. 4

○1838 *Sagenopteris semicordata* C.PRESL in Sternberg, vol. II, 7/8, p. 165, pl. 35, fig. 2,

=1825 *Filicites nilsoniana* BRONGN., p. 218, pl. 12, fig. 1

=1870 *Sagenopteris nilsoniana* (BRONGN.) E.HÉBERT, p. 374

For more details see see *acuminata*

Triassic, Jurassic; Germany, Sinsheim and Strullendorf (“*ad Sinsheim Ducat. Badensis et ad Schrullendorf Franconiae*” – Göppert 1836, “Strahlendorf” – C. Presl in Sternberg 1838).

Sternberg in Göppert (1836) based *Acrostichites inaequilaterus* on all figures 1–4 of the plate 35 published by Sternberg (1838). However, later C. Presl in Sternberg (1838) described each of the fossils figured in plate 35 under separate names, specifying *S. rhoifolia* C. PRESL in Sternberg 1838 as being a synonym of *Acrostichites inaequilaterus* STERNB. in Göppert 1836.

### *incertus*

- 1825 *Carpolithes incertus* STERNB., vol. I, 4, tent. p. 41 (“*Carpolites*”)  
○1820 sine nomine; Sternberg, vol. I, 1, **pl. 7, fig. 17**

No E 1209  
Pl. 33, fig. 3 holotyp  
detached heart-shaped seed  
impression – cast Feistmantel’s label  
Carboniferous, Moscovian NCM 1352  
Kladno F., Radnice M. coll. Sternberg  
Bohemia, Radnice (“Radnitz”)  
coll. National Museum, Prague

J. Kvaček and Straková (1997) used this name as validly published, although it was based solely on an illustration, because precise illustration itself can be considered to meet the requirements of valid publication (Art. 38.7, Art. 38.9).

### *incisa*

- 1825 *Pecopteris incisa* STERNB., vol. I, 4, tent. p. 20  
○1833 *Pecopteris incisa* STERNB.; Sternberg, vol. II, 5/6, **pl. 22, fig. 3**  
  
1838 *Pecopteris incisa* STERNB.; C. Presl in Sternberg, vol. II, 7/8, p. 156  
=1836 *Alethopteris muricata* (SCHLOTH. ex Sternb.) GÖPP., p. 313  
=1825 *Pecopteris muricata* SCHLOTH. ex STERNB., vol. I, 4, tent. p. 18  
1854 *Alethopteris muricata* (SCHLOTH. ex STERNB.) GÖPP.; Ettingshausen, p. 43, pl. 14, fig. 1  
=1879 *Mariopteris muricata* (SCHLOTH. ex STERNB.) ZEILLER, p. 71, pl. 167, fig. 5 (Atlas 1878)

No E 150  
Pl. 30, fig. 6 syntype  
Pteridospermopsida, Lyginopteridales  
terminal part of pinnate leaf  
compression NCM 686  
Carboniferous, Bashkirian /Moscovian coll. Sternberg  
Bohemia, Žacléř (“Schatzlar”); Poland, Walbrzych (“Waldenburg”)  
coll. National Museum, Prague

Further unfigured syntypes Nos E 5530 (NCM 706), E 5529 (NCM 725) from Žacléř, Nos E 5528 (NCM 714), E 5531 (NCM 685) from Walbrzych, and E 5527 (NCM 709) from ?Žacléř (or Walbrzych) are housed in the collection of the National Museum, Prague. The locality name Žacléř and Walbrzych interchanges and does not always agree among old and newer labels of some syntypes (E 5529, E 5527).

### *inclinatus*

holotype missing

- 1833 *Sphaerococcites inclinatus* STERNB., vol. II, 5/6, p. 28, **pl. 8, fig. 2**  
≡1849 *Chondrites inclinatus* (STERNB.) BRONGN. in d’Orbigny, vol. 13, p. 161.

Paleogene; Austria, Höflein (on label), vicinity of Vienna

### *indeterminatus*

- 1825 *Phyllites indeterminatus* STERNB., vol. I, 4, p. 40, **pl. 43, fig. 1**, nom. illeg., Art. 52.1

- 1820a sine nomine; Nilsson, p. 117, **pl. 5, fig. 3**  
 ≡1825 *Filicites nilsoniana* BRONGN., p. 218, **pl. 12, fig. 1** (HOLOTYPE of *Filicites nilsoniana* BRONGN. based on Nilsson 1820a, pl. 5, fig. 3)  
 ≡1828a *Glossopteris nilsoniana* (BRONGN.) BRONGN., p. 54  
 1831a *Glossopteris nilsoniana* (BRONGN.) BRONGN.; Brongniart, vol. I, 5, p. 225, **pl. 63, fig. 3**  
 =1836 *Acrostichites inaequilaterus* STERNB. in Göppert, p. 287  
 =1838 *Sagenopteris rhoifolia* C.PRESL in Sternberg, vol. II, 7/8, p. 165, pl. 35, fig. 1, nom. illeg., Art. 52.1  
 =1838 *Sagenopteris diphylla* C.PRESL in Sternberg, vol. II, 7/8, p. 165, pl. 35, fig. 4  
 =1838 *Sagenopteris semicordata* C.PRESL in Sternberg, vol. II, 7/8, p. 165, pl. 35, fig. 2  
 =1838 *Sagenopteris acuminata* C.PRESL in Sternberg, vol. II, 7/8, p. 165, pl. 35, fig. 3  
 =1870 *Sagenopteris nilsoniana* (BRONGN.) E.HÉBERT, p. 374 (“*nilssoniana*”)  
 1910 *Sagenopteris nilsoniana* (BRONGN.) E.HÉBERT; Halle, p. 6, pl. 1, fig. 24, **pl. 2, figs 15–19, 20, 21–23** (“*nilssoniana*”)

No S087455 holotype  
 Pteridospermopsida, Caytoniales  
 isolated pinna  
 impression  
 Triassic, Rhaetian  
 Sweden, Höör (“Hoer”) coll. Nilsson  
 coll. Naturhistoriska riksmuseet, Stockholm

*insignis* holotype missing

- 1825 *Lycopodiolites insignis* STERNB., vol. I., 4, tent. p. 8  
 Carboniferous; Germany, St. Ingbert near Saarbrücken

*intacta* holotype or syntypes missing

- 1825 *Columnaria intacta* STERNB., vol. I, 4, tent. p. 25  
 Carboniferous; Germany, Eschweiler near Aachen  
 Type of the generic name *Columnaria* STERNB. 1825.

*interrupta* holotype missing

- 1827a *Artisia interrupta* STERNB., p. 134  
 ≡1825 *Sternbergia transversa* ARTIS, p. 8, **pl. 8**  
 Carboniferous; United Kingdom, Yorkshire, Lee Brook (“Leebrook”) colliery, near Wentworth

*intertextus* holotype missing

- 1833 *Algacites intertextus* STERNB., vol. II, 5/6, p. 37, **pl. 21, fig. 6**  
 Jurassic; Germany, ?Solnhofen  
 [coll. University Museum, Fribourg (“*Museo universitatis friburgensis*” – Sternberg 1833, p. 37)]

*intertextus*

- 1838 *Psaronius intertextus* CORDA in Sternberg, vol. II, 7/8, p. 173, **pl. 60, fig. 1** (E 4628), **pl. 61, figs 1–4** (anatomical sections)  
 1992 *Psaronius intertextus* CORDA in Sternberg; Z. Kvaček and J. Kvaček, p. 41, **pl. 2, fig. 2**

No E 4628 holotype  
 Pl. 29, fig. 3

Polypodiopsida, Marattiidae  
 transverse section of envelop of  
 adventitious roots  
 silicified stem  
 Carboniferous, Gzhelian  
 Bohemia, Nová Paka (“*ad novam Pakowiam*”)  
 coll. National Museum, Prague

Corda’s label  
 Corda’s No 130b  
 coll. Corda

***involutus***

1838 *Cycadites involutus* C.PRESL in Sternberg, vol. II, 7/8, p. 194, **pl. 51, fig. 1** (E 109a), **2** (E 111), **3** (E 109b), **4–14** (anatomical sections)

No E 109a  
 Pl. 30, fig. 1  
 transverse section of stem  
 petrified stem  
 Carboniferous, Moscovian  
 Kladno F., Radnice M.  
 Bohemia, Malíkovec mine near Radnice (“Malikowetz”)  
 coll. National Museum, Prague

syntype  
 Feistmantel’s label  
 coll. Sternberg

No E 111  
 Pl. 30, fig. 3  
 transverse section of stem  
 petrified stem  
 Carboniferous, Moscovian  
 Kladno F., Radnice M.  
 Bohemia, Malíkovec mine near Radnice (“Malikowetz”)  
 coll. National Museum, Prague

syntype  
 NCM 1305  
 coll. Sternberg

No E 109b  
 Pl. 30, fig. 2  
 transverse section of stem  
 petrified stem  
 Carboniferous, Moscovian  
 Kladno F., Radnice M.  
 Bohemia, Malíkovec mine near Radnice (“Malikowetz”)  
 coll. National Museum, Prague

syntype  
 Feistmantel’s label  
 coll. Sternberg

***irregularis***

1833 *Sphenopteris irregularis* STERNB., vol. II, 5/6, p. 63, **pl. 17, fig. 4**

≡1836 *Cheilanthes irregularis* (STERNB.) GÖPP., p. 247

1869 *Sphenopteris (Gymnogramme) irregularis* STERNB.; Schimper,, vol. I, p. 373

≡1907 *Diplothemema irregularis* (STERNB.) STERZEL, p. 521

=1825 *Sphenopteris asplenioides* STERNB., vol. I, 4, tent. p. 16

=1937b *Dicksonites irregularis* (STERNB.) NĚMEJC, p. 11, pl. 1, fig. 13

No E 140  
 Pl. 28, fig. 2  
 Pteridospermopsida  
 part of tripinnate leaf  
 impression  
 Carboniferous, Moscovian  
 Kladno F., Radnice M.

holotype  
 Feistmantel’s label  
 NCM 597  
 coll. Sternberg

Bohemia, Radnice (“Radnitz”)  
coll. National Museum, Prague

*jaegeri*

- 1833 *Calamites jaegeri* STERNB., vol. II, 5/6, p. 51  
○1827 *Calamites arenaceus* G.JÄGER, pp. 10, 27 pro parte, pl. 1, figs 1–3, **pl. 2, figs 1** (20010), 3 (non pl. 1, figs 4–6, pl. 2, figs 2, 4–7)  
=1864 *Equisetites arenaceus* (G.JÄGER) SCHENK, p. 59  
1985 *Equisetites arenaceus* (G.JÄGER) SCHENK; Csaki and Urlichs, p. 4 (LECTOTYPE of *Calamites arenaceus* G.JÄGER 1827, pl. 2, fig. 1)

No 20010  
Equisetopsida, Calamostachyales  
part of stem  
pith cast  
Triassic, Ladinian/Rhaetian  
Germany, Stuttgart  
coll. Staatliches Museum für Naturkunde, Stuttgart

syntype

coll. Münster

Further syntypes were damaged in 1944.

*juglandiformis*

holotype missing

- 1823 *Phyllites juglandiformis* STERNB., vol. I, 3, pp. 37, 39, pl. 35, fig. 1  
=1852 *Juglans juglandiformis* (STERNB.) GIEBEL, p. 149  
=1898 *Hicoria juglandiformis* (STERNB.) KNOWLT., p. 117  
=2000 ?*Betula* sp.; Z. Kvaček and Hurník, p. 9, **text-fig. 2**, pl. 3, fig. 4

Neogene, Miocene; Bohemia, Bilina (“aus den Biliner Braunkohlenwerken am neuen Stollen.. .Porzellanjaspis” – Sternberg 1823)

Although the epithet has been used for the foliage currently designated as *Fraxinus bilinica* (UNGER 1849) KVAČEK et HURNÍK 2000 (= *Juglans bilinica* UNGER 1849 – Bůžek 1971, p. 44), the figure of its type specimen differs from this form and instead, it shows affinity to *Alnus* L. The exact affinity cannot be determined without study of the actual specimen (Z. Kvaček, personal communication 1997).

*julianiformis* (“*julianaeformis*”)

- 1823 *Phyllites julianiformis* STERNB., vol. I, 3, pp. 37, 39, pl. 36, fig. 2 (“*julianaeformis*”; the specimen is missing)  
=1847 *Fagus feroniae* UNGER, p. 106, pl. 28, figs 3–4  
=1868 *Fraxinus macroptera* ETTINGSH., p. 213, pro parte, pl. 36, fig. 9  
=1974 *Alnus julianiformis* (STERNB.) KVAČEK et HOLÝ, p. 368, **pls 1–4** (NEOTYPE of *Phyllites julianiformis* STERNB. 1823, vol. I, 3, pp. 37, 39, pl. 36, fig. 2 – G 2133)  
1996 *Alnus julianiformis* (STERNB.) KVAČEK et HOLÝ; Knobloch and Z. Kvaček, p. 53, pl. 10, figs 1–3, 8, 10–13, pl. 11, figs 5, 6, pl. 19, figs 5, 6, **text-fig. 9**

No G 2133  
Magnoliopsida, Fagales, Betulaceae  
dentate leaf  
impression  
Neogene, Miocene  
Most Formation  
Bohemia, Břežany  
coll. National Museum, Prague

neotype

During transfer of the museum’s collections to the new depository building in Praha, Horní Počernice, some of Sternberg’s original material from the Bilina mine “Porzellanjaspis aus dem Biliner-Stollen.” (Sternberg 1823) was recovered



in a misplaced old museum box. Z. Kvaček and Holý (1974) selected the neotype from the vicinity of Bílina; however, it does not come from the red porcelanite (baked clay). The newly recovered specimens were recorded in the museum's palaeontological collection database under the numbers: G 7669 (NCM 147), G 7666 (NCM 154), G 7668 (NCM 151), G 7667 (NCM 148).

### *lacidiformis*

1838 *Sphaerococcites lacidiformis* C.PRESL in Sternberg, vol. II, 7/8, p. 104, **pl. 27B, figs 28, 31**

No E 34	
Pl. 29, fig. 1	holotype
?Thallophyta	
?thallus	
impression	
Jurassic, Liassic	NCM 315
Germany, Banz near Coburg ("Banz Bavariae")	coll. Sternberg
coll. National Museum, Prague	

### *lactuca*

holotype or syntypes missing

1838 *Schizopteris lactuca* C.PRESL in Sternberg, vol. II, 7/8, p. 112

≡1899 *Aphlebia lactuca* (C.PRESL in Sternberg) A.HOFM. et RYBA, p. 68, pl. 11, fig. 8

Carboniferous; Bohemia, Vranovice ("Wranowitz") near Radnice

### *lacunosa*

1833 *Muensteria lacunosa* STERNB., vol. II, 5/6, p. 32, **pl. 1, fig. 4**

1996 *Muensteria lacunosa* STERNB.; Mikuláš and Uchman, p. 306, **fig. 2A, b**

2011 *Muensteria lacunosa* STERNB.; Schweigert et al., p. 92, **fig. 2**

No E 1	
Pl. 30, fig. 5	holotype
coprolite	
impression	Feistmantel's label
Jurassic, Tithonian	NCM 423
Solnhofen Lithographic Limestones	coll. Sternberg
Germany, Solnhofen	
coll. National Museum, Prague	

### *lagenarius*

1825 *Carpolithes lagenarius* STERNB., vol. I, 4, tent. p. 41 ("*Carpolites*")

○1820 sine nomine; Sternberg, vol. I, 1, **pl. 7, fig. 16**

≡1825 *Carpolithes clavatus* STERNB., vol. I, 4, tent. p. 40

≡1914 *Trigonocarpus clavatus* (STERNB.) E.ARB.ER, pp. 85, 195

Nos E 4913, E 4914	
Pl. 27, fig. 3 (E 4913)	holotype
Pteridospermopsida, Trigonocarpaceae	
detached elliptical seed	Sternberg's label
impression/cast	Feistmantel's label
Carboniferous, Moscovian	NCM 1357, 1361
Kladno F., Radnice M.	coll. Sternberg
Bohemia, Radnice ("Radnitz")	

part and counterpart  
coll. National Museum, Prague

J. Kvaček and Straková (1997) used this name as validly published, although it was based solely on an illustration, because precise illustration itself can be considered to meet the requirements of valid publication (Art. 38.7, Art. 38.9).

***lanceolata***

holotype or syntypes missing

- 1825 *Columnaria lanceolata* SCHLOTH. ex STERNB., vol. I, 4, tent. p. 25  
○1820 *Palmacites lanceolatus* SCHLOTH., p. 394, nom. inval., Art. 13.1 (f)

Carboniferous/Permian; Germany, Wettin

***lanceolata***

- 1825 *Pecopteris lanceolata* STERNB., vol. I, 4, p. 41, tent. p. 18, **pl. 45, fig. 3** (non *Pecopteris lanceolata* FONTAINE et I.C. WHITE 1880, p. 79, nom. illeg., Art. 53.1)  
=1828a *Pecopteris cyathea* SCHLOTH. ex BRONGN., p. 56  
=1877 *Asterotheca cyathea* (SCHLOTH. ex BRONGN.) STUR, p. 187  
=1883 *Scolecopteris cyathea* (SCHLOTH. ex BRONGN.) STUR, p. 754  
1940 *Asterotheca cyathea* (SCHLOTH. ex BRONGN.) STUR; Němejc, p. 18  
1948 *Asterotheca cyathea* (SCHLOTH. ex BRONGN.) STUR; Němejc, p. 5, **pl. 2, fig. 1**  
1980b *Scolecopteris cyathea* (SCHLOTH. ex BRONGN.) STUR; Barthel, p. 277  
=1983 *Cyathocarpus cyatheus* (SCHLOTH. ex BRONGN.) MOSBRUGGER, p. 201

No E 133 holotype  
Pl. 27, fig. 6  
Polypodiopsida, Marattiidae  
simply pinnate pinna Sternberg's label  
impression Feistmantel's label  
Carboniferous/Lower Permian, Gzhelian/Asselian NCM 676  
Manebach Beds (Manebacher Schichten) leg. Goethe  
Germany, Manebach  
coll. National Museum, Prague

*Pecopteris lanceolata* STERNB. 1825 has priority over *Asterotheca cyathea* (SCHLOTH. ex BRONGN.) STUR 1877, if the two type specimens belong to the same species.

***lanceolatus***

- 1836 *Asterocarpus lanceolatus* STERNB. in Göppert, p. 382  
○1838 *Laccopteris elegans* C.PRESL in Sternberg, vol. II, 7/8, p. 115, **pl. 32, fig. 8a<sub>1,2,3</sub>, b, c**, nom. illeg., Art. 52.1  
≡1900 *Laccopteris lanceolata* (STERNB. in Göppert) WARD, p. 281, pl. 38, figs 2–4, nom. illeg., Art. 58.1  
≡1954 *Phlebopteris elegans* (C.PRESL in Sternberg) GOTHAN et WEYLAND, p. 97, comb. inval., Art. 41.5  
=1837a *Phlebopteris polypodioides* BRONGN., vol. I, 11, p. 372, pl. 83, fig. 1  
1936 “*Laccopteris elegans*” C.PRESL in Sternberg; Hirmer and Hörhammer, pp. 4, 6, **text-fig. 1, 1–4**  
1972 *Phlebopteris* sp. (“*Laccopteris elegans*” C.PRESL in Sternberg); Jung and Knobloch, p. 108

non vidimus syntype  
Polypodiopsida, Polypodiidae  
impression  
isolated shortly petiolate pinna  
Jurassic, Liassic  
Germany, Steinsdorf (“Steindorf”) near Bamberg coll. Münster  
coll. B. S. München, Germany

Type of the generic name *Laccopteris* C.PRESL in Sternberg 1838. A poorly preserved specimen determined by Jung and Knobloch (1972) only as *Phlebopteris* sp. Hirmer and Hörhammer (1936) did not even identify this taxon with the family Mattoniaceae. The illustration (C. Presl in Sternberg 1838, pl. 32, fig. 8) shows one slab bearing three pinnae of *Laccopteris elegans* and three undescribed pinnae. It is probable that the painter drew several isolated specimens on one slab. The specimen is poorly preserved and according to Jung and Knobloch (1972) not adequate to serve as a type of the generic name. Syntypes figured in pl. 32, fig. 8a<sub>2,3</sub> – unknown repository.

### *laricinum*

1820 *Lepidodendron laricinum* STERNB., vol. I, 1, p. 22, tent. p. 23, **pl. 11, figs 2** (E 4747), **3** (?E 5512), 4

≡1822 *Lychnophorites laricinum* (STERNB.) D.C.MART., p. 144

≡1825 *Lepidophloios laricinum* (STERNB.) STERNB., vol. I, 4, tent. p. 13

=1838 *Calamoxylon cycadeum* CORDA in Sternberg, vol. II, 7/8, p. 195, pl. 54, figs 8, 9

=1838 *Zamites cordae* C.PRESL in Sternberg, vol. II, 7/8, p. 196, pl. 55, figs 1–9

1964 *Lepidophloios laricinum* (STERNB.) STERNB.; Crookall, p. 307, pl. 74, figs 2–6, pl. 75, fig. 6, pl. 78, figs 1, 6, **text-figs 98** (E 4747), 100c (“*Lepidophloios laricinus*”)

1992 *Lepidophloios laricinum* (STERNB.) STERNB.; Z. Kvaček and J. Kvaček, p. 41, **pl. 1, fig. 2** (E 4747, LECTOTYPE of *Lepidodendron laricinum* STERNB. 1820, pl. 11, fig. 2)

No E 4747

Pl. 31

lectotype

Lycopodiopsida, Lepidocarpaceae  
surface of stem with leaf-cushions  
impression

Carboniferous, Moscovian

NCM 855

Kladno F., Radnice M.

coll. Sternberg

Bohemia, Vranovice near Radnice (“Wranowitz”)

coll. National Museum, Prague

No E 5512

Pl. 29, fig. 4

?syntype

Lycopodiopsida, Lepidocarpaceae  
surface of stem with leaf-cushions  
impression

Carboniferous, Moscovian

NCM 854

Kladno F., Radnice M.

coll. Sternberg

Bohemia, Radnice (“Radnitz”)

coll. National Museum, Prague

Type of the generic name *Lepidophloios* STERNB. 1825.

Syntype figured in fig. 4 – unknown repository.

### *laxa*

holotype missing

1823 *Sphenopteris laxa* STERNB., vol. I, 3, pp. 36, 39, **pl. 31, fig. 3** (non *Sphenopteris laxa* J.HALL 1843, p. 274, nom. illeg., Art. 53.1)

1825 *Sphenopteris laxa* STERNB., vol. I, 4, tent. p. 15 (“*Sphaenopteris*”)

≡1836 *Cheilanthites laxus* (STERNB.) GÖPP., p. 233

coll. Buckland

Carboniferous; United Kingdom, Jarrow near Newcastle upon Tyne (“*ad Yarrow in Durham*”)

### *laxus*

1833 *Caulerpites laxus* STERNB., vol. II, 5/6, p. 22, **pl. 8, fig. 2**

1994 *Chondrites* ichnosp.; Mikuláš and Straková, p. 144, **pl. 2, fig. 5**

No E 15  
Pl. 29, fig. 2 holotype  
trace fossil  
?Paleogene coll. Sternberg

Austria, Höflein near to Vienna (“Höflein nächst Wien” in Berichtigung – errata sheet)  
coll. National Museum, Prague

The name of the locality, Solnhofen (in text), does not correspond to the type of rock. (Indication of a plate and figure in Index tabularum refers to pl. 5, fig. 1, that is a mistake improved in errata sheet.)

*laxus* holotype missing

1833 *Chondrites laxus* STERNB., vol. II, 5/6, p. 27, **pl. 24, fig. 1**

≡1833 *Fucoides pendulinus* MÜNSTER in Sternberg, vol. II, 5/6, p. 27, nom. inval., Art. 36.1

Jurassic; Solnhofen, Germany  
[coll. BS München, Germany]

*lenticularis* holotype or syntypes missing

1838 *Carpolithes lenticularis* C.PRESL in Sternberg, vol. II, 7/8, p. 208, **pl. 58, fig. 14**, (“*Carpolites*”), nom. illeg., Art. 53.1  
(non *Carpolithes lenticularis* SCHLOTH. 1822, p. 99, pl. 21, fig. 12a, b)

Carboniferous; Bohemia, Chomle near Radnice (“*Chomle prope Radnitz*”)

J. Kvaček and Straková (1997) used this name as validly published, although it was based solely on an illustration, because precise illustration itself can be considered to meet the requirements of valid publication (Art. 38.7, Art. 38.9).

*lignitum*

1825 *Lycopodiolites lignitum* STERNB., vol. I, 4, tent. p. 8

≡1846 *Cunninghamia elegans* CORDA in Reuss, p. 93, pl. 49, figs 29–31, nom. illeg., Art. 52.1

≡1846 *Cunninghamia planifolia* CORDA in Reuss, p. 93, pl. 50, figs 1–3

≡1869 *Cunninghamites elegans* (CORDA in Reuss) HEER, p. 12, pl. 1, fig. 14, nom. illeg., Art. 52.1

≡1919 *Elatocladus elegans* (CORDA in Reuss) SEWARD, p. 435, fig. 805, nom. illeg., Art. 52.1

≡1926 *Kettneria elegans* (CORDA in Reuss) VELEN. et VÍNIKLÁŘ, pp. 11, 38, pl. 1, figs 12–15, pl. 3, fig. 6, nom. illeg., Art. 52.1

≡2000 *Cunninghamites lignitum* (STERNB.) J.KVAČEK, p. 132, **pl. 4, figs 1a–7**, pl. 5, figs 1–9, pl. 6, figs 1–3 (LECTOTYPE of *Lycopodiolites lignitum* STERNB., vol. I, 4, tent. p. 8)

No F 636 lectotype  
Pl. 69, fig. 5  
Pinopsida, Cupressales, Cupressaceae NCM 316  
fragment of leafy twig Feistmantel’s label  
compression/impression  
Cretaceous, Cenomanian, Peruc-Korycany Formation  
Bohemia, Mšené-lázně (“Msseno” – in label),  
surroundings of Litoměřice (“*circuli Litomericensis*”)  
coll. National Museum, Prague

There are two more specimens in the original Sternberg collection, however, they do not bear original labels, only numbers (NCM 320, 335) and inscription “Mseno”.

*lindackerianus*

1838 *Equisetites lindackerianus* C.PRESL in Sternberg, vol. II, 7/8, p. 107, **pl. 56, figs 1–8**

No E 71  
 Pl. 30, fig. 4 holotype  
 Equisetopsida, Equisetales  
 nodal area of stem  
 limonitized stem Feistmantel's label  
 ?Permian, ?Rotliegendes NCM 1078  
 ?Germany, unknown locality coll. Lindacker et Sternberg  
 coll. National Museum, Prague

### *lindleyana*

- 1838 *Alethopteris lindleyana* C.PRESL in Sternberg, vol. II, 7/8, p. 145  
 ○1833b *Pecopteris nervosa* BRONGN.; Lindley and Hutton, vol. II, p. 35, **pl. 94** (non *Pecopteris nervosa* BRONGN. 1834a, vol. I, 8, p. 294, pl. 94)  
 1988 *Mariopteris nervosa* (BRONGN.) ZEILLER; Neumann and Chatt-Ramsey, p. 37  
 No G01.98, non vidimus holotype  
 Pteridospermopsida, Medullosales  
 apical part of bipinnate leaf Hutton's No 278  
 compression/impression  
 Carboniferous, Moscovian  
 United Kingdom, Bensham in Newcastle upon Tyne ("ad Bensham Angliae") coll. Hutton  
 coll. Great North Museum: Hancock, Newcastle upon Tyne

### *lindleyana*

- 1833 *Neuropteris lindleyana* STERNB., vol. II, 5/6, p. 74  
 ○1832 *Neuropteris loshii* BRONGN.; Lindley and Hutton, vol. I, p. 134, **pl. 49** (non *Neuropteris loshii* BRONGN. 1831a, vol. I, 5, p. 242, pl. 72, fig. 1, pl. 73)  
 1988 *Neuropteris heterophylla* (BRONGN.) STERNB.; Neumann and Chatt-Ramsey, p. 30  
 No G01.79, non vidimus holotype  
 Pteridospermopsida  
 apical part of binnate leaf Hutton's No 253  
 compression/impression  
 Carboniferous, Moscovian  
 United Kingdom, Felling Colliery in Newcastle-upon-Tyne coll. Hutton  
 coll. Great North Museum: Hancock, Newcastle upon Tyne

### *lindleyana*

- 1833 *Odontopteris lindleyana* STERNB., vol. II, 5/6, p. 78  
 ○1832 *Odontopteris obtusa* BRONGN.; Lindley and Hutton, vol. I, p. 117, **pl. 40** (non *Odontopteris obtusa* BRONGN. 1831b, vol. I, 6, p. 255, pl. 78, figs 3, 4)  
 =1827 *Neuropteris scheuchzerii* FR.HOFFM., p. 157  
 1959 *Neuropteris scheuchzerii* FR.HOFFM.; Crookall, pp. 85, 178, **pl. 57, fig. 5**  
 No E. 209, non vidimus syntype  
 Pteridospermopsida  
 apical part of simply pinnate leaf  
 Carboniferous, Moscovian/Moscovian  
 United Kingdom, Leebotwood near Shrewsbury ("ad Leebotwood Angliae") coll. Buckland  
 coll. Oxford University Museum of Natural History

*lindleyana*

syntypes missing

- 1838 *Pecopteris lindleyana* C.PRESL in Sternberg, vol. II, 7/8, p. 153, nom. illeg., Art. 52.1  
≡1834 *Neuropteris arguta* LINDL. et HUTTON, vol. II, p. 67, pl. 105

- ≡1865 *Pteris lindleyana* (C.PRESL in Sternberg) ETTINGSH., p. 114, nom. illeg., Art. 52.1  
≡1864 *Pecopteris arguta* (LINDL. et HUTTON) LECK., p. 79, pl. 10  
≡1900a *Coniopteris arguta* (LINDL. et HUTTON) SEWARD, p. 115, pl. 16, fig. 3, 3a, pl. 17, figs 4, 5, text-fig. 16  
≡1947 *Cladophlebis arguta* (LINDL. et HUTTON) FRENG., p. 15, text-fig. 1a  
≡1961 *Kylikipteris arguta* (LINDL. et HUTTON) T.M.HARRIS, p. 66, text-figs 59–61

Jurassic; United Kingdom, Gristhorpe Bay near Scarborough

*Neuropteris arguta* is type of the generic name *Kylikipteris* T.M.HARRIS 1961.

*lindleyana*

- 1838 *Sagenaria lindleyana* C.PRESL in Sternberg, vol. II, 7/8, p. 179  
○1832 *Lepidodendron obovatum* STERNB.; Lindley and Hutton, vol. I, p. 19 bis [63] (pp. 19 bis [63] and 64 were inserted between pp. 110 and 111), **pl. 19bis** (non *Lepidodendron obovatum* STERNB. 1820, vol. I, 1, pp. 20, 23, pl. 6, fig. 1, pl. 8, fig. 1A<sub>a,b</sub>)  
≡1845 *Lepidodendron lindleyanum* (C.PRESL in Sternberg) UNGER, p. 130  
~1964 ***Lepidodendron aculeatum*** STERNB.; Crookall, p. 233, pl. 60, fig. 6, text-fig. 77A  
~1988 *Lepidodendron aculeatum* STERNB.; Neuman and Chatt-Ramsey, p. 26

No G02. 60, non vidimus holotype

Lycopodiopsida, Lepidocarpaceae  
surface of stem with leaf-cushions  
impression

Carboniferous, Moscovian

United Kingdom, Jarrow Colliery between Jarrow and Monkton Village, near to Newcastle upon Tyne (“*Jarrow Colliery prope Bensham Angliae*”)

coll. Lindley and Hutton

coll. Great North Museum: Hancock, Newcastle upon Tyne

*lindleyanum*

syntypes missing

- 1838 *Ulodendron lindleyanum* C.PRESL in Sternberg, vol. II, 7/8, p. 185, pl. 45, fig. 4  
○1833b *Bothrodendron punctatum* LINDL. et HUTTON, vol. II, p. [1] pro parte, pl. 80 (non pl. 81)

2009 ***Bothrodendron punctatum*** LINDL. et HUTTON; Thomas et al., p. 6, figs 1–3

Carboniferous; United Kingdom, Jarrow Colliery between Jarrow and Monkton Village, near to Newcastle upon Tyne (“*Jarrow Colliery Angliae*”)

*lindleyi*

syntypes missing

- 1833 *Calamites lindleyi* STERNB., vol. II, 5/6, p. 48  
○1832 *Calamites mougeotii* BRONGN.; Lindley and Hutton, vol. II, p. 71, pl. 22 (non *Calamites mougeotii* BRONGN. 1829, vol. I, 3, p. 137, pl. 25, figs 4, 5)

Carboniferous; United Kingdom, Edinburgh (“*ad Edinburg Scotiae*”)

*linearis*

- 1825 *Cycadites linearis* STERNB., vol. I, 4, p. 42, tent. p. 33, **pl. 50, fig. 3**  
≡1825 *Nilssonia brevis* BRONGN., p. 218, pl. 12, fig. 4

1909 *Nilssonia brevis* BRONGN.; Nathorst, p. 12, pl. 1, figs 2–35, pl. 2, figs 1–24, pl. 3, figs 1–8, pl. 4, pl. 5, figs 1–3, 8, pl. 6, figs 14–22, pl. 7, figs 1–15, pl. 8, figs 1–11

No E 165  
Pl. 27, fig. 4 holotype  
Cycadopsida, Cycadales  
fragment of leaf  
impression  
Triassic, Rhaetian NCM 55  
Sweden, Höör (“Hoer”) leg. Nilsson  
coll. National Museum, Prague

Second original specimen (No K 209) with an original label stating *Cycadites linearis* ? cannot be assigned to the type collection because of the question mark documenting Sternberg’s hesitation about its assignment to the above mentioned taxon. Additionally, there is serious doubt about its systematic affinity due to its overall morphological difference from the holotype. The specimen shows parallel ribbed axis.

### *linearis*

1825 *Sphenopteris linearis* STERNB., vol. I, 4, p. 40, tent. p. 15, **pl. 42, fig. 4**

≡1836 *Cheilanthes linearis* (STERNB.) GÖPP., p. 232, pl. 15, fig. 1

1938b *Schizopteris* sp. indet.; Němejc, p. 14, **pl. 2, fig. 1**

No E 132  
Pl. 33, fig. 2 holotype  
Polypodiopsida  
part of aphlebia Sternberg’s label  
impression/compression  
Carboniferous, Moscovian NCM 642  
Kladno F., Radnice M. coll. Sternberg  
Bohemia, Svinná (“Swina”)  
coll. National Museum, Prague

### *lobatus* holotype missing

1823 *Phyllites lobatus* STERNB., vol. I, 3, pp. 37, 39, **pl. 35, fig. 2**

≡1838 *Acer tricuspidatum* A. BARUN in Bronn, p. 865, pl. 35, figs 10 a, b

Neogene, Miocene; Bohemia, Bílina (“aus Biliner Braunkohlenwerken.. auf grauem Shieferthon, aus dem Schaft”)

Kotlaba (1962) and Bůžek (in Kotlaba 1962) pointed out that it would not be possible to transfer it simply to *Acer*, because the name *Acer lobatum* (PAX) DALLA TORRE et SARNTH. 1909 already exists.

### *lonchitica* (“lonchitidis”)

1825 *Alethopteris lonchitica* SCHLOTH. ex STERNB., vol. I, 4, tent. p. 21 (“lonchitidis”), orth. var., Art. 61.5

○1804 sine nomine; Schlotheim, p. 55, **pl. 11, figs 22 right** ( $\pi$  153 one side of slab, LECTOTYPE of *Alethopteris lonchitica* SCHLOTH. ex STERNB. 1825), **22left** ( $\pi$  153 opposite side of slab)

○1820 *Filicites lonchiticus* SCHLOTH., p. 411, nom. inval., Art. 13.1 (f)

≡1828a *Pecopteris lonchitica* (SCHLOTH. ex STERNB.) BRONGN., p. 57

≡1832 *Filicites lonchiticus* SCHLOTH., p. 7, **pl. 11, fig. 22**, nom. illeg., Art. 52.1

1833a *Pecopteris lonchitica* (SCHLOTH. ex STERNB.) BRONGN.; Brongniart, vol. I, 7, p. 275, pl. 84, figs 1–7

1997 *Alethopteris lonchitica* SCHLOTH. ex STERNB.; Kvaček and Starková, p. 97 (LECTOTYPE)

2008 *Alethopteris lonchitica* SCHLOTH. ex STERNB.; Wagner and Álvarez-Vázquez, p. 163

No MB2005/1279 ( $\pi$  153) one side of hand specimen lectotype  
Pteridospermopsida, Medullosales  
apical part of simply pinnate leaf

compression  
Carboniferous, Moscovian  
Germany, Saarbrücken coll. Schlotheim  
coll. Museum für Naturkunde, Berlin

No MB2005/1279 ( $\pi$  153) opposite side of hand specimen syntype  
Pteridospermopsida, Medullosales  
apical parts of several simply pinnate leaves  
compressions  
Carboniferous, Moscovian  
Germany, Saarbrücken coll. Schlotheim  
coll. Museum für Naturkunde, Berlin

Type of the generic name *Alethopteris* STERNB. 1825. The illustration by Schlotheim (1804, pl. 11, fig. 2) shows leaves preserved on both sides of the slab.

### *longifolia*

- 1836 *Alethopteris longifolia* STERNB. in Göppert, p. 308  
○1838 *Pecopteris longifolia* (STERNB. in Göppert) C.PRESL in Sternberg, vol. II, 7/8, p. 155, pl. 36, fig. 1, nom. illeg., Art. 53.1  
(non *Pecopteris longifolia* BRONGN. 1833a, vol. I, 7, p. 273, pl. 83, fig. 2)  
≡1838 *Pecopteris elongata* C.PRESL in Sternberg, vol. II, 7/8, p. 220, nom. nov. (“*longifolia*”) correction in Errata  
≡1883 *Desmopteris elongata* (C.PRESL in Sternberg) STUR, p. 702, nom. illeg., Art. 52.1  
1877 *Pecopteris (Oligocarpia) elongata* C.PRESL in Sternberg; Stur, p. 294 (188)  
≡1885 *Desmopteris longifolia* (STERNB. in Göppert) STUR, p. 180  
1904 *Desmopteris longifolia* (STERNB. in Göppert) STUR; Potonié, vol. II, No 27, p.1

E 1504, E 4752, E 4905–07 syntypes  
Pl. 69, figs 3 (E 1504), 4 (E 4752); Pl. 70, figs 1 (E 4905), 2 (E 4907), 4 (E 4906)  
Polypodiopsida, Zygopteridales  
fragments of simply pinnate leaves  
impressions E 1504: NCM 759, E 4752: NCM 599, E 4906: NCM 600,  
E 4907: NCM 693  
Carboniferous, Moscovian  
Bohemia, Břasy u Radnic (“Radnitz”)  
coll. National Museum, Prague

Sternberg’s original number and Feistmantel’s label of the figured specimen are in the collection of the National Museum Prague, but the figured specimen is presently missing.

### *longifolia*

- 1825 *Brukmannia longifolia* STERNB., vol. I, 4, p. 45, tent. p. 29, pl. 58, fig. 1  
≡1828a *Asterophyllites longifolius* (STERNB.) BRONGN., pp. 159, 176  
~1825 *Brukmannia rigida* STERNB., vol. I, 4, tent. p. 29, pl. 19, fig. 1  
1969 *Asterophyllites longifolius* (STERNB.) BRONGN.; Crookall, p. 704, pl. 150, fig. 2, text-fig. 205  
2017 *Asterophyllites longifolius* (STERNB.) BRONGN.; Álvarez-Vázquez and Wagner, p. 50, figs 18, 19

No E 51  
Pl. 35, fig. 1 holotype  
Equisetopsida, Calamostachyales  
branch bearing whorls of leaves  
impression  
Carboniferous, Moscovian leg. Graser  
Germany, Eschweiler near Aachen  
coll. National Museum, Prague



**longirameus**

holotype missing

1838 *Caulerpites longirameus* C.PRESL in Sternberg, vol. II, 7/8, p. 103, **pl. 29, fig. 3**

Jurassic; Germany, Solnhofen  
[coll. B. S. München, Germany]

**lycopodioides**

1821 *Lepidodendron lycopodioides* STERNB., vol. I, 2, p. 26, tent. p. 31, **pl. 16, figs 1, 2** (E 4743), 4

≡1825 *Lycopodiolites elegans* STERNB., vol. I, 4, tent. p. 8, nom. illeg., Art. 52.1

=1821 *Lepidodendron selaginoides* STERNB., vol. I, 2, p. 26, tent. p. 31, pl. 16, fig. 3, pl. 17, fig. 1

1947 *Lepidodendron selaginoides* STERNB.; Němejc, p. 72, **pl. 2, fig. 6** (E 4743, lower part of hand specimen), **pl. 3, fig. 2**  
(E 4743)

≡2018 *Bergeria lycopodioides* (STERNB.) ÁLVAREZ-VÁZQUEZ et al., p. 24

No E 4743

Pl. 32

syntype

Lycopodiopsida, Lepidocarpaceae  
surface of branched stem with leaf-cushions  
impression/compression

Carboniferous, Moscovian

Kladno F., Radnice M.

coll. Sternberg

Bohemia, Svinná ("Swina")

coll. National Museum, Prague

Syntypes figured in figs 1, 4 – unknown repository.

**macroporus**

1825 *Palmacites macroporus* STERNB., vol. I, 4, tent. p. 34, nom. nud., nom. inval., Art. 32.1

?=1832 *Psaronius asterolithus* COTTA, p. 30

unknown stratigraphy and locality

**majus**

1838 *Megaphytum majus* C.PRESL in Sternberg, vol. II, 7/8, p. 187, **pl. 46, fig. 1**

No K 336

Pl. 34

holotype

Polypodiopsida

surface of stem with four large scars

impression/compression

Feistmantel's label

Carboniferous, Serpukhovian

NCM 871

coll. Sternberg

Poland, Walbrzych ("Waldenburg")

coll. National Museum, Prague

**mannebachense**

1838 *Lepidodendron mannebachense* STERNB., vol. II, 7/8, p. 177, **pl. 68, fig. 2**

1970 *Lepidodendron mannebachense* STERNB.; Thomas, p. 157, **pl. 30, fig. 4**, pl. 32, **text-fig. 7a**

No E 97

Pl. 33, fig. 6 holotype  
 Lycopodiopsida, Lepidocarpaceae  
 leaf-cushions forming surface of partly disintegrated stem  
 impression Feistmantel's label  
 Carboniferous/Lower Permian, Gzhelian/Asselian NCM 823  
 Manebach Beds (Manebacher Schichten) coll. Sternberg  
 Germany, Manebach ("Mannebach")  
 coll. National Museum, Prague

The specimen is broken and glued together from several parts.

**marantacea** holotype missing

- 1838 *Taeniopteris marantacea* C.PRESL in Sternberg, vol. II, 7/8, p. 139, nom. cons. (Zijlstra et al. 2010)  
 =1827 *Marantoidea arenacea* G.JÄGER, p. 37, *pl.* 5, *fig.* 5, nom. illeg., Art. 52.1  
 =1836 *Aspidites schuebleri* GÖPP., p. 351, nom. illeg., Art. 52.1  
 =1856 *Stangerites marantacea* (C.PRESL in Sternberg) BORNEM., p. 60  
 =1859 *Thaumatopteris marantacea* (C.PRESL in Sternberg) SCHENK, p. 196, pl. 4, figs 1, 2  
 =1864 *Danaeopsis marantacea* (C.PRESL in Sternberg) HEER, p. 54, comb. inval., not meeting Art. 35.1  
 =1869 *Danaeopsis marantacea* (C.PRESL in Sternberg) HEER ex SCHIMP., vol. I, p. 614, pl. 37, figs 1–3, nom. cons.  
 =1900 *Pseudodanaeopsis marantacea* (C.PRESL in Sternberg) KRASSER, pp. 17, 37  
 =1985 *Danaeopsis arenacea* (G.JÄGER) CSAKI et URLICHS, p. 9, nom. illeg., Art. 52.1  
 2001 *Marantoidea arenacea* G.JÄGER; Webb, p. 216  
 2010 *Danaeopsis marantacea* (C.PRESL in Sternberg) SCHIMP.; Zijlstra et al., p. 1904, nom. cons.  
 2011 *Danaeopsis marantacea* (C.PRESL in Sternberg) SCHIMP.; Kustatscher and van Konijnenburg-van Cittert, p. 216, figs 3A–F, 12C, nom. cons.  
 2012 *Danaeopsis marantacea* (C.PRESL in Sternberg) SCHIMP.; Kustatscher, Kelber, van Konijnenburg-van Cittert, p. 36, fig. 1, fig. 2.2, pl. 2, fig. 1, pl. 2, figs 2–3 (NEOTYPE: NMB B726), pl. 2, figs 4–7, pl. 3, fig. 2, nom. cons.

No NMB B726, non vidimus neotype  
 Polypodiopsida, Maratiales  
 fertile pinna fragment  
 compression/impression  
 Triassic, Carnian  
 Switzerland, Basel, Neue Welt coll. Heer  
 coll. Natural History Museum, Basel

Original material: Triassic, Karnian; Germany, Gaildorf near Heilbronn ("Hailbronn")  
 coll. Staatliches Museum für Naturkunde, Stuttgart – Paläobotanik, damaged in 1944

Type of the generic name *Marantoidea* G.JÄGER 1827, nom. rej. (Zijlstra et al. 2010, Herendeen 2011). Conservation should also be applied against *Aspidites schuebleri* GÖPP. 1836.

**marginata**

- 1838 *Bergeria marginata* C.PRESL in Sternberg, vol. II, 7/8, p. 184, **pl. 68, fig. 16**  
 =1838 *Bergeria acuta* C.PRESL in Sternberg, vol. II, 7/8, p. 184, pl. 48, fig. 1a  
 =1911 *Lepidodendron acutum* (C.PRESL in Sternberg) KIDST., p. 146  
 1947 *Lepidodendron acutum* (C.PRESL in Sternberg) KIDST; Němejč, p. 66  
 =2014 *Bergeria dilatata* (LINDL. et HUTTON) ÁLVAREZ-VÁZQUEZ et al., p. 201, figs 13, 14a–h, 16g–h

No E 104  
 Pl. 33, fig. 5 holotype  
 Lycopodiopsida, Lepidocarpaceae  
 surface of stem with leaf-cushions  
 impression Feistmantel's label  
 Carboniferous, Moscovian  
 Kladno F., Nýřany M. coll. Sternberg  
 Bohemia, Plassy ("Plass")

coll. National Museum, Prague

*Bergeria marginata* C.PRESL in Sternberg has priority over *Bergeria dilatata* (LINDL. et HUTTON) Álvarez-Vázquez et al., unless the letter is conserved.

### *marsiliaefolia*

1821 *Rotularia marsiliaefolia* STERNB., vol. I, 2, pp. 30, 33

○1804 sine nomine; Schlotheim, p. 57, pl. 2, fig. 24

○1820 *Palmacites verticillatus* SCHLOTH., p. 396, nom. inval., Art. 13.1 (f)

≡1828a *Sphenophyllum schlotheimii* BRONGN., p. 68, nom. illeg., Art. 52.1

≡1832 *Palmacites verticillatus* SCHLOTH., p. 5, pl. 2, fig. 24, nom. illeg., Art. 52.1

≡1885 *Sphenophyllum verticillatum* (SCHLOTH.) ZEILLER, p. 140, nom. illeg., Art. 52.1

≡1977 *Sphenophyllum marsiliaefolium* (STERNB.) BATENBURG, p. 85

No K 375

syntype

Pl. 70, fig. 3

Equisetopsida, Bowmaniales

axis with three whorls of leaves

compression

NCM 1228

Carboniferous/Permian, Gzhelian/Asselian

leg. Schlotheim

Germany, Wettin (on label)

coll. National Museum, Prague

Type of the generic name *Rotularia* STERNB. 1821, nom. rej. Text in Schlotheim (1820) mentions two localities (Gotha and Wettin) and five specimens available for study (“in der ähernen Cammer, im Gothaischen und von Wettin. (5 Ex.)”). Storch (1980) revising *Sphenophyllum verticillatum* found four specimens of *S. verticillatum* in Schlotheim’s collection, but only one from the type locality.

*Rotularia marsiliaefolia* STERNB. 1821 has priority over *Sphenophyllum schlotheimii* BRONGN. 1828a and *Palmacites verticillatus* SCHLOTH. 1832, unless one of the latter names is conserved.

### *martini*

syntypes missing

1833 *Neuropteris martini* STERNB., vol. II, 5/6, p. 77

○1809 *Phytolithus* sp.; Martin, p. [32], pl. 19, figs 1–3 (“*Phytolithus*”)

Carboniferous; United Kingdom, Chesterfield and Alfreton near Nottingham

### *meifolia*

1833 *Sphenopteris meifolia* STERNB., vol. II, 5/6, p. 56, pl. 20, figs 5a, b

=?1885 *Haplopteris schatzlarensis* STUR, p. 58, pl. 40, figs 1–2

=?1888b *Crossothea schatzlarensis* (STUR) KIDST., p. 516

1997 *Crossothea schatzlarensis* (STUR) KIDST.; Němejč in J. Kvaček and Straková, p. 100, pl. 35, fig. 5 herein *Zeilleria* sp.

No E 145

Pl. 35, fig. 5

holotype

Polypodiopsida

terminal part of tripinnate leaf

compression

Carboniferous, Moscovian

NCM 635

Kladno F., Radnice M.

coll. Sternberg

Bohemia, Radnice (“Radnitz”)

coll. National Museum, Prague

*Sphenopteris meifolia* STERNB. 1833 has priority over *Haplopteris schatzlarensis* STUR, if the two type specimens belong to the same species.

*melocactoides*

holotype missing

1825 *Stigmaria melocactoides* STERNB., vol. I, 4, tent. p. 38

Carboniferous; Germany, Saarbrücken  
coll. Stumm

*mertensii*

holotype missing

1833 *Encoelites mertensii* STERNB., vol. II, 5/6, p. 33, pl. 3, fig. 2

Jurassic; Germany, Solnhofen

Type of the generic name *Encoelites* STERNB. 1833.

*microphylla*

holotype missing

1838 *Pecopteris microphylla* C.PRESL in Sternberg, vol. II, 7/8, p. 162, pl. 33, fig. 7a, b, nom. illeg., Art. 53.1 (non *Pecopteris microphylla* BRONGN. 1836, p. 340; non *Pecopteris microphylla* CORSIN 1951, nom. illeg., Art. 53.1)

≡1865 *Polypodium microphyllum* (C.PRESL in Sternberg) ETTINGSH., p. 65 (non *Polypodium microphyllum* BAKER 1897, nom. illeg., Art. 53.1)

Jurassic, Liassic; Germany, Reundorf (“Reindorf”) near Bamberg  
[coll. B. S. München, Germany]

*microphyllus*

1825b *Myriophyllites microphyllus* STERNB. ex J.F.KRÜGER, p. 65, nom. illeg., Art. 52.1

○1823 *Myriophyllites microphyllus* STERNB., vol. I, 3, p. 37, tent. p. 39, pl. 35, fig. 3, nom. inval., Art. 35.1

≡1825 *Bechera ceratophylloides* STERNB., vol. I, 4, tent. p. 30

≡1855 *Sphenophyllum microphyllum* (STERNB. ex J.F.KRÜGER) GEINITZ, p. 13, pl. 15, fig. 5, nom. illeg., Art. 52.1

=1821 *Rotularia cuneifolia* STERNB., vol. I, 2, p. 33, pl. 26, fig. 4a

=1879 *Sphenophyllum cuneifolium* (STERNB.) ZEILLER, p. 30

1966 ***Sphenophyllum cuneifolium*** (STERNB.) ZEILLER; Storch, p. 273, text-fig. 21

1969 *Sphenophyllum cuneifolium* (STERNB.) ZEILLER; Crookall, p. 579, pl. 107, fig. 5, pl. 109, figs 3, 4, 13, 14, text-figs 160–162, 163A, 171A

No E 41a, b

Pl. 37, fig. 2 (E 41a)

holotype

Equisetopsida, Bowmaniales

branched stem bearing whorled leaves

impression

Feistmantel’s label

Carboniferous, Moscovian

NCM 1139, 1140

Kladno F., Radnice M.

coll. Sternberg

Bohemia, Svinná (“Swina”)

part and counterpart

coll. National Museum, Prague

Type of the generic name *Bechera* STERNB. 1825.

*microporus*

1825 *Palmacites microporus* STERNB., vol. I, 4, tent. p. 34, nom. inval., Art. 32.1

?=1832 *Psaronius helmintholithus* COTTA, p. 31

unknown stratigraphy and locality

**microstachys**

syntypes missing

1838 *Pinites microstachys* C.PRESL in Sternberg, vol. II, 7/8, p. 201, pl. 33, fig. 12

≡1994 *Schmeissneria microstachys* (C.PRESL in Sternberg) M.KIRCHN. et VAN KONIJNENB., p. 209, pls 1–3, pl. 4, fig. 1, text-fig. 1  
 =1867 *Stachyopitys preslii* SCHENK, p. 185 pro parte, pl. 44, figs 11, 12 (non pl. 33, figs 9, 10)

Jurassic, Liassic; Germany, Reundorf (“Reindorf”) near Bamberg  
 [coll. B. S. München, Germany]

Type of the generic name *Schmeissneria* M.KIRCHN. et VAN KONIJNENB. 1994.**minimus**1825 *Carpolithes minimus* STERNB., vol. I, 4, tent. p. 41 (“*Carpolites*”) (non *Carpolithes minimus* HEER 1870, p. 73, nom. illeg., Art. 53.1)

○1820 sine nomine; Sternberg, vol. I, 1, pl. 7, fig. 3

≡1976 *Cordaicarpus minimus* (STERNB.) CROOKALL, p. 928, pl. 164, fig. 14

No E 1196

Pl. 33, fig. 4

holotype

Pinopsida, Cordaianthales

detached oval seed

impression

Carboniferous, Moscovian

NCM 1340

Kladno F., Radnice M.

coll. Sternberg

Bohemia, Radnice (“Radnitz”)

coll. National Museum, Prague

J. Kvaček and Straková (1997) used this name as validly published, although it was based solely on an illustration, because precise illustration itself can be considered to meet the requirements of valid publication (Art. 38.7, Art. 38.9).

**minor**

syntypes missing

1845 *Juglandites minor* C.PRESL ex UNGER, p. 241○1838 *Juglandites minor* C.PRESL in Sternberg, vol. II, 7/8, p. 207, pl. 58, figs 3–6, nom. inval., Art. 35.11852 *Juglandites minor* C.PRESL ex UNGER; Massalongo, p. 463≡1890 *Carya minor* (C.PRESL ex UNGER) SCHIMP. et SCHENK, p. 447

Tertiary; Bohemia, Strany (“Stran”) near Žatec

The generic name *Juglandites* STERNB. was first validly published by Endlicher (*Juglandites* STERNB. ex ENDL. 1840, p. 1127, nom. illeg., Art. 53.1). The name *Juglandites* was at that time already used by Berger (1832, p. 29) for the leaf impression (fern *Juglandites castaneaefolius* H.BERGER = *Clathropteris* sp. indet.) from the Jurassic of Germany.

**minuta**

syntypes missing

1838 *Bergeria minuta* C.PRESL in Sternberg, vol. II, 7/8, p. 184, pl. 49, figs 2a, b, 3≡1867 *Cunninghamites sternbergii* ETTINGSH., p. 246, pl. 1, figs 4–6, nom. illeg., Art. 52.11892 *Sequoia reichanbachii* GEINITZ; Engelhardt, p. 912012 cf. *Cunninghamites oxycedrus* C.PRESL in Sternberg; Bosma et al., p. 22

Cretaceous, Cenomanian; Germany, Niederschöna (“Shoena”)

The figured specimens probably represent leafless twigs of the conifer *Cunninghamites oxycedrus* C.PRESL in Sternberg.

## *minuta*

1838 *Steinhauera minuta* C.PRESL in Sternberg, vol. II, 7/8, p. 202, **pl. 57, figs 7, 8** (E 187), **9–10** (E 190), **11–12** (E 191), **13–15** (E 192)

1997 *Alnus* sp.; Z. Kvaček in J. Kvaček and Straková, p. 102, **pl. 36, fig. 3**

No E 187  
Pl. 36, fig. 3 syntype  
Magnoliopsida, Fagales, Betulaceae  
globular infructescence  
impression NCM 107  
Paleogene, Oligocene coll. Sternberg  
volcanic complex above the coal-seam Josef in the Sokolov Basin  
Bohemia, Počerny near Karlovy Vary  
coll. National Museum, Prague

No E 190  
Pl. 36, fig. 4 syntype  
Magnoliopsida, Fagales, Betulaceae  
globular infructescence  
impression NCM 105  
Paleogene, Oligocene coll. Sternberg  
volcanic complex above the coal-seam Josef in the Sokolov Basin  
Bohemia, Počerny near Karlovy Vary  
coll. National Museum, Prague

No E 191  
Pl. 36, fig. 2 syntype  
Magnoliopsida, Fagales, Betulaceae  
globular infructescence  
impression NCM 111  
Paleogene, Oligocene coll. Sternberg  
volcanic complex above the coal-seam Josef in the Sokolov Basin  
Bohemia, Počerny near Karlovy Vary  
coll. National Museum, Prague

No E 192  
Pl. 36, fig. 1 syntype  
Magnoliopsida, Fagales, Betulaceae  
globular infructescence  
impression NCM 106  
Paleogene, Oligocene coll. Sternberg  
volcanic complex above the coal-seam Josef in the Sokolov Basin  
Bohemia, Počerny near Karlovy Vary  
coll. National Museum, Prague

The locality stated in the original text is Peruc (“Peruz”), but Peruc is a strictly fluvial sedimentary locality (sandstone, claystone), and the mineral type of the specimens (volcanic tuff) does not match that.

## *minutulus*

1825 *Carpolithes minutulus* STERNB., vol. I, 4, p. 44, tent. p. 41, **pl. 53, fig. 8** (“*Carpolites*”)

≡1949 *Symplocos minutula* (STERNB.) KIRCHH., p. 16, pl. 1, fig. 6, pl. 2, fig. 16

1992 *Symplocos minutula* (STERNB.) KIRCHH.; Z. Kvaček and J. Kvaček, p. 41, **pl. 4, fig. 3**

No E 183  
Pl. 35, fig. 4 syntypes  
Magnoliopsida, Ebenales, Symplocaceae  
numerous carbonized endocarps

compressions  
Neogene, Miocene coll. Sternberg  
Germany, Salzhausen near Nidda, region Wetterau  
coll. National Museum, Prague

It is difficult to determine which endocarp was figured by Sternberg due to the similarity of the specimens.  
J. Kvaček and Straková (1997) used this name as validly published, although it was based solely on an illustration, because precise illustration itself can be considered to meet the requirements of valid publication (Art. 38.7, Art. 38.9).

### *minutum*

1838 *Ulodendron minutum* C.PRESL in Sternberg, vol. II, 7/8, p. 186, nom. illeg., Art. 52.1  
≡1833a *Sigillaria monostachya* LINDL. et HUTTON, vol. I, p. 203, **pl. 72**

1988 *Sigillaria* sp.; Newman and Chatt-Ramsey, p. 33

No G02. 37, non vidimus holotype  
Lycopodiopsida, Lepidocarpaceae  
part of stem with scars arranged in single row  
impression  
Carboniferous, Moscovian  
United Kingdom, Cramlington coll. De Cardonnel Lawson  
coll. Great North Museum: Hancock, Newcastle upon Tyne

### *mirabilis*

1833 *Equisetites mirabilis* STERNB., vol. II, 5/6, p. 45, **pl. 1, fig. 1a** (E 52a; LECTOTYPE), **b** (E 52b)

≡1877 *Eleutherophyllum mirabile* (STERNB.) STUR, p. 65(171), **pl. 1, figs 1** (E 52a), **2** (E 52b), **3** (E 52c), **4** (E 52d), 5–7  
1963 *Eleutherophyllum mirabile* (STERNB.) STUR; Němejc, p. 160, pl. 7, figs 5, 6, **pl. 8, figs 1, 2** (E 52a)  
1980 *Eleutherophyllum mirabile* (STERNB.) STUR; Sagan, p. 10, pls 1–8  
1997 *Eleutherophyllum mirabile* (STERNB.) STUR; J. Kvaček and Straková, p. 104, **pl. 35, figs 2a** (LECTOTYPE), **2b**

No E 52a  
Pl. 35, fig. 2a lectotype  
Lycopodiopsida, Protolpidodendrales, Elleutherophyllaceae  
part of stem covered by leaf-cushions (positive)  
impression/compression  
Carboniferous, Serpukhovian NCM 1045  
coll. Sternberg  
Poland, Walbrzych (“Waldenburg”), Friedrich-Wilhelms gallery  
coll. National Museum, Prague

No E 52b  
Pl. 35, fig. 2b syntype  
Lycopodiopsida, Protolpidodendrales, Elleutherophyllaceae  
part of broken stem covered by leaf-cushions (negative)  
impression  
Carboniferous, Serpukhovian NCM 1045  
coll. Sternberg  
Poland, Walbrzych (“Waldenburg”), Friedrich-Wilhelms gallery  
coll. National Museum, Prague

Type of the generic name *Eleutherophyllum* STUR 1877. The lectotype and all syntypes are situated on the same hand specimen. There are seven additional unfigured syntypes on the same slab.

### *moniliformis*

holotype missing

1838 *Equisetites moniliformis* C.PRESL in Sternberg, vol. II, 7/8, p. 106, **pl. 32, figs 12a<sub>1</sub>, 12b** (ink drawing)

- =1833 *Equisetites muensteri* STERNB., vol. II, 5/6, 43, pl. 16, figs 1–5  
 =1869 *Equisetum muensteri* (STERNB.) SCHIMP. vol. I, p. 269, pl. 8, figs 3–7  
 1908 *Equisetites muensteri* STERNB.; Halle, p. 18

Jurassic, Liassic; Germany, Höfl (“Hoeffl”) near Bamberg

***morchellaeformis***

holotype missing

- 1823 *Carpolithes morchellaeformis* STERNB., vol. I, 3, pp. 37, 39, pl. 37, fig. 3 (non *Carpolithes morchellaeformis* STERNB. 1825, vol. I, 4, tent. p. 41, nom. illeg., Art. 53.1)

- =?1823 *Carpolithes diospyriformis* STERNB., vol. I, 3, pp. 37, 39, pl. 37, fig. 6  
 ?2003 *Carpolithes diospyriformis* STERNB.; Cleal and Rees, p. 788

Jurassic, Middle Jurassic, Bathonian; United Kingdom, Stonesfield

The description of the taxon by Sternberg (1823) is quite short – an unknown nut (“Eine unbekante Nuss”). However, in our opinion, in combination with a clear illustration, the name still can be considered validly published.

***morchellaeformis***

- 1825 *Carpolithes morchellaeformis* STERNB., vol. I, 4, tent. p. 41, nom. illeg., Art. 53.1 (non *Carpolithes morchellaeformis* STERNB. 1823, vol. I, 3, pp. 37, 39, pl. 37, fig. 3)  
 ○1820 sine nomine; Sternberg, vol. I, 1, **pl. 7, fig. 5**

Nos E 1199, E 1200	
Pl. 35, fig. 3 (E 1199)	holotype
detached oval seed	Sternberg’s label
impression – cast	Feistmantel’s label
Carboniferous, Moscovian	NCM 1358
Kladno F., Radnice M.	coll. Sternberg
Bohemia, Radnice (“Radnitz”)	
part and counterpart	
coll. National Museum, Prague	

***mucronata***

- 1838 *Pecopteris mucronata* C.PRESL in Sternberg, vol. II, 7/8, p. 159 (non *Pecopteris mucronata* DURANTE 1971, p. 108, nom. illeg., Art.53.1)  
 ○1821 sine nomine; Sternberg, vol. I, 2, p. 30, **pl. 26, fig. 6**

- ≡1869 *Cyatheetes mucronatus* (C.PRESL in Sternberg) FEISTMANTEL, p. 75  
 =1838 *Pecopteris radnicensis* C.PRESL in Sternberg, vol. II, 7/8, p. 161, pl. 58, fig. 1  
 =1825 *Filicites plumosus* ARTIS, p. 17, pl. 17  
 =1827a *Pecopteris plumosa* (ARTIS) STERNB., p. 137  
 1836 *Pecopteris plumosa* (ARTIS) STERNB.; Brongniart, vol. 1, p. 348, pls 121, 122  
 1838 *Pecopteris plumosa* (ARTIS) STERNB.; C. Presl in Sternberg, vol. II, 7/8, p. 161  
 =1886 *Dactylothea plumosa* (ARTIS) KIDST., pp. 128, 259  
 =1877 *Senftenbergia plumosa* (ARTIS) STUR, p. 187 (293)  
 1940 *Dactylothea plumosa* (ARTIS) KIDST; Němejc, p. 2  
 2001 *Senftenbergia plumosa* (ARTIS) STUR; Bek and Pšenička, p. 218, pls. 1–7

No E 131	
Pl. 37, fig. 1	holotype
Polypodiopsida, Marattiidae	
terminal part of bipinnate leaf	
compression	Feistmantel’s label
Carboniferous, Moscovian	NCM 688



Kladno F., Radnice M.  
Bohemia, Svinná (“Swina”)  
coll. National Museum, Prague

coll. Sternberg

### *muensteri*

1833 *Equisetites muensteri* STERNB., vol. II, 5/6, p. 43, pl. **16**, figs **1** (BSM non vidimus), **2**, **3** (E 55), **4** (E 56), **5** (SNBSB-BSPG AS VII 393 – LECTOTYPE), **5b** (detail)

≡1833 *Equisetum costatum* MÜNSTER in Sternberg, vol. II, 5/6, p. 43, nom. inval., Art. 36.1

≡1869 *Equisetum muensteri* (STERNB.) SCHIMP., vol. I, p. 269, pl. **8**, figs **3a**, **3b**, 4, 6, 7

1931 *Equisetites muensteri* STERNB.; Harris, p. 7, text-fig. 2

1972 *Equisetites muensteri* STERNB.; Jung and Knobloch, pp. 106, 107

1992 *Equisetites muensteri* STERNB.; Z. Kvaček and J. Kvaček, p. 41, pl. **1**, fig. **5** (E 56)

1997 *Equisetites muensteri* STERNB.; J. Kvaček and Straková, p. 105, pl. **37**, fig. **3** (LECTOTYPE)

No E 55

Pl. 37, fig. 3

syntype

Equisetopsida, Equisetales

apical part of stem

impression

?Presl's label

Triassic

leg. Münster

Germany, Castell and Abtswind (“*ad pedem montis Steigerwald prope Kastel-Neusess et Abschwind*”)

coll. National Museum, Prague

No E 56

Pl. 37, fig. 4

syntype

Equisetopsida, Equisetales

stem bearing whorl of leaves

impression

Triassic

leg. Münster

Germany, Castell and Abtswind (“*ad pedem montis Steigerwald prope Kastel-Neusess et Abschwind*”)

coll. National Museum, Prague

non vidimus (FVW pl. 16, fig. 1)

Equisetopsida, Equisetales

syntype

part of stem

impressions

Triassic

coll. Münster

Germany, Castell and Abtswind (“*ad pedem montis Steigerwald prope Kastel-Neusess et Abschwind*”)

coll. Bayerische Staatssammlung für Paläontologie und Geologie, München

SNBSB-BSPG AS VII 393

Equisetopsida, Equisetales

lectotype

apical part of stem

impressions

Triassic

coll. Münster

Germany, Castell and Abtswind (“*ad pedem montis Steigerwald prope Kastel-Neusess et Abschwind*”)

coll. Bayerische Staatssammlung für Paläontologie und Geologie, München

Syntype figured in fig. 2 – unknown repository. Type of the generic name *Equisetites* STERNB. 1833.

### *muensteri*

syntypes missing

1838 *Palaeoxyris muensteri* C.PRESL in Sternberg, vol. II, 7/8, p. 189, pl. **59**, figs **10**, **11**

Jurassic, Liassic; Germany, Bamberg  
probably animal remains

***muensteri***

1838 *Zamites muensteri* C.PRESL in Sternberg, vol. II, 7/8, p. 199, **pl. 43, figs 1, 3**

- ≡1844 *Pterophyllum muensteri* (C.PRESL in Sternberg) GÖPP., p. 135
- ≡1872 *Pterozamites muensteri* (C.PRESL in Sternberg) SCHIMP., vol. II, p. 145
- ≡1880 *Nilssonia muensteri* (C.PRESL in Sternberg) SCHIMP. in Zittel, p. 226
- 1972 *Zamites muensteri* C.PRESL in Sternberg; Jung and Knobloch, p. 109
- =1838 *Zamites heterophyllum* C.PRESL in Sternberg, vol. II, 7/8, p. 199, pl. 43, figs 4, 5
- =1838 *Zamites acuminatus* C.PRESL in Sternberg, vol. II, 7/8, p. 199, pl. 43, fig. 2
- =1840 *Pterocycadites acuminatus* (C.PRESL in Sternberg) C.F.W.BRAUN, p. 100
- =1843 *Pterophyllum acuminatum* (C.PRESL in Sternberg) MORRIS, p. 19
- =1844 *Nilssonia acuminata* (C.PRESL in Sternberg) GÖPP., p. 141

non vidimus syntype  
Cycadsopsida, Cycadales  
basal part of simply pinnate leaf  
impression  
Jurassic, Liassic coll. Münster  
Germany, Strullendorf (“Strahlendorf”) near Bamberg  
coll. B. S. München, Germany

Syntype figured in fig. 3 – unknown repository.

***muensteriana***

holotype missing

1838 *Camptopteris muensteriana* C.PRESL in Sternberg, vol. II, 7/8, p. 168, **pl. 33, fig. 9**

- ≡1866 *Clathropteris muensteriana* (C.PRESL in Sternberg) SCHENK, p. 85, pro nomen
- =1828a *Clathropteris meniscioides* (BRONGN.) BRONGN., p. 62
- 1909 *Clathropteris meniscioides* (BRONGN.) BRONGN.; Salfeld, p. 15

Jurassic, Liassic; Germany, Strullendorf (“Strahlendorf”)  
[coll. B. S. München, Germany]

Type of the generic name *Camptopteris* C.PRESL in Sternberg 1838.

***muensteriana***

syntypes missing

1838 *Pecopteris muensteriana* C.PRESL in Sternberg, vol. II, 7/8, p. 154, **pl. 36, fig. 2 a, b**

- ≡1841 *Woodwardites muensterianus* (C.PRESL in Sternberg) BRAUN, p. 33
- ≡1921 *Woodwardia muensteriana* (C.PRESL in Sternberg) KRÄUSEL, p. 366, pl. 11, figs 2–8, pl. 12, fig. 4
- 1978 *Woodwardia muensteriana* (C.PRESL in Sternberg) KRÄUSEL; Hurník, p. 26, pl. 1, figs 1–5, text-figs 2–5
- 2018 *Woodwardia muensteriana* (C.PRESL in Sternberg) KRÄUSEL; Z. Kvaček et al., p. 294, pl. 1, Figs 1–2

Neogene; Germany, Pullenreuth (“Bullenreit”) near Bayreuth  
[coll. B. S. München, Germany]

***muensterianus***

syntypes missing

1838 *Taxodites muensterianus* C.PRESL in Sternberg, vol. II, 7/8, p. 204, **pl. 33, fig. 3**

- ≡1866 *Selenocarpus muensterianus* (C.PRESL in Sternberg) SCHENK, p. 89, pl. 22, figs 1–6
- ≡1852a *Thinnfeldia muensteriana* (C.PRESL in Sternberg) ETTINGSH., p. 5, pl. 2, figs 1, 2
- =?1838 *Rhodea quercifolia* C.PRESL in Sternberg, vol. II, 7/8, p. 109, pl. 33, fig. 2
- 1961 *Selenocarpus muensterianus* (C.PRESL in Sternberg) SCHENK; Harris, p. 111, text-fig. 36D, E

Jurassic, Liassic; Germany, Reundorf near Bamberg

[coll. B. S. München, Germany]

Type of the generic name *Selenocarpus* SCHENK 1866.

***muensterianus***

holotype missing

1838 *Sphaerococcites muensterianus* C.PRESL in Sternberg, vol. II, 7/8, p. 105, pl. 28, fig. 3

≡1866 *Jeanpaulia muensteriana* (C.PRESL in Sternberg) SCHENK, p. 39, pl. 9, figs 1–13

≡1876 *Baiera muensteriana* (C.PRESL in Sternberg) HEER, p. 52

1995 *Baiera muensteriana* (C.PRESL in Sternberg) HEER; Schweitzer and Kirchner, p. 20, pl. 5, figs 1–9, text-figs 11a–1, 12

Jurassic, Liassic; Germany, Bamberg

***mughiformis***

holotype missing

1838 *Pinites mughiformis* C.PRESL in Sternberg, vol. II, 7/8, p. 201, pl. 49, fig. 5

Cretaceous; Poland, Kup Maly (“Salzbrunn”) near Opole

***multistriatus***

1838 *Carpolithes multistriatus* C.PRESL in Sternberg, vol. II, 7/8, p. 208, **pl. 39, figs 1** (E 1206 LECTOTYPE), **2** (K 346) (“*Carpolites*”)

*Carpolithes multistriatus* C.PRESL in Sternberg 1838 was a heterogenous taxon consisting of *Holcospermum multistriatum* (C.PRESL in Sternberg) CROOKALL 1938, p. 28 = *Carpolithes multistriatus* C.PRESL in Sternberg 1838, vol. II, 7/8, p. 208, pl. 39, fig. 1 and *ichnogen. et ichnosp. indet* = *Carpolithes multistriatus* C.PRESL in Sternberg, vol. II, 7/8, p. 208, pl. 39, fig. 2, after lectotypification only the lectotype represents this species.

J. Kvaček and Straková (1997) used this name as validly published, although it was based solely on an illustration, because precise illustration itself can be considered to meet the requirements of valid publication (Art. 38.7, Art. 38.9).

First taxon:

1838 *Carpolithes multistriatus* C.PRESL in Sternberg, vol. II, 7/8, p. 208, **pl. 39, fig. 1**

≡1880 *Rhabdocarpus multistriatus* (C.PRESL in Sternberg) LESQ., vol. II, p. 578, pl. 85, figs 22, 23

≡1914 *Platyspermum multistriatum* (C.PRESL in Sternberg) E.ARBOR, p. 96, pl. 6, fig. 9

≡1938 *Holcospermum multistriatum* (C.PRESL in Sternberg) CROOKALL, p. 28 (“*Holcosperma*”)

1976 *Holcospermum multistriatum* (C.PRESL in Sternberg) CROOKALL; Crookall, p. 937, pl. 172, fig. 2

1997 *Holcospermum multistriatum* (C.PRESL in Sternberg) CROOKALL; J. Kvaček and Straková, p. 107, **pl. 40, fig. 3** (LECTOTYPE)

No E 1206

Pl. 40, fig. 3

part of longitudinally ribbed seed

impression

Late Carboniferous

lectotype

Feistmantel’s label

coll. Sternberg

Austria, Styria, “Stangenalp”

coll. National Museum, Prague

Second taxon:

1838 *Carpolithes multistriatus* C.PRESL in Sternberg, vol. II, 7/8, p. 208, **pl. 39, fig. 2**

1994 *ichnogen. et ichnosp. indet.*; Mikuláš and Straková, p. 149, **pl. 2, fig. 3**

No K 346

Pl. 36, fig. 5

syntype

trace fossil  
Carboniferous  
Austria, Styria, “Stangenalp”  
coll. National Museum, Prague

Feistmantel’s label  
coll. Sternberg

*muricata* syntypes missing

- 1825 *Pecopteris muricata* SCHLOTH. ex STERNB., vol. I, 4, tent. p. 18  
○1804 sine nomine; Schlotheim, pp. 54, 55, pl. 12, figs 21, 23  
○1820 *Filicites muricatus* SCHLOTH., p. 409, nom. inval., Art. 13.1 (f)
- ≡1832 *Filicites muricatus* (SCHLOTH. ex STERNB.) SCHLOTH., p. 8, pl. 12, figs 21, 23  
≡1836 *Alethopteris muricata* (SCHLOTH. ex STERNB.) GÖPP., p. 313  
≡1877 *Diplothemema muricatum* (SCHLOTH. ex STERNB.) STUR, p. 230  
≡1879 *Mariopteris muricata* (SCHLOTH. ex STERNB.) ZEILLER, p. 71, pl. 167, fig. 5  
=1825 *Pecopteris incisa* STERNB., vol. I, 4, tent. p. 20  
1833 *Pecopteris incisa* STERNB.; Sternberg, vol. II, 5/6, pl. 22, fig. 3  
1953 *Mariopteris muricata* (SCHLOTH. ex STERNB.) ZEILLER; Danzé-Corsin, p. 122, pls 22–28  
1972 *Mariopteris muricata* (SCHLOTH. ex STERNB.) ZEILLER; Boersma, p. 115, pls 14–25  
2012 *Mariopteris muricata* (SCHLOTH. ex STERNB.) ZEILLER; Tenchov, p. 45, figs 3.3–6

Carboniferous; Germany, Wettin; Poland, Walbrzych (“Waldenburg”)

*musaeformis*

- 1825 *Scitaminites musaeformis* STERNB., vol. I, 4, tent. p. 36  
○1820 sine nomine; Sternberg, vol. I, 1, p. 20, pl. 5, figs 2a, b
- ≡1838 *Cromyodendron radnicense* C.PRESL in Sternberg, vol. II, 7/8, p. 193, nom. illeg., Art. 52.1  
≡1845 *Psaronius musaeformis* (STERNB.) CORDA, p. 94, pl. 45, fig. 3  
1910 *Psaronius musaeformis* (STERNB.) CORDA; Seward, vol. II, p. 420, text-fig. 296D

No E 205  
Pl. 39, fig. 3  
Polypodiopsida, Marattiidae  
section of stem with vascular strands  
petrified stem  
Carboniferous, Moscovian  
Kladno F., Radnice M.  
Bohemia, Radnice (“Radnitz”)  
coll. National Museum, Prague

holotype  
coll. Sternberg

Type of the generic name *Scitaminites* STERNB. 1825, nom. rej. (Doweld 2013c) and *Cromyodendron* C.PRESL in Sternberg 1838, nom. illeg., Art. 52.1.

*myriophylloides* holotype missing

- 1825 *Bechera myriophylloides* STERNB., vol. I, 4, tent. p. 30  
○1823 *Myriophyllites dubius* STERNB., vol. I, 3, pp. 36, 39, pl. 31, fig. 4, nom. inval., Art. 35.1
- ≡1825b *Myriophyllites dubius* STERNB. ex J.F.KRÜGER, p. 65, nom. illeg., Art. 52.1  
1997 cf. *Myriophyllites gracilis* ARTIS; J. Kvaček and Straková, p. 108

Carboniferous; United Kingdom, Durham

*Myriophyllites dubius* is type of the generic name *Myriophyllites* STERNB. ex J.F.KRÜGER 1825b.

## *nervulosus*

1825 *Phyllites nervulosus* STERNB., vol. I, 4, p. 39, Index iconum, **pl. 42, fig. 2 lower**

≡1838 *Camptopteris biloba* C.PRESL in Sternberg, vol. II, 7/8, p. 168, nom. illeg., Art. 52.1

≡1964 *Dictyophyllum nervulosum* (STERNB.) KILPPER, p. 30, pl. 5, fig. 3, pl. 6, fig. 3, text-figs 10–12, 14

=1837a *Phlebopteris nilssonii* BRONGN., vol. I, 11, p. 376, pl. 132, fig. 2

=1846 *Dictyophyllum nilssonii* (BRONGN.) GÖPP., vol. 5/6, p. 119

No S087457  
Polypodiopsida, Polypodiidae  
leaf fragment  
impression  
Triassic, Rhaetian  
Sweden, Höör (“Hoer”) coll. Nilsson  
coll. Naturhistoriska riksmuseet, Stockholm

*Phyllites nervulosus* STERNB. 1825 has priority over *Phlebopteris nilssonii* BRONGN. 1837a, if their types belong to the same species.

## *nilssonii*

1825 *Aspleniopteris nilssonii* STERNB., vol. I, 4, p. 40, tent. p. 22, **pl. 43, figs 3** (NRS S087454), **4** (NM E 164), **5**

○1820b sine nomine; Nilsson, p. 284, **pl. 4, fig. 1a** (NRS S087454)

≡1838 *Zamites truncatus* C.PRESL in Sternberg, vol. II, 7/8, p. 198, nom. illeg., Art. 52.1

=1825 *Pterophyllum minus* BRONGN., p. 219, **pl. 12, fig. 8** (NRS S087454)

=1878 *Anomozamites minor* (BRONGN.) NATH., p. 21

1919 *Anomozamites minor* (BRONGN.) NATH.; Antevs, p. 33, **pl. 4, fig. 17** (NRS S087454), pl. 6, fig. 42

2009 *Anomozamites minor* (BRONGN.) NATH.; Pott and McLoughlin, p. 138, **pl. 7, fig. 1** (NRS S087454), figs 2–7, text-fig. 4

No E 164  
Pl. 38, fig. 4  
Bennettitopsida, Bennettitales  
part of simply pinnate leaf  
impression  
Jurassic, Bajocian  
Sweden, Scania, Höör (“Hoer”) leg. Nilsson  
coll. National Museum, Prague  
poorly preserved specimen

No S087454  
Bennettitopsida, Bennettitales  
medial part of simply pinnate frond  
impression  
Jurassic; Bajocian  
Sweden, Scania, Höör (“Hoer”) coll. Nilsson  
coll. Naturhistoriska riksmuseet, Stockholm

Syntype figured in fig. 5 – unknown repository.

## *nilssonii*

1825 *Cycadites nilssonii* STERNB., vol. I, 4, p. 41, tent. p. 32, **pl. 47, fig. 1**, nom. illeg., Art. 52.1

○1820b sine nomine; Nilsson, p. 285, **pl. 4, fig. 3**

≡1825 *Nilssonia brevis* BRONGN., p. 218, **pl. 12, fig. 4**

≡1838 *Zamites filiciformis* C.PRESL in Sternberg, vol. II, 7/8, p. 199, nom. illeg., Art. 52.1

≡1838 *Filicites dubius* C.PRESL in Sternberg, vol. II, 7/8, p. 199, nom. inval., Art. 36.1

1909 *Nilssonia brevis* BRONGN.; Nathorst, p. 12, pl. 1, figs 2–35, **pl. 2, figs 1–7, 8, 9–24**, pls 3, 4, pl. 5. fig. 1–5, 8, pl. 6. figs 14–22, pl. 7, figs 1–15, pl. 8, figs 1–11

2011 *Nilssonia brevis* BRONGN.; Wang, p. 240

2016 *Nilssonia brevis* BRONGN.; van Konijnenburg-van Cittert et al., p. 102, **pl. 1, fig. 4** (TYPE of *Nilssonia* BRONGN. 1825)

No S087452  
Cycadopsida, Cycadales  
medial part of simply pinnate leaf  
impression  
Triassic, Rhaetian  
Sweden, Höör (“Hoer”) coll. Nilsson  
coll. Naturhistoriska riksmuseet, Stockholm  
Holotype of the species name *Nilssonia brevis* BRONGN. 1825.

No K 366  
Cycadopsida, Cycadales  
medial part of simply pinnate leaf  
impression  
Triassic, Rhaetian  
Sweden, Höör (“Hoer”) leg. Nilsson  
coll. National Museum Prague  
The specimen No K 366 is an unfigured syntype.

*Cycadites nilsonii* is type of the generic name *Cycadites* STERNB. 1825; *Nilssonia brevis* is type of the generic name *Nilssonia* BRONGN. 1825 (van Konijnenburg-van Cittert et al. 2016).

### ***nodosus***

1821 *Calamites nodosus* SCHLOTH. ex STERNB., vol. I, 2, pp. 27, 32, **pl. 17, fig. 2** (“*Calamitis nodosa*”)

≡1823 *Calamites nodosus* SCHLOTH. ex J.F.KRÜGER, p. 115, nom. illeg., Art. 52.1

1825 *Calamites nodosus* SCHLOTH. ex STERNB.; Sternberg, vol. I, 4, tent. p. 27

1823 *Calamites carinatus* STERNB.; Sternberg, vol. I, 3, pp. 36, 39, pl. 32, fig. 1

1833 *Calamites nodosus* SCHLOTH. ex STERNB.; Sternberg, vol. II, 5/6, p. 48

1917 *Calamites carinatus* STERNB.; Kidston and Jongmans in Jongmans, p. 141, pl. 66, fig. 5, pl. 104, fig. 5, pl. 105, pl. 106, figs 1–4, pl. 107, fig. 1, pl. 108, figs 1, 2, pl. 156, fig. 6, text-fig. 69

No E 2357  
Pl. 38, fig. 1  
Equisetopsida, Calamostachyales  
nodal area of stem  
impression/ compression  
Carboniferous  
Kladno F., Radnice M. coll. Sternberg  
Bohemia, Radnice (“Radnitz”) coll. National Museum, Prague

*Calamites nodosus* SCHLOTH. ex STERNB. 1821 has priority over *Calamites carinatus* STERNB. 1823, unless the latter is conserved.

### ***noeggerathii***

holotype missing

1825 *Palmacites noeggerathii* STERNB., vol. I, 4, p. 45, tent. p. 35, **pl. 55, figs 6, 7**

≡1828a *Trigonocarpus noeggerathii* (STERNB.) BRONGN., p. 137 (“*Trigonocarpum noeggerathii*”)

Carboniferous; Germany, Eschweiler near Aachen

### ***novae-hollandiae***

holotype missing

1838 *Pecopteris novae-hollandiae* C.PRESL in Sternberg, vol. II, 7/8, p. 155, **pl. 66, fig. 9b, 9b<sub>1</sub>**

Triassic; Australia, Hawkesbury River near Port Jackson – Sydney

## *nummularia*

- 1821 *Osmunda nummularia* STERNB., vol. I, 2, pp. 29, 33  
○1804 sine nomine; Schlotheim, p. 33, **pl. 3, fig. 5a** (1987/333, LECTOTYPE), **b** (1987/332) (non pl. 3, fig. 6)  
○1820 *Filicites osmundaeformis* SCHLOTH., p. 412 pro parte, nom. inval., Art. 13.1 (f)  
≡1825 *Neuropteris nummularia* (STERNB.) STERNB., vol. I, 4, tent. p. 17  
≡1832 *Filicites osmundaeformis* SCHLOTH., p. 6, **pl. 3, fig. 5a** (1987/333), **b** (1987/332), fig. 6, nom. illeg., Art. 52.1  
≡1828a *Odontopteris schlotheimii* BRONGN., pp. 60, 171, nom. illeg., Art. 52.1  
1831b *Odontopteris schlotheimii* BRONGN.; Brongniart, vol. I, 6, p. 256, **pl. 78, fig. 5**, nom. illeg., Art. 52.1  
≡1879 *Odontopteris osmundaeformis* (SCHLOTH.) ZEILLER, p. 63, nom. illeg., Art. 52.1  
1997 *Neuropteris nummularia* (STERNB.) STERNB.; J. Kvaček and Straková, p. 110 (LECTOTYPE)  
herein *Mixoneura* sp.

No 1987/333  
Pteridospermopsida  
bipinnate part of frond  
compression/impression  
Carboniferous/Lower Permian, Gzhelian/Asselian  
Manebach Beds (Manebacher Schichten)  
Germany, Manebach  
coll. Museum für Naturkunde, Berlin  
lectotype  
Quenstedt's No  $\pi$  337  
coll. Schlotheim

No 1987/332  
Pteridospermopsida  
simply pinnate part of frond  
compression/impression  
Carboniferous/Lower Permian, Gzhelian/Asselian  
Manebach Beds (Manebacher Schichten)  
Germany, Manebach  
coll. Museum für Naturkunde, Berlin  
syntype  
Quenstedt's No  $\pi$  339  
coll. Schlotheim

The illustrations in Schlotheim (1804 pl. 3, figs 5a, b) show both the lectotype and the syntype on one slab, but they are in fact two isolated slabs. Unfigured syntypes Nos K 376 (NCM 772, loc. Wettin) and K 386 (NCM 654, loc. Manebach), the letter with Schlotheim's label, are housed in Sternberg's collection in the National Museum, Prague.

## *nutans*

- 1833 *Cystoseirites nutans* STERNB., vol. II, 5/6, p. 35, **pl. 8, fig. 1**  
≡1839 *Acanthoteuthis speciosa* MÜNSTER, p. 94, pl. 9  
≡1843 *Geoteuthis speciosa* (MÜNSTER); Münster, p. 70, pl. 8, fig. 2  
2017 *Acanthoteuthis speciosa* (MÜNSTER); Fuchs and Hoffmann, p. 2, **fig. 3,1**  
herein *Acanthoteuthis speciosa* (MÜNSTER) (Sklenář 2020, pers. comm.)

No T 3437  
Pl. 70, fig. 5  
Animalia, Mollusca, Cephalopoda, Belemnitida  
portion of arm crown  
natural cast with hooks/counterpart  
Jurassic, Tithonian  
Germany, Solnhofen  
coll. National Museum, Prague  
holotype

In "Berichtigungen" errata sheet Sternberg (1833) states "*Cystoseirites nutans* STERNB. belongs to animals"; and continues: "A more complete specimen, with a body is housed in Münster's collection in Bayreuth. It shows that the depicted specimen (Sternberg 1833, pl. 8, fig. 1) is only a fragment of the fossil assigned to cephalopods".  
The name *Cystoseirites nutans* STERNB. 1833 has priority over *Acanthoteuthis speciosa* MÜNSTER 1839, if their types belong to the same species.

*oblonga*

1838 *Steinhauera oblonga* C.PRESL in Sternberg, vol. II, 7/8, p. 202, **pl. 57, figs 5, 6**

1997 *Alnus* sp.; Z. Kvaček in J. Kvaček and Straková, p. 111, **pl. 40, fig. 4**

No G 2118  
Pl. 40, fig. 4 holotype  
Magnoliopsida, Fagales, Betulaceae  
infructescence  
impression  
Paleogene, Oligocene NCM 135  
Doupovské hory volcanic complex coll. Sternberg  
Bohemia, Valeč (“Waltsch”)  
coll. National Museum, Prague

*oblongata*

1825 *Neuropteris oblongata* STERNB., vol. I, 4, tent. p. 17

1833 *Neuropteris oblongata* STERNB., vol. II, 5/6, p. 75, **pl. 22, fig. 1a** (E 146), **b** (K 367, K 369)

=?1834a *Pecopteris serlii* BRONGN., vol. I, 8, p. 292, pl. 85

=?1836 *Alethopteris serlii* (BRONGN.) GÖPP., p. 301, pl. 21, figs 6, 7

1992 *Alethopteris serlii* (BRONGN.) GÖPP. complex; Z. Kvaček and J. Kvaček, p. 41, **pl. 3, fig. 4** (E 146) (LECTOTYPE of *Neuropteris oblongata* STERNB. 1833)

No E 146  
Pl. 38, fig. 2 lectotype  
Pteridospermopsida, Medullosales  
terminal part of simply pinnate leaf  
compression  
Carboniferous, Moscovian  
coll. Sternberg  
United Kingdom, Paulton  
coll. National Museum, Prague

Nos K 367, K 369  
Pl. 40, fig. 2 (K 367) syntype  
Pteridospermopsida  
simply pinnate leaf Feistmantel's label  
impression/compression  
Carboniferous coll. Sternberg  
United Kingdom, Paulton  
two parts of counterpart to the syntype  
coll. National Museum, Prague

*Neuropteris oblongata* STERNB. 1825 has priority over *Pecopteris serlii* BRONGN. 1834a, if their types belong to the same species. As the type localities there are mentioned two places Paulton and Timsbury (“*ad Paulton et Timsbury in Somerset*”) in Sternberg (1825).

*obovata*

holotype missing

1825 *Favularia obovata* STERNB., vol. I, 4, tent. p. 13, nom. illeg., Art. 52.1

≡1820 *Lepidodendron alveolare* STERNB., vol. I, 1, p. 22, **pl. 9, fig. 1a, b**

≡1828a *Sigillaria alveolaris* (STERNB.) BRONGN., p. 65

Carboniferous; Bohemia, Žebrák (“Žebrack”) near Beroun

Type of the generic name *Favularia* STERNB. 1825.



**obovata**

1825 *Neuropteris obovata* STERNB., vol. I, 4, tent. p. 16

1833 *Neuropteris obovata* STERNB., vol. II, 5/6, p. 74, **pl. 19, fig. 2**

=1825 *Neuropteris plicata* STERNB., vol. I, 4, tent. p. 16

=1949 *Mixoneura plicata* (STERNB.) NĚMEJC, p. 20

No E 141

Pl. 36, fig. 6

holotype

Pteridospermopsida

terminal part of bipinnate leaf

impression

Carboniferous, Moscovian

Kladno F., Nýřany M.

coll. Sternberg

Bohemia, Mirošov ("Mireschow")

coll. National Museum, Prague

**obovatum**

1820 *Lepidodendron obovatum* STERNB., vol. I, 1, p. 20, tent. p. 23, **pl. 6, fig. 1** (E 4740); **pl. 8, fig. 1 A<sub>a,b</sub>** (detail of leaf cushion)

≡1838 *Sagenaria obovata* (STERNB.) C.PRESL in Sternberg, vol II, 7/8, p. 178, pl. 68, fig. 6

1970 *Lepidodendron aculeatum* STERNB.; Thomas, p. 146, **pl. 29, fig. 2, text-fig. 2B**

No E 4740

Pl. 39, fig. 4

holotype

Lycopodiopsida, Lepidocarpaceae

surface of stem with leaf-cushions

impression

Carboniferous, Moscovian

NCM 8?7

Kladno F., Radnice M.

coll. Sternberg

Bohemia, Radnice ("Radnitz")

coll. National Museum, Prague

Type of the generic name *Lepidodendron* STERNB. 1820 (suggested by J. Kvaček and Straková 1997).

**obscurus**

holotype missing

1838 *Carpolithes obscurus* C.PRESL in Sternberg, vol. II, 7/8, p. 208, **pl. 53, fig. ultima dextra** (lower right)

Paleogene, ?Oligocene; Bohemia, Staré Sedlo, ?Počerny ("In schichto lignitum ad Altsattel")

Although the specimen is not available, even the illustration does not meet the structure of the Staré Sedlo sandstone. More probably the term "in schichto lignitum" argues for the carpological Oligocene locality Počerny (see *Carpolithes venosus* C.PRESL in Sternberg 1838, Holý 1984). J. Kvaček and Straková (1997) used this name as validly published, although it was based solely on an illustration, because precise illustration itself can be considered to meet the requirements of valid publication (Art. 38.7, Art. 38.9).

**obtusata**

holotype or syntypes missing

1825 *Pecopteris obtusata* STERNB., vol. I, 4, tent. p. 19

=1838 *Sphenopteris orbiculata* (STERNB.) C.PRESL in Sternberg; C. Presl in Sternberg, vol. II, 7/8, p. 131

=1836 *Aspidites orbiculatus* (STERNB.) GÖPP., p. 362

=1838 *Sphenopteris orbiculata* (STERNB.) C.PRESL in Sternberg, vol. II, 7/8, p. 131

1838 *Pecopteris obtusata* STERNB.; C. Presl in Sternberg, vol. II, 7/8, p. 132

Carboniferous; Bohemia, Radnice ("Radnitz")

**obtusata**

syntypes missing

- 1838 *Pecopteris obtusata* C.PRESL in Sternberg, vol. II, 7/8, p. 155, pl. 32, figs 2a<sub>1-3</sub>b, c, 4a, b, nom. illeg., Art. 53.1 et 52.1 (non *Pecopteris obtusata* STERNB. 1825, vol. I, 4, tent. p. 19)  
 ≡1836 *Alethopteris imbricata* STERNB. in Göppert, p. 390, nom. rej. prop. (Doweld 2014a)  
 ≡1838 *Sphenopteris princeps* C.PRESL in Sternberg, vol. II, 7/8, p. 126, pl. 59, figs 12, 13, nom. cons. prop. (Doweld 2014a)

For more details see *imbricata* and *princeps*

Jurassic, Liassic, Hettangian; Germany, Reindorf near Bamberg (“*Reindorf prope Bambergam*” – C. Presl in Sternberg 1838, “*ad pagum Rheindorf prope Bamberg*” – Göppert 1836)

**obtusus** var. **trifidus**

holotype missing

- 1833 *Chondrites obtusus* (BRONGN.) STERNB. var. *trifidus* STERNB., vol. II, 5/6, p. 27, pl. 9, fig. 2

Paleogene; Italy, Monte Bolca

**ocellata**

- 1821 *Rhytidolepis ocellata* STERNB., vol. I, 2, p. 25, tent. p. 32, **pl. 15, figs 1, 2** (E 82), 3, 4 (details of leaf scars)  
 ≡1825 *Rhytidolepis undulata* STERNB.; vol. I, 4, tent. p. 23, nom. illeg., Art. 52.1  
 ≡1820 *Palmacites variolatus* SCHLOTH., p. 395, pl. 15, figs 3a, b, nom. inval., Art. 13.1 (f)  
 ≡1820 *Palmacites oculatus* SCHLOTH., p. 394, pl. 17, fig. 1, nom. inval., Art. 13.1 (f)  
 ≡1845 *Sigillaria diploderma* CORDA, p. 29  
 1951 *Sigillaria diploderma* CORDA; Němejč, p. 56, **pl. 8, fig. 15** (E 82)

No E 82

Pl. 38, fig. 3

syntype

Lycopodiopsida, Lepidocarpaceae  
 surface of stem with leaf-scars

impression

Feistmantel's label

Carboniferous, Moscovian

Kladno F., Radnice M.

coll. Sternberg

Bohemia, Svinná (“Swina”)

coll. National Museum, Prague

Syntype figured in fig. 1 – unknown repository.

Type of the generic name *Rhytidolepis* STERNB. 1821. *Rhytidolepis ocellata* STERNB. 1821 has priority over *Sigillaria diploderma* CORDA 1845, if the two type specimens belong to the same species.

**ocreatus**

holotype missing

- 1838 *Caulerpites ocreatus* C.PRESL in Sternberg, vol. II, 7/8, p. 103, pl. 29, fig. 2

Jurassic; Germany, Eichstädt (“Eichstedt”)

**oppositifolia**

- 1838 *Sphenopteris oppositifolia* C.PRESL in Sternberg, vol. II, 7/8, p. 127, **pl. 32, figs 5a, b**  
 ≡1836 *Asterocarpus heterophyllus* STERNB. in Göppert, p. 382  
 ≡1838 *Phialopteris tenera* C.PRESL in Sternberg, vol. II, 7/8, p. 114, pl. 32, figs 1a, b, c, 1?d, nom. illeg., Art. 52.1  
 1972 *Phialopteris tenera* C.PRESL in Sternberg; Jung and Knobloch, p. 108

non vidimus  
Polypodiopsida, Polypodiidae  
part of simply pinnate frond  
impression  
Jurassic, Liassic  
Germany, Reundorf near Bamberg (“Reindorf”) coll. Münster  
coll. B. S. München, Germany

### *orbiculata*

holotype or syntypes missing

1825 *Pecopteris orbiculata* STERNB., vol. I, 4, tent. p. 19

≡1836 *Aspidites orbiculatus* (STERNB.) GÖPP., p. 362

≡1838 *Sphenopteris orbiculata* (STERNB.) C. PRESL in Sternberg, vol. II, 7/8, p. 131

1838 *Pecopteris obtusata* STERNB.; C. Presl in Sternberg, vol. II, 7/8, p. 132

Carboniferous; Bohemia, Svinná (“Swina”), Radnice (“Radnitz”)

### *oreopteridis*

1825 *Pecopteris oreopteridis* SCHLOTH. ex STERNB., vol. I, 4, tent. p. 19 (holotype is missing)

○1804 sine nomine; Schlotheim, p. 36, pl. 6, fig. 9

○1820 *Filicites oreopteridis* SCHLOTH., p. 407 (“*oreopteridius*”), nom. inval., Art. 13.1 (f)

≡1832 *Filicites oreopteridis* (SCHLOTH. ex STERNB.) SCHLOTH., p. 6, pl. 6, fig. 9 (“*oreopteridius*”)

≡1836 *Cyatheites oreopteridis* (SCHLOTH. ex STERNB.) GÖPP., p. 323

≡1885 *Asterotheca oreopteridis* (SCHLOTH. ex STERNB.) ZEILLER, p. 138, pl. 9, figs 1, 1A (“*oreopteridia*”)

≡1980b *Scolecopteris oreopteridis* (SCHLOTH. ex STERNB.) BARTHEL, p. 281, **pl. 1, figs 1, 1a** (NEOTYPE of *Pecopteris oreopteridis* SCHLOTH. ex STERNB. in sense of Schlotheim 1804, pl. 6, fig. 9), pl. 1, figs 2–6, pl. 2, figs 1–7

No 1997/93  
Polypodiopsida  
part of bipinnate leaf  
compression  
Carboniferous/Lower Permian, Gzhelian/Asselian  
Manebach Beds (Manebacher Schichten)  
Germany, Manebach coll. Gimm  
coll. Museum für Naturkunde, Berlin

### *organum*

1820 *Syringodendron organum* STERNB., vol. I, 1, pp. 22, 24, **pl. 13, fig. 1**

1997 *Sigillaria* sp. indet. (*Syringodendron*); J. Kvaček and Straková, p. 114

Carboniferous; Bohemia, Žacléř (“Schatzlar”)

No E 7641  
Pl. 71, fig. 1  
Lycopodiopsida, Lepidocarpaceae  
surface of decorticated stem  
impression  
Carboniferous, Bashkirian/Moscovian  
Žacléř F.  
Bohemia, Žacléř (“Schatzlar”)  
coll. National Museum, Prague

syntype  
NCM 978  
Sternberg’s label  
coll. Sternberg

Type of the generic name *Syringodendron* STERNB. 1820.

**ornatissimum**

syntypes missing

- 1825 *Lepidodendron ornatissimum* STERNB., vol. I, 4, tent. p. 12  
 ○1820 sine nomine; Rhode, p. 16, pl. 3, figs 1–8  
 ○1818 *Phytolitus parmatus* STEINHAEUER, p. 297, pl. 6, fig. 1, pl. 7, fig. 1, nom. inval., Art. 13.1 (f)  
 ≡1838 *Ulodendron rhodeanum* C.PRESL in Sternberg, vol. II, 7/8, p. 186, nom. illeg., Art. 52.1

Carboniferous; Poland, Walbrzych (“Waldenburg”), United Kingdom

Sternberg (1825) proposed *L. ornatissimum*, basing this name on several syntypes (Rhode 1820, pl. 3, figs 1–8, Steinhauer 1818, pl. 6, fig. 1, pl. 7, fig. 1).

**ornatus**

holotype missing

- 1833 *Baliostichus ornatus* STERNB., vol. II, 5/6, p. 31, pl. 25, fig. 3a, b  
 1997 *Brachyphyllum* sp. indet.; J. Kvaček and Straková, p. 115

Jurassic; Germany, Solnhofen  
 [coll. B. S. München, Germany]

Type of the generic name *Baliostichus* STERNB. 1833.**ornatus**

holotype or syntype missing

- 1825 *Calamites ornatus* STERNB., vol. I, 4, tent. p. 27  
 1833 *Calamites ornatus* STERNB.; Sternberg, vol. II, 5/6, p. 49

Carboniferous; Germany, Saarbrücken  
 coll. Stumm

**ornatus**

holotype missing

- 1825 *Conites ornatus* STERNB., vol. I, 4, p. 44, tent. p. 39, pl. 55, figs 1, 2  
 ≡1828a *Pinus ornata* (STERNB.) BRONGN., p. 107  
 1992 *Pinus ornata* (STERNB.) BRONGN.; Z. Kvaček and J. Kvaček, p. 41, pl. 4, fig. 2  
 2008 *Pinus ornata* (STERNB.) BRONGN.; Teodoridis and Sakala, p. 293, fig. 3.8–3.10

Paleogene; Bohemia, Valeč (“Walsch”)

The specimen figured by Z. Kvaček in Z. Kvaček and J. Kvaček (1992, pl. 4, fig. 2) is suitable as a neotype.

**ovatus**

- 1833 *Delesserites ovatus* STERNB., vol. II, 5/6, p. 32, pl. 10, fig. 2  
 1997 *Dicotylophyllum* sp.; J. Kvaček and Straková, p. 115

No K 348	syntype
Pl. 71, fig. 4	
Magnoliopsida	
complete leaf	Sternberg’s label
impression	NCM 295
Paleogene	

Italy, Monte Bolca  
coll. National Museum, Prague

Due to poor preservation of the specimen, it is not clear if the illustration in Sternberg (1833) shows the specimen No K 348 or if No K 348 is a second, unfigured syntype.

### *ovatus*

1838 *Pinites ovatus* C.PRESL in Sternberg, vol. II, 7/8, p. 202, **pl. 52, fig. 10** (non *Pinites ovatus* (LINDL. et HUTTON) JONGM. et DIJKSTRA 1973, p. 624, nom. illeg., Art. 53.1)

≡1845 *Pitys ovata* (C.PRESL in Sternberg) UNGER, p. 197

=?1840 *Conites stroboides* ROSSM., p. 40, pl. 12, fig. 52

=?1985 *Pinus stroboides* (ROSSM.) MAI in Mai and H. Walther, p. 21, pl. 2, fig. 18, text-fig. 12/6

1997 cf. *Pinus stroboides* (ROSSM.) MAI in Mai and H. Walther; Z. Kvaček in J. Kvaček and Straková, p. 115, **pl. 40, fig. 1**

No E 176  
Pl. 40, fig. 1 holotype  
Pinopsida, Pinales  
ovuliferous cone  
impression  
Paleogene, Eocene NCM 89  
Staré Sedlo F. coll. Sternberg  
Bohemia, Staré Sedlo (“Altsattel”)  
coll. National Museum, Prague

A poorly preserved fossil, undeterminable at the species level (Menzel 1901, p. 59, Knobloch, et al. 1996, p. 32).

### *oxycedrus*

1838 *Cunninghamites oxycedrus* C.PRESL in Sternberg, vol. II, p. 203, **pl. 48, fig 3a** (MMG Ns 180), **b** (detail of needle-attachment), **c**, **pl. 49, fig 1a, b** (F 642 LECTOTYPE), **c** (detail of needle)

1997 *Cunninghamites oxycedrus* C.PRESL in Sternberg; J. Kvaček and Straková, p. 116, **pl. 39, figs 1** (MMG Ns 180), **3** (F 642 LECTOTYPE)

2001 *Cunninghamites oxycedrus* C.PRESL in Sternberg; Kunzmann, p. 424, pls 1–4, pl. 5, fig. 1 (MMG Ns 13 EPITYPE), pl. 6, figs 1–5 (MMG Ns 13 EPITYPE), pl. 7–8

2012 *Cunninghamites oxycedrus* C.PRESL in Sternberg; Bosma et al., p. 22, pl. 1, figs 1–2, **pl. 2, fig. 3** (F 642)

No F 642  
Pl. 39, fig. 1 lectotype  
Pinopsida, Cupressales, Cupressaceae  
terminal part of leafy branch  
impression  
Cretaceous, Cenomanian NCM 321  
Untere Quader (Peruc-Korycany F.) coll. Sternberg  
Germany, Saxony, Niederschöna (“Shoena”)  
coll. National Museum, Prague

Type of the generic name *Cunninghamites* C.PRESL in Sternberg 1838.

No MMG Ns 180 syntype  
Pinopsida, Cupressales, Cupressaceae  
part of leafy branch  
impression  
Cretaceous, Cenomanian  
Untere Quader (Peruc-Korycany F.) coll. Sternberg  
Germany, Saxony, Niederschöna (“Shoena”)  
coll. Senckenberg Naturhistorische Sammlungen Dresden

Thy syntype of *Cunninghamites oxycedrus* C.PRESL in Sternberg (1838, pl. 48, figs 3a, b) figured by J. Kvaček and Straková (1997) was mistakenly donated to the National Museum by Erwin Knobloch. After the publication of the syntype in J. Kvaček and Straková (1997, pl. 3, fig. 1), it was discovered that syntype catalogued in the collections of the National Museum, Prague under No NM F2612 comes from the Senckenberg Naturhistorische Sammlungen Dresden, to which it was subsequently returned. The epitype showing a cuticle with epidermal micromorphology was selected by Kunzmann (2001). Bosma et al. (2012) erroneously indicated in the text the syntype MMG Ns 180 as the lectotype. Syntype figured in pl. 48, fig. 3c – unknown repository.

***oxyrachis***

holotype missing

1838 *Palmacites oxyrachis* C.PRESL in Sternberg, vol. II, 7/8, p. 190, **pl. 42, fig. 2**

≡1958 *Livistonia oxyrhachis* (C.PRESL in Sternberg) TAKHT., p. 1669

Paleogene; Austria, Häring

[coll. Vienna polytechnic (“*collectione instituti polytechnici viennensis*”, C. Presl in Sternberg 1838, p. 190)]

***palmatus***

1825 *Cycadites palmatus* STERNB., vol. I, 4, p. 39, tent. p. 33, **pl. 40**

=1821 *Flabellaria borassifolia* STERNB., vol. I, 2, tent. pp. 28, 32, pl. 18

=1850a *Cordaites borassifolius* (STERNB.) UNGER, p. 277

1852b *Cordaites borassifolius* (STERNB.) UNGER; Ettingshausen, p. 16, pl. 5, fig. 5

2009 *Cordaites borassifolius* (STERNB.) UNGER; Šimůnek, p. 304, figs 3, 7, 8

No E 4750

Pl. 41, fig. 3

holotype

Pinopsida, Cordaianthales

leaves on terminal part of branch  
compression

Carboniferous, Moscovian

NCM 1278

Kladno F., Radnice M.

coll. Sternberg

Bohemia, Svinná (“Swina”)

coll. National Museum, Prague

***parkeriaeformis***

1838 *Psaronius parkeriaeformis* CORDA in Sternberg, vol. II, 7/8, p. 173, **pl. 60, fig. 4, pl. 61, figs 11–14** (anatomical sections)

=1832 *Psaronius asterolithus* COTTA, pp. 29, 30, pl. 4, figs 1–4, pl. A, fig. 1

1842 *Psaronius asterolithus* COTTA; Unger in Endlicher, p. 5

No E 4629

Pl. 42, fig. 5

holotype

Polypodiopsida, Marattiidae

transverse section of envelop

Corda’s No 124b

of adventitious roots

Corda’s label

silicified stem

Carboniferous, Gzhelian

coll. Corda

Bohemia, Nová Paka

coll. National Museum, Prague

***partschii***

1833 *Cystoseirites partschii* STERNB., vol. II, 5/6, p. 35, **pl. 11, fig. 1**

1975 *Cystoseirites partschii* STERNB.; Givulescu, p. 12, **pl. 9, fig. 2**

1990 *Cystoseirites partschii* STERNB.; Kovar-Eder, p. 166

2019 cf. *Diplocraterion* ichnosp.; Botka et al., fig. 2d

No Pb502 holotype  
trace fossil  
impression  
Neogene, Miocene  
Romania, Săcădat (“Szacadat”)  
coll. Naturhistorisches Museum, Wien coll. Partsch

Type of the generic name *Cystoseirites* STERNB. 1833.

***pectinata*** syntypes missing

1838 *Sphenopteris pectinata* C.PRESL in Sternberg, vol. II, 7/8, p. 126, **pl. 32, fig. 6a, 6b**

≡1848a *Hymenophyllites pectinatus* (C.PRESL in Sternberg) GÖPP. in Bronn, p. 602

1869 *Sphenopteris (Davalloides) pectinata* C.PRESL in Sternberg; Schimper, p. 391

Jurassic, Liassic; Germany, Reundorf (“Reindorf”) near Bamberg  
[coll. B. S. München, Germany]

***pectiniformis***

1823 *Polypodiolites pectiniformis* STERNB., vol. I, 3, pp. 36, 39, **pl. 33, fig. 1**

=1823a *Fucoides (Caulerpa) pennatulata* BRONGN., p. 301, pl. 33, fig. 1, nom. illeg., Art. 52.1

≡1828a *Zamia pectinata* BRONGN., p. 94, nom. illeg., Art. 52.1

1835b *Zamia pectinata* BRONGN.; Lindley and Hutton, vol. III, p. [61], pl. 172, nom. illeg., Art. 52.1

=1835b *Zamia taxina* LINDL. et HUTTON, vol. III, p. 67, pl. 175

≡1838 *Cycadites plumula* C.PRESL in Sternberg, vol. II, 7/8, p. 195, nom. illeg., Art. 52.1

=1838 *Filicites dubius* C.PRESL in Sternberg, vol. II, 7/8, p. 195, nom. inval., Art. 36.1

=1851 *Dioonites plumula* (C.PRESL in Sternberg) MIQ., p. 212, nom. illeg., Art. 52.1

≡1871 *Palaeozamia pectinata* (BRONGN.) J.PHILLIPS, p. 169, figs 2, 3, nom. illeg., Art. 52.1

=1871 *Palaeozamia taxina* (LINDL. et HUTTON) J.PHILLIPS, p. 169, figs 4, 5, nom. illeg., Art. 52.1

=1829 *Cycadites pecten* J.PHILLIPS, p. 153, pl. 7, fig. 22

=1904 *Williamsonia pecten* (J.PHILLIPS) SEWARD, p. 106, pl. 9, fig. 6, pl. 12, fig. 8

=1917 *Ptilophyllum pecten* (J.PHILLIPS) MORRIS; Seward, p. 523, **text-fig. 595**

=?1829 *Cycadites pectinoides* J.PHILLIPS, p. 171, pl. 30, fig. 2

=?1841 *Ptilophyllum pectinoides* (J.PHILLIPS) MORRIS, p. 117

≡2003 *Ptilophyllum pectiniformis* (STERNB.) C.CLEAL et P.M.REES, p. 755, **pl. 3, figs 3, 4**, pl. 4, figs 1, 2

No J.21796 holotype  
Bennettitopsida, Bennettitales  
terminal part of simply pinnate leaf  
impression  
Jurassic, Middle Jurassic, Bathonian  
United Kingdom, Stonesfield  
coll. Oxford University Museum of Natural History coll. Buckland

Type of the generic name *Polypodiolites* STERNB. 1823.

***pentagona*** holotype missing

1825 *Favularia pentagona* STERNB., vol. I, 4, tent. p. 13

Carboniferous; Poland, Silesia, Walbrzych (“Waldenburg”), Nowa Ruda (“Neurode”) near Walbrzych

### *pes-capreoli*

1820 *Syringodendron pes-capreoli* STERNB., vol. I, 1, p. 22, tent. p. 24, **pl. 13, fig. 2**

1997 *Sigillaria* sp. indet. (*Syringodendron*); J. Kvaček and Straková, p. 118, **pl. 42, fig. 6**

No E 83  
Pl. 42, fig. 6 holotype  
Lycopodiopsida, Lepidocarpaceae  
surface of decorticated stem  
compression/impression Feistmantel's label  
Carboniferous, Moscovian NCM 1017  
Kladno F., Radnice M. coll. Sternberg  
Bohemia, Radnice ("Radnitz")  
coll. National Museum, Prague

Type of the generic name *Syringodendron* STERNB. 1820.

### *pes-damae*

syntypes missing

1821 *Syringodendron pes-damae* STERNB., vol. I, 2, p. 33

○1820 *Palmacites sulcatus* SCHLOTH., p. 396, pl. 16, fig. 1, nom. inval., Art. 13.1 (f)

○1820 *Palmacites canaliculatus* SCHLOTH., p. 396, pl. 16, fig. 2, nom. inval., Art. 13.1 (f)

≡1825 *Syringodendron sulcatum* SCHLOTH. ex STERNB., vol. I, 4, tent. p. 24, nom. illeg., Art. 52.1

≡1832 *Palmacites sulcatus* (SCHLOTH. ex STERNB.) SCHLOTH., p. 9, pl. 16, fig. 1, nom. illeg., Art. 52.1

=1825 *Syringodendron sulcatum* SCHLOTH. ex STERNB. var. *canaliculatum* SCHLOTH. ex STERNB., vol. I, 4, tent. p. 24

=1832 *Palmacites canaliculatus* (SCHLOTH. ex STERNB.) SCHLOTH., p. 9, pl. 16, fig. 2

Carboniferous, Germany; Eschweiler, Essen, Gotha, Poland, Walbrzych

### *phlegmaria*

1821 *Lepidodendron phlegmaria* STERNB., vol. I, 2, pp. 26, 31

○1820 *Lycopodiolites arboreus* SCHLOTH., p. 413, **pl. 22, fig. 2**, nom. inval., Art. 13.1 (f)

≡1825 *Lycopodiolites phlegmarioides* STERNB., vol. I, 4, tent. p. 8, nom. illeg., Art. 52.1

1904 *Walchia piniformis* STERNB.; Fischer, p. 58

herein *Walchia* sp.

No L 115 holotype  
Pinopsida  
thick branch or stem with leaf-cushions  
compression  
Carboniferous  
Poland, Walbrzych ("Waldenburg")  
coll. Museum für Naturkunde, Berlin coll. Schlotheim

The cuticle needs to be studied for detailed comparison.

### *phlegmarioides*

1825 *Lycopodiolites phlegmarioides* STERNB., vol. I, 4, tent. p. 8, nom. illeg., Art. 52.1

see *phlegmaria* above

### *piniformis*

1825 *Walchia piniformis* SCHLOTH. ex STERNB., vol. I, 4, tent. p. 22

○1820 *Lycopodiolites piniformis* SCHLOTH., p. 415 pro parte, **pl. 23, fig. 1a** (non pl. 23, fig. 1b), nom. inval., Art. 13.1.(f)

≡1832 *Lycopodiolites piniformis* (SCHLOTH. ex STERNB.) SCHLOTH., p. 11, **pl. 23, fig. 1a** (non pl. 23, fig. 1b)

1889 *Walchia piniformis* SCHLOTH. ex STERNB.; Miller, p. 149 (type of the generic name *Walchia* STERNB. selected)



- ≡1938 *Lebachia piniformis* (SCHLOTH. ex STERNB.) FLORIN, p. 25, **pl. 1/2, figs 1, 2**, pls 3/4–25/26, pl. 27/28, fig. 1, pl. 39/40, fig. 8  
 1984 *Walchia piniformis* SCHLOTH. ex STERNB.; Clement-Westerhof, p. 110  
 =1993 *Utrechtia piniformis* (SCHLOTH. ex STERNB.) T.N.TAYLOR et E.L.TAYLOR, p. 677, textfig. 21.4, comb. inval., Art. 41.5

No 1988/128a, b holotype  
 Pinopsida  
 part of leafy branch Schlotheim's No 1878  
 compression Quenstedt's No M.B.  
 Lower Permian  
 Germany, Frauengraben ("Streitgern") near Klein-Schmalkalden  
 part and counterpart  
 coll. Museum für Naturkunde, Berlin

Type of the generic name *Walchia* STERNB. 1825.

### *pinnatifidus*

1833 *Delesserites pinnatifidus* STERNB., vol. II, 5/6, p. 33, **pl. 10, fig. 4**

No K 365  
 Pl. 42, fig. 3 holotype  
 trace fossil  
 impression Sternberg's label  
 Paleogene, Eocene NCM 305  
 Italy, Monte Bolca (in text),  
 Novele ("Noale Val d'Agno") near Schio (on Sternberg's label)  
 coll. National Museum, Prague coll. Sternberg

### *pistacinus*

holotype missing

1825 *Carpolithes pistacinus* STERNB., vol. I, 4, p. 44, tent. p. 41, **pl. 53, fig. 7**

≡1935 *Mastixia pistacina* (STERNB.) KIRCHH., p. 292, text-fig. 13

Neogene, Miocene; Germany, Wetterau ("Wetterauer Kohle")  
 coll. Schlotheim (Sternberg 1825, p. 44)

J. Kvaček and Straková (1997) used this name as validly published, although it was based solely on an illustration, because precise illustration itself can be considered to meet the requirements of valid publication (Art. 38.7, Art. 38.9).

### *plicata*

1825 *Neuropteris plicata* STERNB., vol. I, 4, tent. p. 16

1833 *Neuropteris plicata* STERNB.; Sternberg, vol. II, 5/6, p. 74, **pl. 19, figs 1 (E 3077), 3 (E 142)**

=1833 *Neuropteris obovata* STERNB., vol. II, 5/6, p. 74, **pl. 19, fig. 2**

1888a *Neuropteris plicata* STERNB.; Kidston, p. 313, fig. 1, 1a

≡1949 *Mixoneura plicata* (STERNB.) NĚMEJC, p. 20, **pl. 5, fig. 1 (E 142)**

1995 *Neuropteris plicata* STERNB.; Cleal and Shute, p. 27

No E 3077  
 Pl. 41, fig. 2 syntype  
 Pteridospermopsida  
 terminal part of simply pinnate leaf  
 impression  
 Carboniferous, Moscovian  
 Kladno F., Nýřany M. coll. Sternberg  
 Bohemia, Mirošov ("Mireschow")  
 coll. National Museum, Prague

No E 142  
 Pl. 40, fig. 5 syntype

Pteridospermopsida  
middle part of simply pinnate leaf  
impression  
Carboniferous, Moscovian  
Kladno F., Nýřany M. coll. Sternberg  
Bohemia, Mirošov (“Mireschow”)  
coll. National Museum, Prague

### *plukenetii*

- 1825 *Pecopteris plukenetii* SCHLOTH. ex STERNB., vol. I, 4, tent. p. 19  
○1804 sine nomine; Schlotheim, p. 37, **pl. 10, fig. 19**  
○1820 *Filicites plukenetii* SCHLOTH., p. 410, nom. inval., Art. 13.1 (f)
- ≡1832 *Filicites plukenetii* (SCHLOTH. ex STERNB.) SCHLOTH., p. 7, **pl. 10, fig. 19**  
≡1869 *Cyatheites plukenetii* (STERNB.) C.E. WEISS, p. 67, pl. 12, fig. 4  
≡1854 *Alethopteris plukenetii* (STERNB.) GEINITZ, p. 45  
≡1836 *Aspidites plukenetii* (STERNB.) GÖPP., p. 358  
≡1953 *Medullopteris plukenetii* (STERNB.) KRYSH. et NOVİK in Novik, p. 322, pl. 54, fig. 4, 4a  
≡1922 *Pecopteridium plukenetii* (STERNB.) PICQ., p. 347  
≡1944 *Pecospermatopteris plukenetii* (STERNB.) GAUSSEN, p. 24 (“*pluckeneti*”)  
≡1881 *Dicksonites plukenetii* (SCHLOTH. ex STERNB.) STERZEL, vol. VII, pp. 223, 226 (“*plueckeneti*”)  
1970 *Dicksonites plukenetii* (SCHLOTH. ex STERNB.) STERZEL; Daber, p. 252, **pl. 2, fig. 18 right** (1987/343), **left** (1987/ 341)  
 (“*plueckeneti*”)  
1980b *Dicksonites plukenetii* (SCHLOTH. ex STERNB.) STERZEL; Barthel, p. 284, **pl. 8, fig. 3** (“*pluckeneti*”)  
2012 *Dicksonites plukenetii* (SCHLOTH. ex STERNB.) STERZEL; Tenchov, p. 45, fig. 4: 2, 3, 5 (“*plueckeneti*”)

No 1981/803  
Pteridospermopsida, Callistophytales  
part of tripinnate leaf  
compression/impression  
Carboniferous/Lower Permian, Gzhelian/Asselian Quenstedt’s K. π260  
Germany, (?) Manebach  
(non “Duttweiler” see Barthel 1980b, p. 284)  
coll. Museum für Naturkunde, Berlin

Saarbrücken and Wettin are mentioned as type localities in publications by both Schlotheim (1820) and Sternberg (1825). One of the syntypes of *Pecopteris plukenetii* STERNB. 1825 is situated on the same slab as *Pecopteris arguta* STERNB. 1825: No 1981/803. Another, unfigured, syntype of *P. plukenetii* STERNB. (No K 378, loc. Wettin) is stored in Sternberg’s collection in the National Museum, Prague, and was undoubtedly donated to Sternberg by Schlotheim.

### *plumula*

- 1838 *Cycadites plumula* C.PRESL in Sternberg, vol. II, 7/8, p. 195, nom. illeg., Art. 52.1  
○1838 *Filicites dubius* C.PRESL in Sternberg, vol. II, 7/8, p. 195, nom. inval., Art. 36.1  
≡1823 *Polypodiolites pectiniformis* STERNB., vol. I, 3, pp. 36, 39, **pl. 33, fig. 1** (syntype J.21796)  
○1835b *Zamia pectinata* BRONGN.; Lindley and Hutton, vol. III, p. [61], pl. 172 (syntype J.1154), nom. illeg., Art. 52.1
- ≡1823a *Fucoides (Caulerpa) pennatulata* BRONGN., p. 301, pl. 21, fig. 3, nom. illeg., Art. 52.1  
≡1828a *Zamia pectinata* BRONGN., p. 94, nom. illeg., Art. 52.1  
≡1851 *Dioonites plumula* (C.PRESL in Sternberg) MIQ., p. 212, nom. illeg., Art. 52.1  
≡2003 *Ptilophyllum pectiniformis* (STERNB.) C.CLEAL et P.M. REES, p. 755, **pl. 3, figs 3, 4** (J.21796), **pl. 4, figs 1** (J.1154), 2

No. J.21796  
For more details see *pectiniformis* above  
syntype

No J.1154  
Bennettitopsida, Bennettitales  
terminal part of long simply pinnate leaf  
impression  
Jurassic, Middle Jurassic, Bathonian  
United Kingdom, Stonesfield  
coll. Oxford University Museum of Natural History  
syntype

### *polyphylla*

- 1825 *Rotularia polyphylla* STERNB., vol. I, 4, p. 42, tent. p. 32, **pl. 50, fig. 4**  
=1828 *Rotularia major* BRONN in Bischoff, pp. 89, 131, pl. 13, fig. 2 a, b  
=1834 *Sphenophyllum majus* (BRONN in Bischoff) BRONN, vol. I, 1, p. 32, pl. 8, fig. 9a, b  
1997 *Sphenophyllum majus* (BRONN in Bischoff) BRONN; Němejc in J. Kvaček and Straková, p. 121, **pl. 43, fig. 3**  
herein cf. *Sphenophyllum priveticense* LIBERTÍN, BEK et DRÁBKOVÁ, 2014, p. 204, pls 4, 5

No E 43  
Pl. 43, fig. 3 holotype  
Equisetopsida, Bowmaniales  
leafy stem  
impression Feistmantel's label  
Carboniferous, Moscovian NCM 1224  
Kladno F., Radnice M. coll. Sternberg  
Bohemia, Radnice ("Radnitz")  
coll. National Museum, Prague

*Rotularia polyphylla* STERNB. 1825 has priority over *Sphenophyllum priveticense* LIBERTÍN et al. 2014, if the two type specimens belong to the same species.

### *polypodioides*

- 1838 *Goepertia polypodioides* C.PRESL in Sternberg, vol. II, 7/8, p. 121, **pl. 50, figs 1a, 1a<sub>a</sub>** (details of pinnae)  
=1838 *Pecopteris alpina* C.PRESL in Sternberg, vol. II, 7/8, p. 147, pl. 39, fig. 5  
≡1948 *Pecopteris polypodioides* (C.PRESL in Sternberg) NĚMEJC, pp. 1, 5, nom. illeg., Art. 53.1 (non *Pecopteris polypodioides* BRONGN. ex LINDL. et HUTTON 1833a, vol. I, p. 167, pl. 61, figs 1, 2)  
1948 *Goepertia polypodioides* C.PRESL in Sternberg; Němejc, p. 8, **pl. 1, figs 6, 7**  
2017 "*Pecopteris*" *polypodioides* (C.PRESL in Sternberg) NĚMEJC; Pšenička and Zodrow, p. 20, **fig. 3b**, nom. illeg., Art. 53.1  
1940 *Pecopteris oreopteridis* SCHLOTH. ex STERNB.; Němejc, p. 10, pro parte  
=2015 *Crenulopteris acadica* (W.A.BELL) WITTRY et al., p. 7, figs 2–6  
2017 *Pecopteris vestita* LESQ.; Pšenička and Zodrow, p. 14  
2017 *Pecopteris crenulata* BRONGN.; Pšenička and Zodrow, p. 14, pro parte  
2017 *Pecopteris miltonii* (ARTIS) BRONGN.; Pšenička and Zodrow, p. 14, pro parte

No E 161a  
Pl. 42, fig. 2a holotype  
Polypodiopsida, Marattiidae  
terminal part of simply pinnate leaf with sori  
impression  
Carboniferous, Moscovian NCM 627  
Kladno F., Nýřany M. coll. Sternberg  
Bohemia, vicinity Plasy ("*prope Plass*")  
coll. National Museum, Prague

Type of the generic name *Goepertia* C.PRESL in Sternberg 1838; on the same slab together with E 161b – *Neuropteris rubescens* C.PRESL in Sternberg.

### *polystachya*

- 1825 *Volkmannia polystachya* STERNB., vol. I, 4, p. 43, tent. p. 30, **pl. 51, fig. 1a, b**  
≡1884 *Paracalamostachys polystachya* (STERNB.) C.E.WEISS, p. 190

No E 45  
Pl. 42, fig. 4 syntype  
Equisetopsida, Calamostachyales  
cone  
impression Feistmantel's label  
Carboniferous, Serpukhovian NCM 1114  
coll. Sternberg

Poland, Walbrzych (“Waldenburg”)  
coll. National Museum, Prague

Syntype figured in fig. 1b – unknown repository.

### *preslianus*

1833 *Caulerpites preslianus* STERNB., vol. II, 5/6, p. 24, **pl. 10, fig. 5**

1997 ?*Doliosstrobos* sp. indet.; Z. Kvaček in J. Kvaček and Straková, p. 122, **pl. 42, fig. 1**

No E 23	
Pl. 42, fig. 1	holotype
Pinopsida	
leafy branch	
impression/compression	Sternberg’s label
Paleogene	NCM 257
Italy, San Martino near Schio	coll. Sternberg
coll. National Museum, Prague	

### *primaevus*

1838 *Musaeites primaevus* C.PRESL in Sternberg, vol. II, 7/8, p. 191, **pl. 39, fig. 6**

1964 *Musaeites primaevus* C.PRESL in Sternberg; Jain, p. 170

No E 108	
Pl. 41, fig. 1	holotype
transverse section of stem	
silicified stem	
Carboniferous, Moscovian	
Kladno F.	coll. Sternberg
Bohemia, Krušovice (“Kruschowitz”)	
coll. National Museum, Prague	

Type of the generic name *Musaeites* C.PRESL in Sternberg 1838.

### *princeps*

1833 *Caulerpites princeps* STERNB., vol. II, 5/6, p. 22 (non pl. 5, fig. 2 where figured *Caulerpites sertularia* in STERNBERG 1833, p. 21)

herein *Brachyphyllum* sp.

No K 349	syntype
Pl. 71, fig. 5	
Pinopsida	
leafy branch	NCM 377
impression	Sternberg’s label
Jurassic, Tithonian	
Germany, Daiting near Solnhofen	
coll. National Museum, Prague	

The specimen is not figured in Sternberg (1833), due to a mistake in print. In Sternberg (1833, pl. 5, fig. 2) there is an illustration of *C. sertularia* STERNB. 1833. The specimen No K 349 was originally cited in Sternberg (1833, p. 22) as appearing in pl. 8, fig. 1. The errata sheet (“Berichtigung”) then corrected this to pl. 5, fig. 2. However, neither is correct – the specimen does appear in either figure, and in fact, does not seem to be figured in FVW at all.

## *princeps*

- 1838 *Sphenopteris princeps* C.PRESL in Sternberg, vol. II, 7/8, p. 126, pl. 59, figs 12, 13, nom. cons. prop. (Doweld 2014a)
- ≡1849 *Coniopteris princeps* (C.PRESL in Sternberg) BRONGN. in d'Orbigny, vol. 13, p. 152
- ≡1867 *Acrostichites princeps* (C.PRESL in Sternberg) SCHENK, p. 46, pl. 7, figs 3–5, pl. 8, fig. 1, 1a
- ≡1869 *Pecopteris (Acrostichites) princeps* (C.PRESL in Sternberg) SCHIMP., vol. I, p. 529
- ≡1890 *Todea princeps* (C.PRESL in Sternberg) RACIB., p. 9, pl. 1, figs 10–13
- ≡1914 *Todites princeps* (C.PRESL in Sternberg) GOTHAN, p. 95, pl. 17, figs 3, 4
- =1838 *Pecopteris obtusata* C.PRESL in Sternberg, vol. II, 7/8, p. 155, pl. 32, figs 2a–c, 4a, b, nom. illeg., Art. 53.1 (non *Pecopteris obtusata* STERNB. 1825, vol. I, 4, tent. p. 19)
- =1838 *Germaria elymiformis* C.PRESL in Sternberg, vol. II, 7/8, p. 188, pl. 59, figs 1a, 1b, 2–9, nom. rej. prop. (Doweld 2014a)
- =1836 *Alethopteris imbricata* STERNB. in Göppert, p. 390 (Göppert 1836 erroneously cites C. Presl in Sternberg 1838, pl. 31, fig. 2a, b)
- =1836 *Pecopteris athyroides* BRONGN., vol. 1, p. 360, pl. 125, fig. 3
- 2014a *Germaria elymiformis* C.PRESL in Sternberg; Doweld, p. 198 (LECTOTYPE), nom. rej. prop.
- 2014a *Sphenopteris princeps* C.PRESL in Sternberg; Doweld, p. 198, nom. cons. prop.
- 2014a *Alethopteris imbricata* STERNB. in Göppert; Doweld, p. 198, nom. rej. prop.
- 2014a *Pecopteris athyroides* BRONGN.; Doweld, p. 198, nom. rej. prop.

No 76200, non vidimus holotype  
Polypodiopsida, Polypodiidae  
frond fragment  
?impression/compression  
Jurassic, Liassic, Hettangian  
Germany, Eckersdorf near Bayreuth  
coll. Oberfränkisches Erdgeschichtliches Museum Bayreuth

Doweld (2014a) suggested to conserve *Sphenopteris princeps* C.PRESL in Sternberg against *Germaria elymiformis* C.PRESL in Sternberg, *Alethopteris imbricata* STERNB. in Göppert, and *Pecopteris athyroides* BRONGN.

## *pseudobambusia*

holotype missing

- 1820 *Calamites pseudobambusia* STERNB., vol. I, 1, pp. 22, 24, pl. 13, fig. 3 (“*Calamitis*”)
- =?1720 sine nomine; Volkmann, p. 110, pl. 13, fig. 7
- =?1771 sine nomine; Walch, vol. III, p. 148, pls 1, 2, pl. 3, figs 1–4, pl. 3b, fig. 4
- 1825 *Calamites pseudobambusia* STERNB.; Sternberg, vol. I, 4, tent. p. 26
- 1833 *Calamites pseudobambusia* STERNB.; Sternberg, vol. II, 5/6, p. 46
- =1828e *Calamites cannaeformis* SCHLOTH. ex BRONGN., vol. I, 2, p. 131, pl. 21, fig. 5  
herein cf. *Calamites* sp.

Carboniferous; Bohemia, Radnice (“Radnitz”)

It is not the type of the generic name *Calamites* (see Cleal et al. 2012). The conserved type of the genus *Calamites* (“*Calamitis*”) STERNB. 1820 is *Calamites suckowii* BRONGN. 1828d (Cleal et al. 2012).

## *pteroides*

holotype

- 1833 *Caulerpites pteroides* STERNB., vol. II, 5/6, p. 21, pl. 24, fig. 5

- 1997 *Walchia* sp. indet.; J. Kvaček and Straková p. 123

No K 404 holotype  
Pl. 71, fig. 2  
Pinopsida  
leafy branch NCM 569  
impression/compression

Permian; Germany, Ilmenau  
coll. National Museum, Prague

Sternberg's label  
coll. Sternberg, donation from Schlotheim

***pterophora***

1838 *Sphenopteris pterophora* C.PRESL in Sternberg, vol. II, 7/8, pp. 131, 220, nom. illeg., Art. 52.1  
≡1836 *Sphenopteris alata* BRONGN., vol. I, 10, p. 361, **pl. 127**

No 244 holotype  
Polypodiopsida  
part of bipinnate frond  
compression/impression  
Triassic  
Australia, Hawkesbury River near Port Jackson – Sydney  
coll. Natural History Collections, The University of Edinburgh

*Sphenopteris pterophora* C.PRESL in Sternberg was published in “Corrigenda” (C. Presl in Sternberg 1838, p. 220).

***pulchellum***

1825 *Syringodendron pulchellum* STERNB., vol. I, 4, p. 43, tent. p. 24, **pl. 52, fig. 2**

1997 *Sigillaria* sp. indet. (*Syringodendron*); J. Kvaček and Straková, p. 123, **pl. 43, fig. 5**

No K 337  
Pl. 43, fig. 5 holotype  
Lycopodiopsida, Lepidocarpaceae  
decorticated surface of stem  
impression  
Carboniferous, Serpukhovian  
coll. Sternberg  
Poland, Walbrzych (“Waldenburg”)  
coll. National Museum, Prague

***pulvinaris***

1838 *Pinites pulvinaris* C.PRESL in Sternberg, vol. II, 7/8, p. 201, **pl. 49, fig. 7**

≡1929 *Knorria imbricata* STERNB.; Jongmans, p. 73

No E 94  
Pl. 47, fig. 1 holotype  
Lycopodiopsida, Lepidocarpaceae  
decorticated surface of stem  
impression  
Carboniferous Feistmantel's label  
Poland, Kup Maly (“Salzbrunn”) coll. Sello  
coll. National Museum, Prague

***punctata***

holotype or syntypes missing

1838 *Steffensia punctata* C.PRESL in Sternberg, vol. II, 7/8, p. 122

≡1963 *Pecopteris punctata* (C.PRESL in Sternberg) JONGM., p. 2401, nom. illeg., Art. 53.1 (non *Pecopteris punctata* CORSIN 1951, p. 261)

Carboniferous; Poland, Walbrzych (“Waldenburg”)

### *punctatissimus*

1838 *Carpolithes punctatissimus* C.PRESL in Sternberg, vol. II, 7/8, p. 208, **pl. 58, figs 16, 17** (“*Carpolites*”)

herein cf. *Trigonocarpus* sp. vel *Holcospermum* sp.

No E 1217

Pl. 39, fig. 2

detached elliptical seed

petrified seed

holotype

NCM 1317

C. Presl in Sternberg: unknown locality

coll. Sternberg

herein: ? Carboniferous; Austria, Styria, “Stangenalp”

coll. National Museum, Prague

The sediment of the hand specimen is the same as that of *C. multistriatus* – “Stangenalp” in Styria, Austria. J. Kvaček and Straková (1997) used this name as validly published, although it was based solely on an illustration, because precise illustration itself can be considered to meet the requirements of valid publication (Art. 38.7, Art. 38.9).

### *punctatum*

1820 *Lepidodendron punctatum* STERNB., vol. I, 1, p. 20, tent. p. 23, **pl. 4, figs 1** (E 1471), **2, pl. 8, fig. 2A<sub>a,b</sub>** (details of leaf-scars)

≡1822 *Filicites punctatus* (STERNB.) D.C.MART., p. 130

≡1828a *Sigillaria punctata* (STERNB.) BRONGN., p. 64

≡1836 *Caulopteris punctata* (STERNB.) STERNB., p. 21

≡1838 *Protopteris punctata* (STERNB.) C.PRESL in Sternberg, vol. II, 7/8, p. 170, **pl. 65, figs 1–3**

≡1882 *Dicksonia punctata* (STERNB.) HEER, p. 24, pl. 47

1888 *Dicksonia punctata* (STERNB.) HEER; Velenovský, p. 20, pl 5, figs 2–4

=1838 *Protopteris cottaiana* C.PRESL in Sternberg, vol. II, 7/8, p. 170, pl. 65, figs 4, 5

=?1845 *Protopteris sternbergii* CORDA, p. 77, pl. 48, fig. 1

=1866 *Protopteris debeyi* SCHLÜTER, p. 68

2013 *Protopteris punctata* (STERNB.) C.PRESL in Sternberg; Greguš et al., p. 72, **pl. 1, fig. 1**, figs 2–8, pl. 2, fig. 1

No F 1471

Pl. 43, fig. 2

Polypodiopsida, Polypodiidae, Dicksoniales

stem with leaf-scars

outer mould, impression

Cretaceous, Cenomanian

Korycany M., Peruc-Korycany F.

Bohemia, Kounice (“Kaunitz”)

coll. National Museum, Prague

holotype

Feistmantel’s label

NCM 172?

coll. Sternberg

Type of the generic name *Protopteris* STERNB. 1838.

### *punctatum*

1838 *Ulodendron punctatum* C.PRESL in Sternberg, vol. II, 7/8, p. 186, **pl. 45, figs 1** (E 91), **1a–e** (details) (non *Bothrodendron punctatum* LINDL. et HUTTON 1833b, p. 1, pl. 80 ≡ *Ulodendron punctatum* (LINDL. et HUTTON) SCHIMP. 1870, p. 42, nom. illeg., Art. 53.1)

herein cf. *Bothrodendron* sp.

No E 91

Pl. 43, fig. 4

Lycopodiopsida, Lepidocarpaceae

surface of branch with leaf-cushions

and seven large rounded scars

petrification/compression

Carboniferous, Serpukhovian

holotype

Feistmantel’s label

NCM 867

coll. Sternberg

Poland, Walbrzych (“Waldenburg”)  
coll. National Museum, Prague

*pusilla*

holotype

1825 *Rotularia pusilla* STERNB., vol. I, 4, tent. p. 32, nom. illeg., Art. 52.1

≡1821 *Rotularia asplenioides* STERNB., vol. I, 2, p. 30, alternative name, Art. 36.3

≡1821 *Rotularia cuneifolia* STERNB., vol. I, 2, p. 33, **pl. 26, fig. 4a, b**, alternative name, Art. 36.3

≡1879 *Sphenophyllum cuneifolium* (STERNB.) ZEILLER, p. 30

1969 *Sphenophyllum cuneifolium* (STERNB.) ZEILLER; Crookall, p. 579, pl. 107, fig. 5, pl. 109, figs 3, 4, 13, 14, text-figs 160, 161, 162, 163A, 171A

For more details see *cuneifolia*

*pyramidalis*

1833 *Caulerpites pyramidalis* STERNB., vol. II, 5/6, p. 21, **pl. 6, fig. 2** (E 9), **pl. 7, fig. 2** (E 12)

*Caulerpites pyramidalis* STERNB. 1833 was a heterogenous taxon consisting of *Brachyphyllum* sp. indet. = *Caulerpites pyramidalis* STERNB. 1833, pl. 6, fig. 2 and *Chondrites* ichnosp. = *Caulerpites pyramidalis* STERNB. 1833, pl. 7, fig. 2

First taxon:

1833 *Caulerpites pyramidalis* STERNB., vol. II, 5/6, p. 21, **pl. 6, fig. 2**

1997 *Brachyphyllum* sp. indet.; J. Kvaček and Straková, p. 125, **pl. 45, fig. 1**

No E 9

Pl. 45, fig. 1

syntype

Pinopsida

leafy branch

impression

Jurassic, Tithonian

NCM 422?

Solnhofen Lithographic Limestones

coll. Sternberg

Germany, Solnhofen

coll. National Museum, Prague

Second taxon:

1833 *Caulerpites pyramidalis* STERNB., vol. II, 5/6, p. 21, **pl. 7, fig. 2**

1994 *Chondrites* ichnosp.; Mikuláš and Straková, p. 144, **pl. 2, fig. 1**

No E 12

Pl. 43, fig. 1

syntype

trace fossils

?Paleogene

coll. Sternberg

Austria, Höflein (on label), near to Vienna

coll. National Museum, Prague

*quadrangularis*

holotype missing

1838 *Aspidiaria quadrangularis* C.PRESL in Sternberg, vol. II, 7/8, p. 183

○1825 *Lepidodendron tetragonum* STERNB.; Sternberg, vol. I, 4, p. 44, tent. p. 12, **pl. 54, fig. 2**

≡?1702 sine nomine; Petiver, p. 33, pl. 21, fig. 2

≡1845 *Lepidodendron quadrangulare* (C.PRESL in Sternberg) UNGER, p. 133

non (according to C. Presl in Sternberg 1838)

1771 sine nomine; Walch, vol. III., p. 119, pl. ω.2, fig. 3

1820 *Palmacites quadrangulatus* SCHLOTH., p. 395, pl. 18, fig. 1, nom. inval., Art. 13.1 (f)

1820 *Palmacites affinis* SCHLOTH., p. 395, pl. 19, fig. 1, nom. inval., Art. 13.1 (f)



Carboniferous, United Kingdom, Yarrow

For more details see see *tetragonum*

***quadrata***

1838 *Bergeria quadrata* C.PRESL in Sternberg, vol. II, 7/8, p. 184, **pl. 68, fig. 19**

- =1838 *Bergeria acuta* C.PRESL in Sternberg, vol. II, 7/8, p. 184, pl. 48, fig. 1a
- =1911 *Lepidodendron acutum* (C.PRESL in Sternberg) KIDST., p. 146
- 1947 *Lepidodendron acutum* (C.PRESL in Sternberg) KIDST.; Němejc, p. 66
- =1831 *Lepidodendron dilatatum* LINDL. et HUTTON, vol. I, p. 27, pl. 7, fig. 2
- =1831 *Lepidodendron gracile* LINDL. et HUTTON, vol. I, p. 30, pl. 9, figs 1, 2
- =1831 *Lepidodendron sternbergii* LINDL. et HUTTON, vol. I, p. 15, pl. 4.
- =1838 *Bergeria angulata* C.PRESL in Sternberg, vol. II, 7/8, p. 184, pl. 58, fig. 17
- =1838 *Bergeria marginata* C.PRESL in Sternberg, vol. II, 7/8, p. 184, pl. 58, fig. 16
- =1838 *Bergeria rhombica* C.PRESL in Sternberg, vol. II, 7/8, p. 184, pl. 58, fig. 18
- =2014 ***Bergeria dilatata*** (LINDL. et HUTTON) ÁLVAREZ-VÁZQUEZ et al., p. 201, figs 13, 14a–h, 16g–h
- 2018 *Bergeria dilatata* (LINDL. et HUTTON) ÁLVAREZ-VÁZQUEZ et al.; Álvarez-Vázquez et al., p. 10, figs 2–10b

No E 103  
Pl. 45, fig. 4 holotype  
Lycopodiopsida, Lepidocarpaceae  
surface of stem with leaf-cushions  
impression Feistmantel's label  
Carboniferous, Moscovian NCM 845  
Kladno F., Nýřany M. coll. Sternberg  
Bohemia, Plasy  
coll. National Museum, Prague

***quercifolia*** holotype missing

1838 *Pecopteris quercifolia* C.PRESL in Sternberg, vol. II, 7/8, p. 159, **pl. 50, fig. 3**

2011 *Pecopteris quercifolia* C.PRESL in Sternberg; Kustatscher and van Konijnenburg-van Cittert, p. 230

Triassic, Ladinian/Rhaetian; Germany, Stuttgart

***quercifolia*** syntypes missing

1838 *Rhodea quercifolia* C.PRESL in Sternberg, vol. II, 7/8, p. 109, **pl. 33, fig. 2**

- ≡1848a *Hymenophyllites preslanus* GÖPP. in Bronn, p. 602, nom. illeg., Art. 52.1
- =?1838 *Taxodites muensterianus* C.PRESL in Sternberg, vol. II, 7/8, p. 204, pl. 33, fig. 3
- =?1866 *Selenocarpus muensterianus* (C.PRESL in Sternberg) SCHENK, p. 89, pl. 22, figs 1–6

Jurassic, Liassic; Germany, Strullendorf ("Strahlendorf")  
[coll. B. S. München, Germany]

***radnicense***

1838 *Cromyodendron radnicense* C.PRESL in Sternberg, vol. II, 7/8, p. 193, nom. illeg., Art. 52.1

- 1820 sine nomine; Sternberg, vol. I, 1, p. 20, **pl. 5, figs 2a, b**
- ≡1825 *Scitamineites musaeformis* STERNB., vol. I, 4, tent. p. 36

- ≡1845 ***Psaronius musaeformis*** (STERNB.) CORDA, p. 94, pl. 45, fig. 3
- 1910 *Psaronius musaeformis* (STERNB.) CORDA; Seward, vol. II, p. 420, text-fig. 296D

Kladno F., Radnice M. coll. Sternberg  
Bohemia, Svinná (“Swina”)

Type of the generic name *Cromyodendron* C.PRESL in Sternberg 1838, nom. illeg., Art. 52.1.

For more details see *musaeformis*

### *radnicensis*

1838 *Pecopteris radnicensis* C.PRESL in Sternberg, vol. II, 7/8, p. 161, **pl. 58, fig. 1**

≡1869 *Pecopteris (Aspidides) radnicensis* (STERNB.) SCHIMP., vol. I, p. 521

≡1877 *Oligocarpia radnicensis* (STERNB.) STUR, p. 199

=1825 *Filicites plumosus* ARTIS, p. 17, pl. 17

=1827a *Pecopteris plumosa* (ARTIS) STERNB., p. 137

1836 *Pecopteris plumosa* (ARTIS) STERNB.; Brongniart, vol. 1, p. 348, pls 121, 122

1838 *Pecopteris plumosa* (ARTIS) STERNB.; Brongniart, C. Presl in Sternberg, vol. II, 7/8, p. 161

=1886 *Dactylothea plumosa* (ARTIS) KIDST., pp. 128, 259

=1877 *Senftenbergia plumosa* (ARTIS) STUR, p. 187 (293)

1940 *Dactylothea plumosa* (ARTIS) KIDST.; Němejc, p. 2

2001 *Senftenbergia plumosa* (ARTIS) STUR; Bek and Pšenička, p. 218, pls 1–7

No E 1544

Pl. 44, fig. 1

holotype

Polypodiopsida, Marattiidae

part of tripinnate leaf

Feistmantel's label

compression

Carboniferous, Moscovian

Kladno F. Radnice M.

coll. Sternberg

Bohemia, Břasy (“Brzas”)

coll. National Museum, Prague

### *radnicensis*

holotype missing

1838 *Sciadipteris radnicensis* C.PRESL in Sternberg, vol. II, 7/8, p. 118, **pl. 37, figs 1, 1b**

≡1842 *Asplenites radnicensis* (C.PRESL in Sternberg) GÖPP., vol. 3/4, p. 79, **pl. 15, fig. 1**

≡1865 *Asplenium radnicense* (C.PRESL in Sternberg) ETTINGSH., p. 156

≡1869 *Pecopteris (Aspidides) presliana* SCHIMP., vol. I, p. 522, nom. nov., Art. 6.11

≡1963 *Pecopteris radnicensis* (C.PRESL in Sternberg) JONGM., p. 2403, nom. illeg., Art. 52.1 (non *Pecopteris radnicensis* C.PRESL in Sternberg, vol. 7/8, p. 161)

~1825 *Pecopteris aspidioides* STERNB., vol. I, 4, p. 42, tent. p. 20, pl. 50, fig. 5

herein cf. *Pecopteris aspidioides* STERNB.

Carboniferous; Bohemia, Radnice (“Radnitz”)

Type of the generic name *Sciadipteris* C.PRESL in Sternberg 1838.

### *ramulosus*

1833 *Halymenites ramulosus* STERNB., vol. II, 5/6, p. 31

○1828d *Furoides furcatus* var. β BRONGN., vol. I, 1, p. 62, **pl. 3, fig. 2**

≡1849 *Granularia ramulosa* (STERNB.) POMEL, p. 334

1997 ichnogen. et ichnosp. indet.; J. Kvaček and Straková, p. 127

non vidimus

holotype

trace fossil

Jurassic, Middle Jurassic, Bathonian; United Kingdom, Stonesfield  
coll. Muséum national d'Histoire naturelle, Paris (Pátová 2001)

***raphifolia***

- 1821 *Flabellaria raphifolia* STERNB., vol. I, 2, pp. 29, 32, **pl. 21, fig. right**  
○1820 *Palmacites flabellatus* SCHLOTH., p. 393, nom. inval., Art. 13.1 (f)  
≡1822b *Palmacites flabellatus* SCHLOTH. ex BRONGN., p. 54, nom. illeg., Art. 52.1  
≡1823b *Palmacites raphifolius* (STERNB.) BRONGN., p. 359  
1972 *Flabellaria raphifolia* STERNB.; Jung and Knobloch, p. 106  
≡1958 *Trachycarpus raphifolia* (STERNB.) TAKHT., p. 1670, pl. 4, figs 1–5  
1974 *Palmacites raphifolius* (STERNB.) BRONGN.; Jung, p. 15, **text-fig. 1**  
≡1996 *Sabal raphifolia* (STERNB.) ERW.KNOBLOCH et KVAČEK in Knobloch et al., p. 138, pl. 45, fig. 4, pl. 46, figs 2, 3, pl. 47, fig. 4

No AS I 778, non vidimus holotype  
Liliopsida, Arecales, Areaceae  
palmate compound leaf  
impression/compression  
Paleogene, Eocene  
Häring Beds (Häring Schichten) coll. Flurl  
Austria, Häring, Tirol  
coll. B. S. München, Germany

Type of the generic names *Flabellaria* STERNB. 1821, nom. illeg., Art. 53.1. (non *Flabellaria* CAV. 1790) and *Exflabellaria* LAMOTTE 1952.

***reflexa***

syntypes missing

- 1821 *Annularia reflexa* STERNB., vol. I, 2, pp. 28, 33, **pl. 19, fig. 5**  
=1771 sine nomine; Walch, vol. III, pp. 117, 118, pl. ω (P.III), figs 1, 2  
1825 *Annularia reflexa* STERNB.; Sternberg, vol. I, 4, tent. p. 31  
≡1860 *Asterophyllites reflexus* (STERNB.) H.C.WOOD, p. 237  
2017 *Annularia reflexa* STERNB.; Álvarez-Vazquez and Wagner, p. 62

Carboniferous; Bohemia, Radnice (“Radnitz”)

***regularis***

holotype missing

- 1825 *Calamites regularis* STERNB., vol. I, 4, p. 46, tent. p. 27, **pl. 59, fig. 1**  
1833 *Calamites regularis* STERNB.; Sternberg, vol. II, 5/6, p. 52  
≡1838 *Tithymalites striatus* C.PRESL in Sternberg, vol. II, 7/8, p. 205, nom. illeg., Art. 52.1

Carboniferous; Germany, Saarbrücken

***regularis***

- 1825 *Carpolithes regularis* STERNB., vol. I, 4, tent. p. 41 (“*Carpolites*”)  
○1820 sine nomine; Sternberg, vol. I, 1, **pl. 7, fig. 2**  
≡1880 *Cardiocarpus regularis* (STERNB.) LESQ., vol. II, p. 572, pl. 85, figs 31, 31a  
1976 *Carpolithes regularis* STERNB.; Crookall, p. 951, pl. 170, figs 1, 1a, 2, 2a (“*Carpolithus*”)

No E 1197 holotype  
Pl. 46, fig. 3  
Pinopsida, Cordaianthales

detached elliptical seed  
impression – cast  
Carboniferous, Moscovian  
Kladno F., Radnice M.  
Bohemia, Radnice (“Radnitz”)  
coll. National Museum, Prague

Feismantel’s label  
NCM 1328  
coll. Sternberg

J. Kvaček and Straková (1997) used this name as validly published, although it was based solely on an illustration, because precise illustration itself can be considered to meet the requirements of valid publication (Art. 38.7, Art. 38.9).

### *reichiana*

holotype missing

1838 *Pecopteris reichiana* C.PRESL in Sternberg, vol. II, 7/8, p. 155, pl. 37, fig. 2, nom. illeg., Art. 53.1 (non *Pecopteris reichiana* BRONGN. 1834a, vol. I, 8, p. 302, pl. 116, fig. 7)

≡1867 *Aspidium reichianum* (C.PRESL in Sternberg) ETTINGSH., p. 244  
herein *Cladophlebis* sp.

Cretaceous; Germany, (“Sahla”) probably Saal a.d. Donau near Regensburg

### *reichii*

1833 *Haliserites reichii* STERNB., vol. II, 5/6, p. 34, pl. 24, fig. 7  
≡1833 *Fucoides dichotomus* F.RCHB. in Sternberg, vol. II, 5/6, p. 34, nom. inval., Art. 36.1

≡1869 *Delesseria reichii* (STERNB.) SCHIMP., p. 178  
1978 *Haliserites reichii* STERNB.; Knobloch, p. 84, text-figs 1–7, pl. 1, figs 6, 8, pl. 2, figs 1, 2  
2000 *Haliserites reichii* STERNB.; Kahlert and Ruffle, p. 428

No K 996  
Magnoliopsida  
leaf fragment  
impression  
Cretaceous, Cenomanian  
Germany, Niederschöna (“Schoena”)  
coll. National Museum, Prague

syntype  
Sternberg’s label

Type of the generic name *Haliserites* STERNB. 1833. The figured syntype (Sternberg 1833, pl. 24, fig. 7) is missing in the collection of the National Museum, Prague. The unfigured syntype bears the original label with the following text: “*Fucoides reichianus*, *Haliserites reichii* Tome 2. T:XXIV, f:7 von Schoena in Sahsen”, NCM 347.

### *remota*

1838 *Neuropteris remota* C.PRESL in Sternberg, vol. II, 7/8, p. 220, pl. 40, fig. 4  
≡1838 *Neuropteris distans* C.PRESL in Sternberg, vol. II, 7/8, p. 136, nom. illeg., Art. 52.1 (non *Neuropteris distans* STERNB. 1825, vol. I, 4, tent. p. 17)  
1864 *Neuropteris remota* C.PRESL in Sternberg; Schenk, p. 75, pl. 1; pl. 2, fig. 3  
≡1864 *Neuropteris ruetimeyeri* HEER, p. 53, pl. 2, fig. 6  
≡1869 *Anopteris distans* SCHIMP., vol. I, p. 471, pl. 33, figs 1, 2, ut “(C.PRESL in Sternberg) SCHIMP.” nom. illeg., Art. 52.1  
≡1911 *Cladophlebis remota* (C.PRESL in Sternberg) ZEILLER, p. 232  
≡2006 *Cladophlebis remota* (C.PRESL in Sternberg) VAN KONIJNENB. et al., p. 960, pl. 5, figs 5–6, pl. 6, fig. 4, text-fig. 5B, nom. illeg., Art. 52.1 (superfluous new combination)  
≡1922 “*Anopteris (Cladophlebis) distans*” SCHIMP.; Frentzen, p. 22, pl. 1, figs 4, 6, nom. illeg., Art. 52.1  
≡1918 *Pecopteris parvifolia* COMPTER, p. 442, figs 2a, 3  
2011 *Cladophlebis remota* (C.PRESL in Sternberg) VAN KONIJNENB. et al.; Kustatscher and van Konijnenburg-van Cittert, p. 227, figs 7B, 12H (not correctly cited), nom. illeg., Art. 52.1

No E 160  
Pl. 44, fig. 4  
Polypodiopsida

holotype

middle part of bipinnate leaf  
impression  
Triassic, Carnian  
Germany, Sinsheim  
coll. National Museum, Prague

coll. Münster

Type of the generic name *Anotopteris* SCHIMP. 1869; the name *Neuropteris distans* C.PRESL in Sternberg 1838, was illegitimately published by C. Presl in Sternberg (1838, p. 136) and subsequently corrected in “Corrigenda” (C. Presl in Sternberg 1838, p. 220). The new combination *Cladophlebis remota* was published already by Zeiller (1911, see Art. 41.3, Art. 38.14, Art. 46.1).

**repanda**

holotype or syntypes missing

1825 *Pecopteris repanda* STERNB., vol. I, 4, tent. p. 20 (non *Pecopteris repanda* LINDL. et HUTTON 1833b, vol. II, p. 9, nom. illeg., Art. 53.1)

≡1836 *Cyatheites repandus* (STERNB.) GÖPP., p. 326

Carboniferous; Bohemia, Radnice (“Radnitz”)

**repandus**

holotype missing

1825 *Phyllites repandus* STERNB., vol. I, 4, Index iconum p. [2], (non *Phyllites repandus* ENGELH. 1891, p. 685, nom. illeg., Art. 53.1)

○1821 sine nomine; Sternberg, vol. I, 2, p. 29, pl. 25, figs 1a, b (part and counterpart)

≡1850a *Acerites repandus* (STERNB.) UNGER, p. 453  
herein *Ettingshausenia* sp.

Cretaceous; Bohemia, Děčín (“aus einem Steinbruch in der Quadersandstein formation am rechten Elbeufer, eine halbe Stunde unter der Stadt Tetschen” – sandstone quarry in the right bank of the Labe River, half an hour from Děčín)  
[coll. Franz Thun]

J. Kvaček and Straková (1997) used this name as validly published, although it was based solely on an illustration, because precise illustration itself can be considered to meet the requirements of valid publication (Art. 38.7, Art. 38.9).

**retusus**

1825 *Carpolithes retusus* STERNB., vol. I, 4, tent. p. 41 (“*Carpolites*”)

○1820 sine nomine; Sternberg, vol. I, 1, pl. 7, figs 10, 11

≡1873 *Cardiocarpus retusus* (STERNB.) NEWB., p. 374, pl. 43, fig. 6

No E 1204

Pl. 46, fig. 2

holotype

Pinopsida, Cordaianthales

detached round seed

impression – cast

Carboniferous, Moscovian

NCM 1329

Kladno F., Radnice M.

coll. Sternberg

Bohemia, Radnice (“Radnitz”)

coll. National Museum, Prague

J. Kvaček and Straková (1997) used this name as validly published, although it was based solely on an illustration, because precise illustration itself can be considered to meet the requirements of valid publication (Art. 38.7, Art. 38.9).

**retusus**

holotype missing

1825 *Phyllites retusus* STERNB., vol. I, 4, Index iconum, p. [2]

○1821 sine nomine; Sternberg, vol. I, 2, p. 30, **pl. 25, fig. 2**

Tertiary; Bohemia, from brown coal mines from vicinity of Děčín ?Verneřice (“aus den obrigkeitlichen Braunkohlenwerken der Herschaft Tetschen”)  
[coll. Franz Thun]

J. Kvaček and Straková (1997) used this name as validly published, although it was based solely on an illustration, because precise illustration itself can be considered to meet the requirements of valid publication (Art. 38.7, Art. 38.9).

### ***rhodeanum***

syntypes missing

1838 *Ulodendron rhodeanum* C.PRESL in Sternberg, vol. II, 7/8, p. 186, nom. illeg., Art. 52.1

○1820 sine nomine; Rhode, p. 16, **pl. 3, figs 1–8**

≡1825 *Lepidodendron ornatissimum* STERNB., vol. I, 4, tent. p. 12

Carboniferous; Poland, Walbrzych (“Waldenburg”)

For more details see *ornatissimum*

### ***rhodianum***

syntypes missing

1825 *Lepidodendron rhodianum* STERNB., vol. I, 4, tent. p. 11

○1820 sine nomine; Rhode, pp. 7, 8, **pl. 1, figs 1A, 3**

≡1838 *Sagenaria rhodiana* (STERNB.) C.PRESL in Sternberg, vol. II, 7/8, p. 179 (“*rhodeana*”)

1964 *Lepidodendron rhodianum* STERNB.; Crookall, p. 245, pl. 61, fig. 6, **text-fig. 80** (“*rhodeanum*”)

1970 *Lepidodendron rhodianum* STERNB.; Thomas, p. 178

Carboniferous; Walbrzych (“Waldenburg”), Poland

### ***rhoifolia***

syntypes missing

1838 *Sagenopteris rhoifolia* C.PRESL in Sternberg, vol. II, 7/8, p. 165, **pl. 35, fig. 1**, nom. illeg., Art. 52.1

≡1836 *Acrostichites inaequilaterus* STERNB. in Göppert, p. 287

≡1865 *Gymnogramme cuneata* ETTINGSH., p. 70, nom. illeg., Art. 52.1

≡1825 *Filicites nilsonianus* BRONGN., p. 218, pl. 12, fig. 1 (“*nilsoniana*”)

≡1838 *Sagenopteris acuminata* C.PRESL in Sternberg, vol. II, 7/8, p. 165, pl. 35, fig. 3

≡1838 *Sagenopteris diphylla* C.PRESL in Sternberg, vol. II, 7/8, p. 165, pl. 35, fig. 4

≡1838 *Sagenopteris semicordata* C.PRESL in Sternberg, vol. II, 7/8, p. 165, pl. 35, fig. 2

≡1845 *Acrostichites acuminatus* (C.PRESL in Sternberg) UNGER, p. 77

≡1870 *Sagenopteris nilsoniana* (BRONGN.) E.HÉBERT, p. 374

1933 *Sagenopteris nilsoniana* (BRONGN.) E.HÉBERT; Harris, p. 5, pl. 1, fig. 11, text-figs 1, 2A–F

Triassic, Jurassic; Germany, Strullendorf (“*ad Sinsheim Ducat. Badensis et ad Schrullendorf Franconiae*” – Göppert 1836, “*Strahlendorf prope Bambergam*” – C. Presl in Sternberg 1838)

Type of the generic name *Sagenopteris* C.PRESL in Sternberg 1838. Sternberg in Göppert (1836) based *Acrostichites inaequilaterus* on all figures 1–4 of the plate 35 published by Sternberg (1838). However, later C. Presl in Sternberg (1838) described each of the fossils figured in the plate 35 under separate names. Due to the missing holotype of *S. rhoifolia*, Cleal and Rees (2003) suggested changing the type of the genus *Sagenopteris* from *S. rhoifolia* to *S. acuminata*.

### ***rhombica***

1838 *Bergeria rhombica* C.PRESL in Sternberg, vol. II, 7/8, p. 184, **pl. 68, fig. 18**

≡1831 *Lepidodendron dilatatum* LINDL. et HUTTON, vol. I, p. 27, pl. 7, fig. 2

- =1831 *Lepidodendron gracile* LINDL. et HUTTON, vol. I, p. 30, pl. 9, figs 1, 2  
 =1831 *Lepidodendron sternbergii* LINDL. et HUTTON, vol. I, p. 15, pl. 4.  
 =1838 *Bergeria acuta* C.PRESL in Sternberg, vol. II, 7/8, p. 184, pl. 58, figs 1a, 1b.  
 =1838 *Bergeria angulata* C.PRESL in Sternberg, vol. II, 7/8, p. 184, pl. 58, fig. 17  
 =1838 *Bergeria marginata* C.PRESL in Sternberg, vol. II, 7/8, p. 184, pl. 58, fig. 16  
 =1838 *Bergeria quadrata* C.PRESL in Sternberg, vol. II, 7/8, p. 184, pl. 58, fig. 19  
 =1911 *Lepidodendron acutum* (C.PRESL in Sternberg) KIDST., p. 146  
 1947 *Lepidodendron acutum* (C.PRESL in Sternberg) KIDST.; Němejc, p. 66  
 =2014 *Bergeria dilatata* (LINDL. et HUTTON) ÁLVAREZ-VÁZQUEZ et al., p. 201, (figs 13, 14a–h, 16g–h)

No E 106  
 Pl. 46, fig. 4  
 Lycopodiopsida, Lepidocarpaceae  
 surface of stem with leaf-cushions  
 impression  
 Carboniferous, Moscovian  
 Kladno F., Nýřany M.  
 Bohemia, Plasy (“Plass”)  
 coll. National Museum, Prague

syntype  
 Feistmantel’s label  
 NCM 846  
 coll. Sternberg

There is an unfigured original specimen in the collection of the National Museum, Prague No E 107, loc. Plasy (NCM 850).

### *rigida*

- 1825 *Bruckmannia rigida* STERNB., vol. I, 4, tent. p. 29, **pl. 19, fig. 1**  
 ≡1825 *Schlotheimia dubia* STERNB., vol. I, 4, tent. p. 29, pl. 19, fig. 1, nom. inval., Art. 36.1  
 =1911 *Asterophyllites longifolius* (STERNB.) BRONGN. forma *rigida* (STERNB.) JONGM., pp. 214, 221, fig. 180  
 ~1828a *Asterophyllites rigidus* (STERNB.) BRONGN., pp. 159, 176  
 ~1960 *Asterophyllites rigidus* (STERNB.) BRONGN.; Jongmans, p. 32  
 ~1825 *Bruckmannia longifolia* STERNB., vol. I, 4, p. 45, tent. p. 29, pl. 58, fig. 1  
 ~1828a *Asterophyllites longifolius* (STERNB.) BRONGN., pp. 159, 176  
 ~1911 *Asterophyllites longifolius* (STERNB.) BRONGN.; Kidston, p. 118  
 1969 *Asterophyllites longifolius* (STERNB.) BRONGN.; Crookall, p. 706, pl. 150, fig. 2, text-fig. 205

Nos E 36, E 37  
 Pl. 45, fig. 2 (E 37)  
 Equisetopsida, Calamostachyales  
 apical part of leafy stem  
 impression  
 Carboniferous, Moscovian  
 Kladno F., Radnice M.  
 Bohemia, Minice near Kralupy (“Minitz”)  
 part and counterpart  
 coll. National Museum, Prague

holotype  
 Feistmantel’s label  
 NCM 1107,1115  
 coll. Sternberg

*Asterophyllites rigidus* (STERNB.) BRONGN. 1828a is included by some authors in *Asterophyllites longifolius* (STERNB.) BRONGN. 1828a (Jongmans 1914, p. 133).

### *rimosum*

- 1820 *Lepidodendron rimosum* STERNB., vol. I, 1, p. 21, tent. p. 23, **pl. 10, fig. 1**  
 ≡1838 *Sagenaria rimosum* (STERNB.) C.PRESL in Sternberg, vol. II, 7/8, p.180  
 1964 *Lepidodendron rimosum* STERNB.; Crookall, p. 248, pl. 70, figs 1–6, **text-fig. 81**  
 1997 *Lepidodendron* sp. indet. (*Aspidiaria*); J. Kvaček and Straková, p. 130, **pl. 44, fig. 4**

No E 1836  
 Pl. 44, fig. 3  
 Lycopodiopsida, Lepidocarpaceae  
 surface of decorticated stem

syntype

impression  
Carboniferous, Moscovian  
Kladno F., Radnice M.  
Bohemia, Radnice (“Radnitz”)  
coll. National Museum, Prague

Feistmantel’s label  
NCM 813  
coll. Sternberg

There is another syntype No E 4767 in the collection of the National Museum, Prague.

**roessertiana**

syntypes missing

1838 *Sphenopteris roessertiana* C.PRESL in Sternberg, vol. II, 7/8, p. 126, pl. 32, fig. 3a<sub>1-4</sub>, 3b

herein cf. *Sphenopteris schoenleiniana* (BRONGN.) C.PRESL in Sternberg

Jurassic, Liassic; Germany, Reundorf (“Reindorf”) near Bamberg  
?coll. B. S. München, Germany

**roessertianus**

syntypes missing

1838 *Equisetites roessertianus* C.PRESL in Sternberg, vol. II, 7/8, p. 106, pl. 32, fig. 12a<sub>2,3</sub>, c, d

1908 *Equisetites muensteri* STERNB.; Halle, p. 18

Jurassic, Liassic; Germany, Höfl (“Hoeffl”) near Bamberg

**roessertianus**

syntypes missing

1838 *Pinites roessertianus* C.PRESL in Sternberg, vol. II, 7/8, p. 201, pl. 33, fig. 11

1997 *Palissya* sp.; J. Kvaček and Straková, p. 131

Jurassic, Liassic; Germany, Reundorf

**roessertii**

syntypes missing

1838 *Alethopteris roessertii* C.PRESL in Sternberg, vol. II, 7/8, p. 145, pl. 33, fig. 14a<sub>1-2</sub>, b

≡1849 *Desmophlebis roessertii* (C.PRESL in Sternberg) BRONGN. in d’Orbigny, vol. 13, p. 152

≡1866 *Asplenites roessertii* (C.PRESL in Sternberg) SCHENK, p. 49, pl. 7, figs ?6, 7, 7a, pl. 10, figs 1–4

≡1869 *Pecopteris (Asplenites) roessertii* (C.PRESL in Sternberg) SCHIMP., vol. I., p. 527

≡1872 *Cladophlebis roessertii* (C.PRESL in Sternberg) SAPORTA, p. 301, pl. 31, fig. 4

≡1912 *Todites roessertii* (C.PRESL in Sternberg) KRYSHT., p. 492, pl. 15, figs 4, 4a

2006 *Todites roessertii* (C.PRESL in Sternberg) KRYSHT.; Kustatscher and van Konijnenburg-van Cittert, p. 224

Jurassic, Liassic; Germany, Strullendorf (“Strahlendorf”) near Bamberg  
[coll. B. S. München, Germany]

**rosthornii**

1833 *Sargassites rosthornii* STERNB., vol. II, 5/6, p. 36, pl. 25, fig. 6

No E 30

Pl. 46, fig. 1

plant fragment

impression

?Jurassic, ?Cretaceous

Austria, Kärnten (“Carinthia”) Loschberg  
near Zwettl (Schweitzer 2006)

coll. National Museum, Prague

holotype

?Sternberg’s label

NCM 248

coll. Rosthorn



## *rubescens*

1838 *Neuropteris rubescens* C.PRESL in Sternberg, vol. II, 7/8, p. 136, **pl. 50, fig. 1b**

≡1929 *Alethopteris rubescens* (C.PRESL in Sternberg) NĚMEJC, p. 3[4], **pl. 1, fig. 6**

1955 *Alethopteris rubescens* (C.PRESL in Sternberg) NĚMEJC; Crookall, pp. 35, 36, **text-fig. 12**

≡1963 *Callipteridium rubescens* (C.PRESL in Sternberg) R.H.WAGNER, p. 721, comb. inval., Art. 41.5

≡1963 *Praecallipteridium rubescens* (C.PRESL in Sternberg) R.H.WAGNER, p. 721, comb. inval., Art. 41.5

No E 161b

Pl. 42, fig. 2b

holotype

Pteridospermopsida

part of simply pinnate leaf

impression

Feistmantel's label

Carboniferous, Moscovian

NCM 627

Kladno F., Nýřany M.

coll. Sternberg

Bohemia, Plasy

coll. National Museum, Prague

On the same hand specimen together with *Goepfertia polypodioides* C.PRESL in Sternberg 1838 (No NM E 161a).

## *rugosa*

1838 *Sagenaria rugosa* C.PRESL in Sternberg, vol. II, 7/8, p. 178, **pl. 68, fig. 4**

=1845 *Lepidodendron rugosum* BRONGN. ex UNGER, p. 129 (name only)

=1820 *Lepidodendron aculeatum* STERNB., vol. I, 1, pp. 20, 23, pl. 6, fig. 2

1970 *Lepidodendron aculeatum* STERNB.; Thomas, p. 146, pl. 29, fig. 3, text-fig. 2e

No E 98

Pl. 46, fig. 5

holotype

Lycopodiopsida, Lepidocarpaceae

surface of stem with leaf-cushions

?Presl's label

impression

Feistmantel's label

Carboniferous, Bashkirian

NCM 805

Germany, Essen

coll. Sternberg

coll. National Museum, Prague

## *salicifolius*

1838 *Cycadites salicifolius* C.PRESL in Sternberg, vol. II, 7/8, p. 195, **pl. 40, figs 1 (E 169), 2 (G 6481)**

*Cycadites salicifolius* C.PRESL in Sternberg 1838 was a heterogenous taxon consisting of *Phoenicites salicifolius* (STERNB.) UNGER 1845, p. 184 = *Cycadites salicifolius* C.PRESL in Sternberg, vol. II, 7/8, p. 195, pl. 40, fig. 1 and *Sabal lamanonis* (BRONGN.) HEER 1855, p. 86 = *Cycadites salicifolius* C.PRESL in Sternberg, vol. II, 7/8, p. 195, pl. 40, fig. 2.

First taxon:

1838 *Cycadites salicifolius* C.PRESL in Sternberg, vol. II, 7/8, p. 195, **pl. 40, fig. 1**

=1838 *Cycadites angustifolius* C.PRESL in Sternberg, vol. II, 7/8, p. 195, pl. 44

≡1845 *Phoenicites salicifolius* (STERNB.) UNGER, p. 184

1850a *Phoenicites salicifolius* (STERNB.) UNGER; Unger, p. 333

1996 *Phoenicites salicifolius* (STERNB.) UNGER; Knobloch et al., p. 139, pl. 42, fig. 1 (type specimen is not refigured)

No E 169

Pl. 47, fig. 2

lectotype (designated herein)

Registered in Plant Fossil Names Registry (J. Kvaček 2020): PFN002428 for lectotype designation

Liliopsida, Arecales, Arecaceae

part of simply pinnate leaf

impression  
Paleogene, Eocene  
Staré Sedlo F. Sternberg's label  
Bohemia, Staré Sedlo ("Altsattel") coll. Sternberg  
coll. National Museum, Prague

Second taxon:

1838 *Cycadites salicifolius* C.PRESL in Sternberg, vol. II, 7/8, p. 195, **pl. 40, fig. 2**

=1822a *Palmacites lamanonis* BRONGN., p. 239, pl. 3, fig. 1

=1840 *Flabellaria latania* ROSSM., p. 39, pl. 11

=1855 *Sabal lamanonis* (BRONGN.) HEER, p. 86

=1958 *Livistonia latania* (ROSSM.) TAKHT., p. 1668

1990 *Sabal lamanonis* (BRONGN.) HEER; Knobloch, p. 162, **text-fig. 1**

1996 *Sabal lamanonis* (BRONGN.) HEER; Knobloch et al., p. 137, **pl. 47, fig. 2**

No G 6481  
Pl. 47, fig. 1 syntype  
Liliopsida, Arecales  
part of simply pinnate leaf  
impression  
Paleogene, Eocene NCM 158  
Staré Sedlo F. coll. Sternberg  
Bohemia, Staré Sedlo ("Altsattel")  
coll. National Museum, Prague

***salinarum*** holotype or syntype missing

1837 *Juglans salinarum* STERNB. ex PUSCH, p. 178

○1825 *Juglandites salinarum* STERNB., vol. I, 4, tent. p. 40, nom. inval., Art. 35.1

≡1845 *Juglandites salinarum* (STERNB. ex PUSCH) UNGER, p. 240

1850c *Juglans salinarum* (STERNB. ex UNGER) UNGER; Unger, p. 321, pl. 35, figs 11–18

Neogene, Miocene; Poland, Wieliczka

Type of the generic name *Juglandites* STERNB. ex ENDL. 1840, nom. illeg., Art. 53.1 (non *Juglandites* H.BERGER 1832). Its type *Juglandites castaneaefolius* H.BERGER 1832, p. 29 (= *Clathropteris* sp. indet. is a leaf impression of a fern from the Jurassic of Germany). *Juglandites* STERNB. ex ENDL. was first validly published by Endlicher (1840, p. 1127).

***saxifragaefolia***

○1825 *Rotularia saxifragaefolia* STERNB., vol. I, 4, p. 45, tent. p. 32, **pl. 55, fig. 4**

≡1848b *Sphenophyllum saxifragaefolium* (STERNB.) GÖPP. in Bronn, p. 1166

=1821 *Rotularia cuneifolia* STERNB., vol. I, 2, p. 33, pl. 26, fig. 4a

=1879 *Sphenophyllum cuneifolium* (STERNB.) ZEILLER, p. 30, pl. 161, figs 1, 2 (Atlas 1878)

1944 *Sphenophyllum cuneifolium* (STERNB.) ZEILLER forma *saxifragaefolium* (STERNB.) GÖPP.; Bell, p. 105, pl. 75, fig. 5, pl. 76, fig. 10

1989 *Sphenophyllum cuneifolium* (STERNB.) ZEILLER forma *saxifragaefolium* (STERNB.) GÖPP.; Zodrow, p. 323 herein cf. ***Sphenophyllum priveticense*** LIBERTÍN, BEK et DRÁBKOVÁ, 2014, p. 204, pls 4, 5

No E 4734  
Pl. 48 syntype  
Equisetopsida, Bowmanitales  
part of leafy branch  
impression/compression Feistmantel's label  
Carboniferous, Moscovian NCM 1221  
Kladno F., Radnice M. coll. Sternberg  
Bohemia, Svinná ("Swina")  
coll. National Museum, Prague

There is an unfigured syntype in the collection of the National Museum, Prague bearing Sternberg's label ("*R. saxifragaefolia*"), No E 5532 (NCM 1226, loc. Svinná). There is one more historical specimen of *R. saxifragaefolia* in a back side of the hand-specimen bearing syntype of *Lepidodendron dichotomum* STERNB. (No E 4775).

### *scanica*

1825 *Bajera scanica* STERNB., vol. I, 4, p. 41, tent. p. 28, **pl. 47, fig. 2**

○1820b sine nomine; Nilsson, p. 285, **pl. 5, fig. 6**

≡1908 *Equisetites scanicus* (STERNB.) T.HALLE, p. 22, **pl. 6, figs 1, 2**, 3–9, pl. 7, pl. 8, figs 1–5, pl. 9, figs 16, 17

No S087453 holotype  
Equisetopsida, Equisetales  
nodal area of stem  
impression  
Triassic, Rhaetian  
Sweden, Höör ("Hoer")  
part and counterpart  
coll. Naturhistoriska riksmuseet, Stockholm

Type of the generic name *Bajera* STERNB. 1825, nom. rej. (McNeill et al. 2006, p. 416).

### *schlotheimiana*

1838 *Aspidiaria schlotheimiana* C.PRESL in Sternberg, vol. II, 7/8, p. 181, **pl. 68, fig. 10**

=1771 sine nomine; Walch, vol. III., p. 119, pl. ω 2 (P.III), fig. 3

=1820 *Palmacites quadrangulatus* SCHLOTH., p. 395, pl. 18, nom. inval., Art. 13.1 (f)

=1820 *Palmacites affinis* SCHLOTH., p. 395, pl. 19, nom. inval., Art. 13.1 (f)

=1822a *Clathraria brardii* BRONGN., p. 222, pl. 1, fig. 5

=1828d *Sigillaria brardii* (BRONGN.) BRONGN., pp. 65, 172

=1832 *Palmacites quadrangulatus* SCHLOTH., p. 10, pl. 18, fig. 1

=1832 *Palmacites affinis* SCHLOTH., p. 10, pl. 19, fig. 1

1997 *Sigillaria brardii* (BRONGN.) BRONGN.; Němejc in J. Kvaček and Straková (LECTOTYPE for *A. schlotheimiana*), p. 134, **pl. 48, fig. 3**

No E 1450  
Pl. 45, fig. 3 lectotype  
Lycopodiopsida, Lepidocarpaceae  
surface of stem with leafy scars  
impression coll. Sternberg  
Carboniferous/Lower Permian, Gzhelian/Asselian  
Germany, Ballenstedt near Quedlinburg, Manebach ("*ad Opperode et Mannebach*")  
coll. National Museum, Prague

Type of the generic name *Aspidiaria* C.PRESL in Sternberg 1838.

### *schlotheimii*

1833 *Caulerpites schlotheimii* STERNB., vol. II, 5/6, p. 21, **pl. 24, fig. 6** (K 405)

1997 ?*Walchia* sp. indet.; J. Kvaček and Straková, p. 134, pl. 51, fig. 7 (K 326)

No K 405  
Pl. 51, fig. 7 syntype  
Pinopsida  
leafy branch Schlotheim's label  
impression Sternberg's label  
Carboniferous/Lower Permian, Gzhelian/Asselian NCM 956

Germany, Ilmenau  
coll. National Museum, Prague

coll. Sternberg

There is an unfigured syntype No K 326 (NCM 957) in the collection of the National Museum, Prague (figured herein, pl. 51, fig. 7).

### *schlotheimii*

- 1825 *Pecopteris schlotheimii* STERNB., vol. I, 4, tent. p. 18  
○1804 sine nomine; Schlotheim, p. 38, **pl. 7, fig. 11**  
○1820 *Filicites cyatheus* SCHLOTH., p. 403, nom. inval., Art. 13.1 (f)
- ≡1828a *Pecopteris cyathea* SCHLOTH. ex BRONGN., p. 56, nom. illeg., Art. 52.1  
≡1832 *Filicites cyatheus* (SCHLOTH. ex BRONGN.) SCHLOTH., p. 6, **pl. 7, fig. 11**, nom. illeg., Art. 52.1  
≡1877 *Asterothea cyathea* (SCHLOTH. ex BRONGN.) STUR, p. 187, nom. illeg., Art. 52.1  
≡1883 *Scolecoperis cyathea* (SCHLOTH. ex BRONGN.) STUR, p. 722, nom. illeg., Art. 52.1  
1980b *Scolecoperis cyathea* (SCHLOTH. ex BRONGN.) STUR; Barthel, p. 279, **pl. 3, fig. 1**, nom. illeg., Art. 52.1  
1990 *Pecopteris cyathea* SCHLOTH. ex BRONGN.; Zodrow, p. 25, pl. 1, fig. 1, pl. 2, fig. 3, pl. 5–8, text-figs 1b, 5b, 12–15, 16a, b, 17, 19, nom. illeg., Art. 52.1

No 1987/315  
Polypodiopsida, Marattiidae  
part of bipinnate leaf  
compression  
Carboniferous, Lower Rotliegendes  
Germany, Mordfleck near Schmücke  
coll. Museum für Naturkunde, Berlin

syntype  
Quensted's No K.π 96

Sternberg (1825, tent. p. 18) did not mention Schlotheim's type locality, but localities "Mannebach, Arlsberg" in its vicinity. *Pecopteris schlotheimii* STERNB. 1825 has priority over *Pecopteris cyathea* SCHLOTH. ex BRONGN. 1828a, unless the latter is conserved. Unfigured syntype of *P. schlotheimii* (No K 381, loc. Manebach, Arlsberg (NCM damaged, orig. Sternberg's label)) is stored in Sternberg's collection in the National Museum, Prague.

### *schlotheimii*

holotype

- 1838 *Pecopteris schlotheimii* C.PRESL in Sternberg, vol. II, 7/8, p. 161, nom. illeg., Art. 53.1. (non *Pecopteris schlotheimii* STERNB., vol. I, 4, tent. p. 18)  
○1804 sine nomine; Schlotheim, p. 46, **pl. 9, fig. 16**  
○1820 *Filicites feminaeformis* SCHLOTH., p. 307, nom. inval., Art. 13.1 (f)
- ≡1825 *Pecopteris arguta* STERNB., vol. I, 4, tent. p. 19  
≡1832 *Filicites feminaeformis* SCHLOTH., p. 7, **pl. 9, fig. 16**, nom. illeg., Art. 52.1 ("*foeminaeformis*")  
≡1836 *Aspidites argutus* (STERNB.) GÖPP., p. 359  
≡1869 *Goniopteris arguta* (STERNB.) SCHIMP., vol. I, p. 543  
≡1855 *Cyatheites argutus* (STERNB.) GEINITZ, p. 24, pl. 29, figs 1–3  
≡1881 *Pecopteris feminaeformis* (SCHLOTH.) STERZEL, p. 268, nom. illeg., Art. 52.1  
≡1968 *Nemejcopteris feminaeformis* (SCHLOTH.) BARTHEL, p. 733, pl. 1, figs 1–14, pl. 2, figs 1–10, pl. 3, figs 1–13, nom. illeg., Art. 52.1

For more details see *arguta*

### *schlotheimii*

- 1825 *Sphenopteris schlotheimii* STERNB., vol. I, 4, tent. p. 15 ("*Sphaenopteris*") (non *Sphenopteris schlotheimii* BRONGN. 1830, vol. I, 4, p. 193, nom. illeg., Art. 53.1)  
○1804 sine nomine; Schlotheim, p. 49, **pl. 10, fig. 18 right a**(1987/343), **left a** (1987/ 341) (non fig. 18b)  
○1820 *Filicites fragilis* SCHLOTH., p. 408, pro parte, **pl. 21, fig. 1**, nom. inval., Art. 13.1 (f) (non pl. 10, fig. 17)  
○1820 *Filicites adiantoides* SCHLOTH., p. 408, **pl. 10, fig. 18 right a**(1987/343), **left a** (1987/ 341), pro parte (non fig. 18b), nom. inval., Art. 13.1 (f)

- ≡1832 *Filicites adiantoides* SCHLOTH., p. 7, **pl. 10, fig. 18 right a**(1987/343), **left a** (1987/ 341) (non fig. 18b), nom. illeg., Art. 52.1  
 = *Filicites fragilis* SCHLOTH., p. 10, pl. 21, 1 (pro parte, non pl. 10, fig. 17)  
 ≡1907 *Cuneopteris adiantoides* (SCHLOTH.) POTONIÉ, p. 81/2, **fig. 1 A β** (1987/ 341), nom. illeg., Art. 52.1  
 ≡1913 *Diplothemema adiantoides* (SCHLOTH.) GOTHAN, p. 76, pl. 15, fig. 3, nom. illeg., Art. 52. 1 (non *Diplothemema adiantoides* (LINDL. et HUTTON) STUR 1877, p. 230)  
 ≡1920 *Sphenopteris adiantoides* (SCHLOTH.) GOTHAN, p. 80, comb. illeg., Art. 52.1  
 ≡1933 *Diplothemema schlotheimii* (STERNB.) RALLI, p. [214] - explanations to plates, pl. 7, fig. 1  
 ≡1968 *Heterangium adiantoides* (SCHLOTH.) NĚMEJC, pp. 66, 157, comb. inval., Art. 33. 2  
 1970 *Heterangium adiantoides* (SCHLOTH.) NĚMEJC; Daber, p. 252, pl. 2 (1987/343)  
 =1822a *Filicites elegans* BRONGN., p. 233, pl. 2, fig. 2  
 =1825 *Sphenopteris elegans* (BRONGN.) STERNB., vol. II, 4, tent. p. 15  
 1920 *Sphenopteris elegans* (BRONGN.) STERNB.; Gothan, p. 80

No 1987/341  
 Pteridospermopsida  
 compression/impression  
 part of tripinnate leaf  
 Carboniferous, Serpukhovian  
 Poland, Walbrzych (“Waldenburg”)  
 coll. Museum für Naturkunde, Berlin

On the same hand specimen No 1987/341 with the syntype of *Sphenopteris distans* STERNB. 1825.

No 1987/343  
 Pteridospermopsida  
 compression/impression  
 part of tripinnate leaf  
 Carboniferous, Serpukhovian  
 Poland, Walbrzych (“Waldenburg”)  
 coll. Museum für Naturkunde, Berlin

*Filicites elegans* BRONGN. 1822a has priority over *Sphenopteris schlotheimii* STERNB. 1825, if their types belong to the same species. Sternberg (1825), in synonymy with *Sphenopteris schlotheimii*, probably omitted the name *Filicites fragilis* SCHLOTH. (for Schlotheim’s pl. 21, fig. 1), or he erroneously added the reference pl. 21, fig. 1 in this synonymy.

***schlotheimii*** syntype

- 1838 *Zamites schlotheimii* C.PRESL in Sternberg, vol. II, 7/8, p. 200, nom. illeg., Art. 52.1  
 ≡1820 *Poacites zaeiformis* SCHLOTH. ex BALLENST.; p. 416, **pl. 26, figs 1** (A 15), **2 left** (1987/346), **2 right** (1987/347), nom. inval., Art. 13.1 (f)  
 ≡1825 *Cycadites zamiaefolius* STERNB., vol. I, 4, p. 40, tent. p. 33, **pl. 43, fig. 2**  
 ≡1821 *Poacites zaeiformis* SCHLOTH. ex BALLENST., p. 175  
 1832 *Poacites zaeiformis* SCHLOTH. ex BALLENST.; Schlotheim, p. 11, **pl. 26, figs 1** (A 15), **2 left** (1987/346), **2 right** (1987/347)  
 ≡1850 *Equisetites zaeiformis* (SCHLOTH. ex BALLENST.) ANDRAE, p. 120  
 ≡1927 *Calamariophyllum zaeiforme* (SCHLOTH. ex BALLENST.) HIRMER, p. 452  
 2018 *Poacites zaeiformis* SCHLOTH. ex BALLENST.; Cleal and Thomas, p. 21

For more details see *zaeiformis*

***schmiedelii***

- 1833 *Odontopteris schmiedelii* STERNB., vol. II, 5/6, p. 78, **pl. 25, fig. 2a, b**  
 ≡1838 *Zamites schmiedelii* (STERNB.) C.PRESL in Sternberg, vol. II, 7/8, p. 197  
 ≡1841 *Ptilophyllum schmiedelii* (STERNB.) MORRIS, p. 117  
 ≡1962 *Otozamites schmiedelii* (STERNB.) SEMAKA, p. 95

non vidimus  
 Bennettitopsida, Bennettitales  
 holotype

part of simply pinnate leaf  
impression  
Jurassic, Liassic, Hettangian  
Germany, garden of Sanspareil Castle near Bayreuth (“*horto Sans pareille prope Baruthium*”)  
coll. BS München, Germany

### *schnitzleinii*

1833 *Halymenites schnitzleinii* STERNB., vol. II, 5/6, p. 30, **pl. 5, fig. 1**

1997 *Brachyphyllum* sp. indet.; J. Kvaček and Straková, p. 136, **pl. 47, fig. 3**

No K 333  
Pl. 47, fig. 3 holotype  
Pinopsida  
leafy branch  
impression  
Jurassic, Tithonian  
Solnhofen Lithographic Limestones coll. Sternberg  
Germany, Solnhofen  
coll. National Museum, Prague

### *schoenleinii*

- 1838 *Crepidopteris schoenleinii* C.PRESL in Sternberg, vol. II, 7/8, p. 119  
○1836 *Pecopteris macrophylla* BRONGN., vol. I, 10, p. 362 pro parte, **pl. 136**, nom. illeg., Art. 52.1 (non *Marantoidea arenacea* G.JÄGER 1827, p. 28, pl. 5, fig. 5)  
○1836 *Taeniopteris fruticosa* SCHOENLEIN in BRONGN., vol. I, 10, p. 362, nom. inval., Art. 36.1  
1864 *Taeniopteris muensteri* GÖPP; Schenk, p. 100 (for more details see *marantacea*)  
=1869 *Danaeopsis marantacea* (C.PRESL in Sternberg) SCHIMP., vol. I, p. 613  
herein *Danaeopsis marantacea* (C.PRESL in Sternberg) SCHIMP.

non vidimus holotype  
Polypodiopsida, Marattiidae  
part of simply pinnate leaf  
impression/compression  
Triassic, Rhaetian; Germany, in vicinity of Würzburg (“*prope Herbipolim – Würzburg*”)  
coll. Muséum national d’Histoire naturelle, Paris (Pátová 2001)

Zijlstra et al. (2010) proposed *Danaeopsis marantacea* (C.PRESL in Sternberg) SCHIMP. 1869 as nomen conservandum. However, they did not discuss *Crepidopteris schoenleinii* C.PRESL in Sternberg 1838.

### *schoenleinii*

holotype or syntype missing

1833 *Equisetites schoenleinii* STERNB., vol. II, 5/6, p. 45

Triassic, Rhaetian; Germany, Würzburg (“*dicto ad Herbipolim*”)

### *schrankii*

- 1825 *Aspleniopteris schrankii* STERNB., vol. I, 4, tent. p. 22  
○1821 sine nomine; Sternberg, vol. I, 2, p. 29, **pl. 21, fig. lower left**  
≡1853 *Dryandra schrankii* (STERNB.) HEER, p. 142  
1855 *Dryandra schrankii* (STERNB.) HEER; Heer, p. 96, pl. 98, fig. 20, pl. 153, figs 15, 16  
≡1899 *Myrica schrankii* (STERNB.) BOULAY, p. 90 [36]  
≡1906 *Comptonia schrankii* (STERNB.) E.W.BERRY, p. 514  
≡2017 *Paracomptonia schrankii* (STERNB.) DOWELD, p. 227 (NEOTYPE – figured by Ettingshausen 1853, pl. 19, fig. 17).

- =1828c *Comptonia dryandraefolia* BRONGN., p. 49 (“*dryandraefolia*”)  
 =1847 *Comptonites dryandraefolius* (BRONGN.) GÖPP. in Bronn, p. 322 (“*dryandraefolius*”)  
 =1851b *Dryandra brongniartii* ETTINGSH., p. 734, nom. illeg., Art. 52.1  
 =1878 *Myrica brongniartii* (ETTINGSH.) LESQ., p. 135, nom. illeg., Art. 52.1

No 1853/001/0072/17, non vidimus neotype  
 Magnoliopsida  
 leaf  
 compression/impression  
 Paleogene, Oligocene, Rupelian  
 Austria, Bad Häring, Tyrol  
 coll. Geologische Bundesanstalt, Vienna

The holotype of *Aspleniopteris schrankii* STERNB. seems to be lost; therefore Doweld (2017) designated the neotype.

***scitaminea*** holotype

- 1838 *Taeniopteris scitaminea* C.PRESL in Sternberg, vol. II, 7/8, p. 139, nom. illeg., Art. 52.1  
 ≡1823 *Phyllites scitamineaformis* STERNB., vol. I, 3, pp. 37, 39, **pl. 37, fig. 2**  
 ○1835b *Taeniopteris vittata* BRONGN.; Lindley and Hutton, vol. III, p. [71], **pl. 176, fig. B**

Jurassic; United Kingdom, Stonesfield  
 For more details see *scitamineaformis* below

***scitamineaformis***

- 1823 *Phyllites scitamineaformis* STERNB., vol. I, 3, pp. 37, 39, **pl. 37, fig. 2**  
 ≡1828a *Taeniopteris vittata* BRONGN., p. 62, nom. cons., Art. 14.1  
 1831b *Taeniopteris vittata* BRONGN.; Brongniart, p. 263, vol. I, 6 (non pl. 82, figs 1–4)  
 1835b *Taeniopteris vittata* BRONGN.; Lindley and Hutton, vol. III, p. [71], **pl. 176, fig. B**  
 ≡1838 *Taeniopteris scitaminea* C.PRESL in Sternberg, vol. II, 7/8, p. 139, nom. illeg., Art. 52.1  
 ≡1871 *Taeniopteris scitaminea-folia* STERNB. ex J.PHILLIPS, p. 171, **pl. 30, fig. 8**, nom. illeg., Art. 52.1  
 ≡1933 *Taeniozamites vittata* (BRONGN.) T.M.HARRIS, p. 101, text-fig. 39f  
 ≡1933 *Nilssoniopteris vittata* (BRONGN.) FLORIN, pp. 4, 15  
 2003 ***Taeniopteris vittata*** BRONGN.; Cleal and Rees, p. 763, **pl. 7, figs 1, 2** (LECTOTYPE)  
 2016 *Taeniopteris vittata* BRONGN.; van Konijnenburg-van Cittert et al., p. 101, **pl. 1, fig. 1**  
 2016 *Taeniopteris vittata* BRONGN.; Zijlstra et al., p. 399, nom. cons.

No J.23456 holotype  
 Bennettitopsida, Bennettitales  
 terminal part of entire-margined, emarginate leaf  
 impression  
 Jurassic, Middle Jurassic, Bathonian  
 United Kingdom, Stonesfield  
 coll. Oxford University Museum of Natural History

*Phyllites scitamineaformis* STERNB. 1823 has priority over *Taeniopteris vittata* BRONGN. 1828a, unless the earlier is rejected (Art. 56.1). Cleal and Rees (2003) argued that the short description “ein Blattstück einer ascitaminea als ein Farrenkraut zu seyn” (a leaf of Scitaminea [zingiberoid plant] resembling a fern) published by Sternberg (1823) cannot be considered as a protologue, but the description was associated with a very precise illustration, which by itself, even without a detailed description can be considered to meet the requirements of valid publication (Art. 38.7, Art. 38.9). Cleal and Rees (2003) proposed the specimen J.23456 as a lectotype of *Taeniopteris vittata* BRONGN. 1831b. (Designation of the lectotype was not necessary because there is only one specimen – the holotype). Later, Doweld (2013b) in his proposal realised that *Taeniopteris vittata* was validly published by Brongniart (1828a), but as a conserved type he proposed a specimen figured by Brongniart (1831b, pl. 82, fig. 2, No. MNHN.F.522 from Mus. Natl. d’Hist. Nat., Paris). However, the specimen comes from Scarborough, Yorkshire, which is stratigraphically different from the type locality and therefore unacceptable. The proposal contained a number of other problems and was rejected by the nomenclatural commission. In their counterproposal, Zijlstra et al. (2016) suggested *Taeniopteris vittata* BRONGN. 1828a as a type and the specimen figured by Sternberg (1823, pl. 37, fig. 2) as its holotype. However, rejection of *Phyllites scitamineaformis* STERNB. 1823 based on the same specimen was not specified as is required by the code (Art. 14.4, Art. 56.1).

**scrobiculata**

holotype missing

- 1825 *Bornia scrobiculata* SCHLOTH. ex STERNB., vol. I, 4, tent. p. 28, nom. illeg., Art. 52.1  
 ○1820 *Calamites scrobiculatus* SCHLOTH., p. 402, pl. 20, fig. 4, nom. inval., Art. 13.1 (f)  
 ≡1823 *Calamites scrobiculatus* SCHLOTH. ex J.F.KRÜGER, p. 115

- ≡1879 *Asterocalamites scrobiculatus* (SCHLOTH. ex J.F.KRÜGER) ZEILLER, p. 17, pl. 69, fig. 2 (Atlas 1878)  
 ≡1898 *Archaeocalamites scrobiculatus* (SCHLOTH. ex J.F.KRÜGER) SEWARD, p. 386  
 =1909 *Asterocalamites radiatus* (BRONGN.) GILKINET, p. B 221  
 2014b *Asterocalamites radiatus* (BRONGN.) GILKINET; Doweld, p. 443

Late Palaeozoic; Switzerland, vicinity of Zurich

**secundus**

holotype missing

- 1833 *Halymenites secundus* STERNB., vol. II, 5/6, p. 29, pl. 4, fig. 3  
 1997 *Brachyphyllum* sp. indet.; J. Kvaček and Straková, p. 137

Jurassic; Germany, Solnhofen

**selaginoides**

- 1821 *Lepidodendron selaginoides* STERNB., vol. I, 2, p. 26, tent. p. 31, **pl. 16, fig. 3** (E 1683), **pl. 17, fig. 1** (E 4744)  
 ≡1825 *Lycopodiolites selaginoides* (STERNB.) STERNB., vol. I, tent. p. 8  
 ≡1855 *Lycopodites selaginoides* (STERNB.) GEINITZ, p. 33, pl. 1, figs 2–4  
 =1821 *Lepidodendron lycopodioides* STERNB., vol. I, 2, p. 26, tent. p. 31, pl. 16, figs 1, 2, 4  
 1947 *Lepidodendron selaginoides* STERNB.; Němejc, p. 72, pl. 2, fig. 6, **pl. 3, fig. 1** (E 4744), **2** (E 1683), 3  
 =2018 *Bergeria lycopodioides* (STERNB.) ÁLVAREZ-VÁZQUEZ et al., p. 24

No E 1683  
 Pl. 50, fig. 3  
 Lycopodiopsida, Lepidocarpaceae  
 forked leafy branch  
 impression/compression  
 Carboniferous, Moscovian  
 Žacléř F.  
 Bohemia, Žacléř (“Schatzlar”)  
 coll. National Museum, Prague

syntype

Feistmantel’s label  
 NCM 918  
 coll. Sternberg

No E 4744  
 Pl. 50, fig. 1  
 Lycopodiopsida, Lepidocarpaceae  
 leafy branches with leaf-cushions  
 impression  
 Carboniferous, Moscovian  
 Kladno F., Radnice M.  
 Bohemia, Svinná (“Swina”)  
 coll. National Museum, Prague

syntype

NCM 916  
 coll. Sternberg

**sellonii**

holotype missing

- 1825 *Knorria sellonii* STERNB., vol. I, 4, p. 45, tent. p. 37, pl. 57  
 1997 *Lepidodendron* sp. indet. (*Knorria*); J. Kvaček and Straková, p. 138

Carboniferous; Germany, Saarbrücken



**semen-mali**

holotype missing

1838 *Carpolithes semen-mali* C.PRESL in Sternberg, vol. II, 7/8, p. 208, pl. 58, fig. upper left (“*Carpolites*”)Paleogene; Bohemia, ?Počerny near Staré Sedlo (“*In schichto lignitum ad Altsattel*”)The sediment of the figured hand specimen is the same that of *C. venosus*, which after detailed study was identified as Počerny near Staré Sedlo (see *Carpolithes venosus* C.PRESL in Sternberg 1838, Holý 1984).

J. Kvaček and Straková (1997) used this name as validly published, although it was based solely on an illustration, because precise illustration itself can be considered to meet the requirements of valid publication (Art. 38.7, Art. 38.9).

**semicordata**

holotype missing

1838 *Sagenopteris semicordata* C.PRESL in Sternberg, vol. II, 7/8, p. 165, pl. 35, fig. 2○1836 *Acrostichites inaequilaterus* STERNB. in Göppert, p. 287 (pro parte)=1825 *Filicites nilsonianus* BRONGN., p. 218, pl. 12, fig. 1=1838 *Sagenopteris diphylla* C.PRESL in Sternberg, vol. II, 7/8, p. 165, pl. 35, fig. 4=1838 *Sagenopteris acuminata* C.PRESL in Sternberg, vol. II, 7/8, p. 165, pl. 35, fig. 3=1870 *Sagenopteris nilsoniana* (BRONGN.) E.HÉBERT, p. 374 (“*nilssoniana*”)For complete synonymy see ***acuminata***

Triassic, Carnian; Germany, Sinsheim

**sepelitus**

holotype missing

1838 *Carpolithes sepelitus* C.PRESL in Sternberg, vol. II, 7/8, p. 208, pl. 47, fig. 6a, 6a' (“*Carpolites*”)Carboniferous; Bohemia, Malíkovec mine near Radnice (“*Malikowitz prope Radnitz*”)

J. Kvaček and Straková (1997) used this name as validly published, although it was based solely on an illustration, because precise illustration itself can be considered to meet the requirements of valid publication (Art. 38.7, Art. 38.9).

**serpentinus**1833 *Codites serpentinus* STERNB., vol. II, 5/6, p. 20, pl. 3, fig. 1

No E 5a, b

Pl. 54, fig. 1 (E 5a)

trace fossil

impression

Jurassic, Tithonian

Solnhofen Lithographic Limestones

Germany, Solnhofen

coll. National Museum, Prague

holotype

Sternberg's label

NCM 361

coll. Sternberg

Type of the generic name *Codites* STERNB. 1833. J. Kvaček and Straková (1997) used this name as validly published, although it was based solely on an illustration, because precise illustration itself can be considered to meet the requirements of valid publication (Art. 38.7, Art. 38.9).**serrata**1833 *Neuropteris serrata* STERNB., vol. II, 5/6, p. (non *Neuropteris serrata* R.LUDW. 1863, p. 272, nom. illeg., Art. 53.1)○1831b *Odontopteris crenulata* BRONGN., vol. I, 6, p. 254 pro parte, pl. 78, fig. 2, 2a (non pl. 78, fig. 1)herein ***Mariopteris*** sp.

non vidimus holotype  
Pteridospermopsida  
part of simply pinnate leaf  
compression/impression  
Carboniferous; France, Terrasson near Limoges  
coll. Muséum national d'Histoire naturelle, Paris (Pátová 2001)

### *sertularia*

1833 *Caulerpites sertularia* STERNB., vol. II, 5/6, p. 21, **pl. 5, fig. 2**

1997 *Brachyphyllum* sp. indet.; J. Kvaček and Straková, p. 139, **pl. 47, fig. 4**

No K 334  
Pl. 47, fig. 4 holotype  
Pinopsida  
leafy branch  
impression  
Jurassic, Tithonian  
Solnhofen Lithographic Limestone coll. Sternberg  
Germany, Daiting near Solnhofen (the name "Daiting" written on stone)  
coll. National Museum, Prague

### *silesiacum*

1825 *Acrostichum silesiacum* STERNB., vol. I, 4, tent. p. 15, nom. inval., Art. 36.1 (c)  
○1821 sine nomine; Sternberg, vol. I, 2, p. 29, **pl. 23, fig. 2a** (E 124), **b** (E 125)

≡1822a *Filicites elegans* BRONGN., p. 233, pl. 2, fig. 2

≡1825 *Sphenopteris elegans* (BRONGN.) STERNB., vol. I, 4, tent. p. 15

No E 124 syntype  
Pl. 51, fig. 1  
Pteridospermopsida  
terminal part of tripinnate leaf  
compression Feistmantel's label  
Carboniferous, Serpukhovian NCM 641  
coll. Sternberg  
Poland, Walbrzych ("Waldenburg")  
coll. National Museum, Prague

No E 125 syntype  
Pl. 51, fig. 2  
Pteridospermopsida  
part of tripinnate leaf  
compression Feistmantel's label  
Carboniferous, Serpukhovian NCM 649  
coll. Sternberg  
Poland, Walbrzych ("Waldenburg")  
coll. National Museum, Prague

### *similis*

1825 *Pecopteris similis* STERNB., vol. I, 4, tent. p. 18

≡1836 *Alethopteris similis* (STERNB.) GÖPP., p. 310

1838 *Pecopteris similis* STERNB.; Sternberg, vol. II, 7/8, p. 160, pl. 20, fig. 1

≡1854 *Asplenites similis* (STERNB.) ETTINGSH., p. 42

≡1877 *Oligocarpia similis* (STERNB.) STUR., p. 198

- ≡1911 *Corynepteris similis* (STERNB.) KIDST., p. 39  
 1938a *Corynepteris similis* (STERNB.) KIDST.; Němejc, p. 20, **pl. 2, figs 8, 9**  
 1983 *Corynepteris similis* (STERNB.) KIDST.; Brousmiche, p. 65, pl. 4–6

No E 1498  
 Pl. 46, fig. 6 holotype  
 Polypodiopsida, Zygopteridales  
 primary rachis bearing bipinnate leaf  
 impression Feistmantel's label  
 Carboniferous, Moscovian NCM 698  
 Kladno F., Radnice M. coll. Sternberg  
 Bohemia, Svinná ("Swina")  
 coll. National Museum, Prague

### *sinsheimicus*

- 1838 *Equisetites sinsheimicus* C.PRESL in Sternberg, vol. II, 7/8, p. 107, **pl. 30, fig. 2**

- =1827 *Calamites arenaceus* G.JÄGER, pp. 10, 27  
 =1864 *Equisetites arenaceus* (G.JÄGER) SCHENK, p. 59, pl. 7, fig. 2

No E 60  
 Pl. 44, fig. 2 holotype  
 Equisetopsida, Equisetales  
 whorl of sheath-like leaves  
 impression Feistmantel's label  
 Triassic, Carnian NCM 507  
 coll. Münster  
 Germany, Sinsheim  
 coll. National Museum, Prague

### *smilacifolia*

holotype missing

- 1821 *Osmunda smilacifolia* STERNB., vol. I, 2, pp. 29, 33  
 ○1820 *Filicites acuminatus* SCHLOTH., p. 412, **pl. 16, fig. 4**, nom. inval., Art. 13.1 (f)  
 ≡1825 *Neuropteris smilacifolia* (STERNB.) STERNB., vol. I, 4, tent. p. 16  
 ≡1831a *Neuropteris acuminata* SCHLOTH. ex BRONGN., vol. I, 5, p. 229, **pl. 63, fig. 4**, nom. illeg., Art. 52.1 ("acuminatus")  
 ≡1832 *Filicites acuminatus* (SCHLOTH. ex BRONGN.) SCHLOTH., p. 9, **pl. 16, fig. 4**, nom. illeg., Art. 52.1

Carboniferous; Germany, Klein-Schmalkalden

### *spicata*

- 1837 *Huttonia spicata* STERNB., p. 69, **pl. 1, figs 1** (E 74a, b, LECTOTYPE), **2** (E 75), **3, 4** (E 76)

- 1876 *Huttonia spicata* STERNB.; Weiss, p. 82, pl. 13, figs 3, 4, pl. 14, figs 1, 2 (E 74a, b), **3** (detail), 4  
 1929 *Huttonia spicata* STERNB.; Domin, p. 206, **text-fig. 136** (E 74a, b)  
 1963 *Huttonia spicata* STERNB.; Němejc, p. 324, **pl. 38, figs 4** (E 74a, b), **5** (detail)  
 1964 *Huttonia spicata* STERNB.; Boureau, p. 358, text-figs 327, **328** (E 74a, b)  
 1992 *Huttonia spicata* STERNB.; Z. Kvaček and J. Kvaček, **pl. 6, fig. 3** (E 74a, b)  
 1997 *Huttonia spicata* STERNB.; J. Kvaček and Straková, p. 140, **pl. 49, fig. 1**  
 2004 *Huttonia spicata* STERNB.; Libertin and Bek, p. 251, **pl. 1, figs 1, 2** (E 74, LECTOTYPE), **pl. 2, figs 1** (E 75), **2, 4**  
 (E 76), pl. 3, figs 1-3, **pl. 4, figs 1-8** (E 75)

No E 74a, b  
 Pl. 49, fig. 1 (E 74b) lectotype  
 Equisetopsida, Calamostachyales

incomplete cone without terminal part  
compression  
Carboniferous, Moscovian  
Kladno F., Radnice M. coll. Sternberg  
Bohemia, Vranovice near Radnice (“Wranowitz”)  
part and counterpart  
coll. National Museum, Prague

Type of the generic name *Huttonia* STERNB. 1837.

No E 75  
Pl. 49, fig. 5 syntype  
Equisetopsida, Calamostachyales  
incomplete cone without basal part  
impression/compression Feistmantel’s label  
Carboniferous, Moscovian  
Kladno F., Radnice M. coll. Sternberg  
Bohemia, Vranovice near Radnice (“Wranowitz”)  
coll. National Museum, Prague

No E 76  
Pl. 49, fig. 6 syntype  
Equisetopsida, Calamostachyales  
transversely broken cone  
impression/compression Feistmantel’s label  
Carboniferous, Moscovian  
Kladno F., Radnice M. coll. Sternberg  
Bohemia, Vranovice near Radnice (“Wranowitz”)  
coll. National Museum, Prague

Syntype figured in fig. 3 – unknown repository.

**spiciformis** holotype missing

1833 *Caulerpites spiciformis* STERNB., vol. II, 5/6, p. 24, nom. illeg., Art. 52.1  
○1822 sine nomine; Schlotheim, p. 48, pl. 6, fig. 1

≡1824 *Sargassum imbricatum* C.AGARDH, p. 309

Permian; Germany, Illmenau

### *spinulosa*

1821 *Annularia spinulosa* STERNB., vol. I, 2, pp. 28, 32, **pl. 19, fig. 4**  
○1804 sine nomine; Schlotheim, p. 32, pl. 1, fig. 4

1825 *Annularia spinulosa* STERNB.; Sternberg, vol. I, 4, tent. p. 31  
=1820 *Casuarinites stellatus* SCHLOTH., p. 397, nom. inval., Art. 13.1 (f)  
=1825 *Bornia stellata* SCHLOTH. ex STERNB., vol. I, 4, tent. p. 28  
=1825a *Casuarinites stellatus* SCHLOTH. ex J.F.KRÜGER, p. 141, nom. illeg., Art. 52.1  
=1860 *Annularia stellata* (SCHLOTH. ex STERNB.) H.C.WOOD, p. 236  
1893 *Annularia stellata* (SCHLOTH. ex STERNB.) H.C.WOOD; Sterzel, p. 99, pl. 9, fig. 9  
1976 *Annularia stellata* (SCHLOTH. ex STERNB.) H.C.WOOD; Barthel, p. 73, **pl. 26, fig. 1**  
2000 *Annularia spinulosa* STERNB.; Barthel, p. 41, **text-fig. 1a, b**  
2017 *Annularia spinulosa* STERNB.; Álvarez-Vázquez and Wagner, p. 19  
2019 *Annularia spinulosa* STERNB.; Correia et al., p. 2, **figs 5a–d, 6a–c**

Nos E 39, E 1989  
Pl. 51, fig. 4 (E 39) syntype ?holotype

Equisetopsida, Calamostachyales  
 two incomplete whorls of leaves orig. label  
 compression Feistmantel's label  
 Lower Permian, Asselian NCM 1407,1401  
 Döhlen Beds (Döhlen Basin) coll. Sternberg  
 Germany, Plauen near Dresden ("Kohlenwerken im Plauenschen Grunde bei Dresden")  
 part and counterpart  
 coll. National Museum, Prague

Type of the generic name *Annularia* STERNB. 1821. *Annularia spinulosa* STERNB. 1821 has priority over *Bornia stellata* STERNB. 1825.

***steinhaueri*** holotype missing

1825 *Calamites steinhaueri* STERNB., vol. I, 4, tent. p. 27  
 ○1818 *Phytolitus sulcatus* STEINHAEUER, p. 277, pl. 5, fig. 1, nom. inval., Art. 13.1 (f)

1828e *Calamites steinhaueri* STERNB.; Brongniart, vol. I, 2, p. 135, pl. 18, fig. 4

Carboniferous; United Kingdom, Yorkshire

***steinhaueri*** holotype missing

1825 *Rhytidolepis steinhaueri* STERNB., vol. I, 4, tent. p. 23  
 ○1818 *Phytolitus notatus* STEINHAEUER, p. 294, pl. 7, fig. 3, nom. inval., Art. 13.1 (f)

1997 *Sigillaria* sp. indet., J. Kvaček and Straková, p. 142

Carboniferous; United Kingdom, Somersetshire, Dunkerton

***stellata*** holotype missing

1825 *Bornia stellata* SCHLOTH. ex STERNB., vol. I, 4, tent. p. 28  
 ○1804 sine nomine; Schlotheim, p. 32, pl. 1, fig. 4  
 ○1820 *Casuarinites stellatus* SCHLOTH., p. 397, nom. inval., Art. 13.1 (f)

≡1825a *Casuarinites stellatus* SCHLOTH. ex J.F.KRÜGER, p. 141, nom. illeg., Art. 52.1

≡1828a *Annularia longifolia* BRONGN., p. 156, nom. illeg., Art. 52.1

≡1860 *Annularia stellata* (SCHLOTH. ex STERNB.) H.C. WOOD, p. 236

≡1821 *Annularia spinulosa* STERNB., vol. I, 2, pp. 28, 32, pl. 19, fig. 4

2000 *Annularia spinulosa* STERNB.; Barthel, p. 41, text-fig. 1a, b

Carboniferous/Lower Permian, Gzhelian/Asselian; Germany, Kammerberg in Manebach (Schultka 1997, personal communication)

Type of the generic name *Casuarinites* SCHLOTH. ex J.F.KRÜGER 1825a.

***stolzii***

1833 *Muscites stolzii* STERNB., vol. II, 5/6, p. 38, pl. 17, figs 2 (G 7606), 3 (E 24)

~1833b *Taxodium europaeum* BRONGN., p. 168

~1850b *Glyptostrobus europaeus* (BRONGN.) UNGER, p. 434

~1862 *Sequoia couttsiae* HEER, p. 1051, pls 59–61

~1884 *Athrotaxis couttsiae* (HEER) J.S.GARDENER, p. 90, pl. 6, figs 1–9, pl. 10, figs 6–9

1997 *Glyptostrobus europaeus* (BRONGN.) UNGER vel *Athrotaxis couttsiae* (HEER) GARDNER; Z. Kvaček in J. Kvaček and Straková, p. 142, pl. 52, figs 3, 4

2000 cf. *Glyptostrobus europaeus* (BRONGN.) UNGER; Z. Kvaček and Hurník, p. 7

No E 24  
 Pl. 52, fig. 3  
 Pinopsida, Cupressales  
 leafy branches  
 impression  
 Neogene, Miocene  
 Most Formation  
 Bohemia, Bílina  
 coll. National Museum, Prague  
 separated by Sternberg (1833) as var.  $\beta$

syntype  
 NCM 69  
 coll. Stolz

No G 7606  
 Pl. 52, fig. 2  
 Pinopsida, Cupressales  
 leafy branches  
 impression  
 Neogene, Miocene  
 Most Formation  
 Bohemia, Bílina (“*prope Bilinam*”)  
 coll. National Museum, Prague

syntype  
 Stolz’s label  
 Sternberg’s label  
 NCM 68  
 coll. Stolz

***striata***

1838 *Pecopteris striata* C.PRESL in Sternberg, vol. II, 7/8, p. 155, **pl. 37, figs 3, 4**

herein cf. *Cladophlebis frigida* (HEER) SEWARD

No E 154  
 Pl. 51, fig. 5  
 Polypodiopsida  
 middle part of bipinnate leaf  
 impression  
 Cretaceous, Santonian  
 Germany, (“Sahla”) probably Saal a.d. Donau near Regensburg  
 coll. National Museum, Prague

syntype  
 coll. Reich

Syntype figured in fig. 4 – unknown repository. If the type of *Pecopteris striata* C.PRESL in Sternberg is proved to be conspecific with *Cladophlebis frigida* (HEER) SEWARD, the latter name should have priority.

***striatus***

1838 *Pinites striatus* C.PRESL in Sternberg, vol. II, 7/8, p. 202, **pl. 52, fig. 2**

1997 *Pinus* sp. indet.; Z. Kvaček in J. Kvaček and Straková, p. 143, **pl. 49, fig. 2**

No E 186  
 Pl. 49, fig. 2  
 Pinopsida, Pinales, Pinaceae  
 ovuliferous cone bearing permineralized seeds  
 cast  
 Paleogene, Oligocene  
 Doupov volcanic complex  
 Bohemia, Strany near Žatec (“*ad Stran circuli Zatecensis*”)  
 coll. National Museum, Prague

holotype  
 NCM 104  
 coll. Sternberg

***striatus***

holotype missing

1838 *Tithymalites striatus* C.PRESL in Sternberg, vol. II, 7/8, p. 205, nom. illeg., Art. 52.1  
 ≡ 1825 *Calamites regularis* STERNB., vol. I, 4, p. 46, tent. p. 27, pl. 59, fig. 1

Carboniferous; Germany, Saarbrücken

For more details see *regularis*

*stricta*

holotype missing

1825 *Sphenopteris stricta* STERNB., vol. I, 4, p. 45, tent. p. 15, pl. 56, fig. 2

≡1869 *Hymenophyllites stricta* (STERNB.) SCHIMP., vol. I, p. 406

=1836 *Gleichenites artemisiaefolius* (STERNB.) GÖPP., p. 184

≡1890 *Eremopteris stricta* (STERNB.) ROMANOVSKY, p. 126, pl. 20, fig. 1, pl. 21, fig. 1a

=1825 *Sphenopteris artemisiaefolia* STERNB., vol. I, 4, p. 44, tent. p. 15, pl. 54, fig. 1

=1833 *Sphenopteris brongniartii* STERNB., vol. II, 5/6, p. 57

=1869 *Eremopteris artemisiaefolia* (STERNB.) SCHIMP., vol. I, p. 416, pl. 30, fig. 4

2009 *Eremopteris artemisiaefolia* (STERNB.) SCHIMP.; Cleal et al., p. 695

Carboniferous; United Kingdom, Fawdon (“Yawdon”), see Kidston (1924, p. 410)

*striolatus*

holotype missing

1838 *Sphaerococcites striolatus* C.PRESL in Sternberg, vol. II, 7/8, p. 105, pl. 27A, fig. 3, pl. 65, figs 32, 33 (anatomical details)

Neogene/Quarternary; Italy, Rimini

*strychninus*

1825 *Carpolithes strychninus* STERNB., vol. I, 4, p. 44, tent. p. 41, pl. 53, fig. 4a (E 181a), b (E 181b) (“*Carpolites*”)

≡1981 *Carya strychnina* (STERNB.) MAI, p. 365, pl. 32, fig. 1 (E 181a, LECTOTYPE of *Carpolithes strychninus* STERNB. 1825, vol. I, 4, p. 44, tent. p. 41, pl. 53, fig. 4a ), 2 (E 181b)

1992 *Carya strychnina* (STERNB.) MAI; Z. Kvaček and J. Kvaček, p. 41, pl. 4, fig. 4 (E 181a)

No E 181a

Pl. 49, fig. 3

lectotype

Magnoliopsida, Fagales, Juglandaceae

carbonized endocarp

compression

two Schlotheim’s labels

Neogene, Miocene

leg. Schlotheim

Germany, Hessenbrücken (Buderus mine) near Laubach, region Wetterau (“aus der Wetterauer Braunkohle”)

coll. National Museum, Prague

No E 181b

Pl. 49, fig. 4

syntype

Magnoliopsida, Fagales, Juglandaceae

half of a carbonized endocarp

compression

two Schlotheim’s labels

Neogene, Miocene

leg. Schlotheim

Germany, Hessenbrücken (Buderus mine) near Laubach, region Wetterau (“aus der Wetterauer Braunkohle”)

coll. National Museum, Prague

J. Kvaček and Straková (1997) used this name as validly published, although it was based solely on an illustration, because precise illustration itself can be considered to meet the requirements of valid publication (Art. 38.7, Art. 38.9).

*subarticulatus*

1833 *Halymenites subarticulatus* STERNB., vol. II, 5/6, p. 29, pl. 4, fig. 2

No E 7  
 Pl. 58, fig. 1 holotype  
 trace fossil  
 impression  
 Jurassic, Tithonian NCM 382  
 Solnhofen Lithographic Limestones coll. Sternberg  
 Germany, Solnhofen  
 coll. National Museum, Prague

### *subcordatus*

1825 *Carpolithes subcordatus* STERNB., vol. I, 4, p. 44, tent. p. 41, **pl. 53, fig. 6**, nom. illeg., Art. 52.1 (“*Carpolites*”)

≡1822 *Carpolithus rostratus* SCHLOTH., p. 98, pl. 21, figs 8a, b

≡1874 *Carya rostrata* (SCHLOTH.) SCHIMP., vol. III, p. 257

1981 *Carya rostrata* (SCHLOTH.) SCHIMP.; Mai, p. 363, **pl. 29, fig. 1**

No E 184a  
 Pl. 51, fig. 3 holotype  
 Magnoliopsida, Fagales, Juglandaceae  
 carbonized endocarp  
 compression  
 Paleogene/Neogene, Oligocene/Miocene coll. Sternberg  
 Germany, Seussen near Arzberg (Fichtelgebirge)  
 coll. National Museum, Prague

A name of the locality is not clear from Sternberg (1825): (“*in Anglia inveniuntur*” – Sternberg 1825, tent. p. 41). It does not correspond to the type of sediment. The locality Seussen, Arzberg in Fichtelgebirge was determined by Mai (1981). There are additional specimens from Sternberg’s type collection figured for the first time by Mai (1981), pl. 29, fig. 2 (No E 184b), fig. 3 (No E 184c), fig. 4 (No E 184d). J. Kvaček and Straková (1997) used this name as validly published, although it was based solely on an illustration, because precise illustration itself can be considered to meet the requirements of valid publication (Art. 38.7, Art. 38.9).

### *suberiformis* syntypes missing

1823 *Phyllites suberiformis* STERNB., vol. I, 3, pp. 36, 39, **pl. 34**

Paleogene/Neogene/Quaternary; Italy, Adige River near Brent (“am Ufer der Adige bei Brent”)  
 coll. Buckland

### *subglobosa*

1838 *Steinhauera subglobosa* C.PRESL in Sternberg, vol. II, 7/8, p. 202, **pl. 57, figs 1** (G 2116), **2** (E 189), **3** (G 2117, LECTOTYPE), **4** (E 188)

1968 *Steinhauera subglobosa* C.PRESL in Sternberg; Mai, p. 190, pl. 38, figs 9–10, pl. 39, figs 16–38

1992 *Steinhauera subglobosa* C.PRESL in Sternberg; Z. Kvaček and J. Kvaček, p. 41, **pl. 4, fig. 5** (E 189)

1996 *Steinhauera subglobosa* C.PRESL in Sternberg; Knobloch et al., p. 54, pl. 14, fig. 9, pl. 20, figs 7, 8, pl. 21, fig. 4

1997 *Steinhauera subglobosa* C.PRESL in Sternberg; J. Kvaček and Straková, p. 145, **pl. 53, figs 1, 2** (LECTOTYPE)

No G 2117  
 Pl. 53, figs 1, 2 lectotype  
 Magnoliopsida, Hamamelidales, Hamamelidaceae  
 globular infructescence  
 impression  
 Paleogene, Eocene NCM 90  
 Staré Sedlo Formation coll. Sternberg

Bohemia, Staré Sedlo (“Altsattel”)  
 coll. National Museum, Prague



Type of the generic name *Steinhauera* C.PRESL in Sternberg 1838, nom. illeg., Art. 53.1 (non *Steinhauera* GÖPP. 1835).

No G 2116  
Pl. 51, fig. 6  
Magnoliopsida, Hamamelidales, Hamamelidaceae  
globular infructescence  
impression  
Paleogene, Eocene  
Staré Sedlo Formation  
Bohemia, Staré Sedlo (“Altsattel”)  
coll. National Museum, Prague  
syntype  
NCM 101  
coll. Sternberg

No E 189  
Pl. 53, fig. 4  
Magnoliopsida, Hamamelidales, Hamamelidaceae  
globular infructescence  
impression  
Paleogene, Eocene  
Staré Sedlo Formation  
Bohemia, Staré Sedlo (“Altsattel”)  
coll. National Museum, Prague  
syntype  
NCM 100  
coll. Sternberg

No E 188  
Pl. 53, fig. 3  
Magnoliopsida, Hamamelidales, Hamamelidaceae  
globular infructescence  
impression  
Paleogene, Eocene  
Staré Sedlo Formation  
Bohemia, Staré Sedlo (“Altsattel”)  
coll. National Museum, Prague  
syntype  
NCM 102  
coll. Sternberg

***subverticillatus*** syntypes missing

1838 *Chondrites subverticillatus* C.PRESL in Sternberg, vol. II, 7/8, p. 104, pl. 28, fig. 1, pl. 65, fig. 34

1838 *Halymenites verticillatus* MÜNSTER ex C.PRESL in Sternberg, vol. II, 7/8, p. 104, nom. inval., Art. 36.1

Cretaceous, Campanian; Germany, ?Lömförde near Osnabrück (“*prope Lemforda Westphaliae* (?)”)

***sulcatum*** syntypes missing

1825 *Syringodendron sulcatum* SCHLOTH. ex STERNB., vol. I, 4, tent. p. 24, nom. illeg., Art. 52.1  
○1820 *Palmacites sulcatus* SCHLOTH., p. 396, pl. 16, fig. 1, nom. inval., Art. 13.1 (f)

≡1821 *Syringodendron pes-damae* STERNB., vol. I, 2, p. 33

≡1832 *Palmacites sulcatus* (SCHLOTH. ex STERNB.) SCHLOTH., p. 9, pl. 16, fig. 1

Carboniferous; Germany, Eschweiler near Aachen, Essen; Poland, Walbrzych (“Waldenburg”)

***sulcatum* var. *canaliculatum*** syntypes missing

1825 *Syringodendron sulcatum* SCHLOTH. ex STERNB. var. *canaliculatum* SCHLOTH. ex STERNB., vol. I, 4, tent. p. 24  
○1820 *Palmacites canaliculatus* SCHLOTH., p. 396, pl. 16, fig. 2, nom. inval., Art. 13.1 (f)

≡1821 *Syringodendron pes-damae* STERNB., vol. I, 2, p. 33 pro parte (non Scholtheim 1820, pl. 16, fig. 1)

≡1832 *Palmacites canaliculatus* (SCHLOTH. ex STERNB.) SCHLOTH., p. 9, pl. 16, fig. 2

Carboniferous, Germany, vicinity of Gotha, Harz (“Steinbruchs bey Gotha”. “(2.Ex.)”– Schlotheim 1820)

**sulcatus**

holotype missing

1838 *Carpolithes sulcatus* C.PRESL in Sternberg, vol. II, 7/8, p. 208, pl. 10, fig. 8, (“*Carpolites*”), nom. illeg., Art. 53.1 (non *Carpolithes sulcatus* LINDL. et HUTTON 1837, vol. III, p. 179, pl. 220, figs 1–6)

Carboniferous; Bohemia, Brásy (“Brzas”) near Radnice

J. Kvaček and Straková (1997) used this name as validly published, although it was based solely on an illustration, because precise illustration itself can be considered to meet the requirements of valid publication (Art. 38.7, Art. 38.9).

**sulcifer**

holotype missing

1838 *Carpolithes sulcifer* C.PRESL in Sternberg, vol. II, 7/8, p. 208, pl. 58, fig. 15 (“*Carpolites*”)

Carboniferous; Bohemia, Chomle near Radnice

J. Kvaček and Straková (1997) used this name as validly published, although it was based solely on an illustration, because precise illustration itself can be considered to meet requirements of valid publication (Art. 38.7, Art. 38.9).

**syringoides**

holotype missing

1823 *Lepidolepis syringoides* STERNB., vol. I, 3, p. 36, pl. 31, fig. 2, alternative name, Art. 36.3  
 ≡1823 *Lepidolepis dubia* STERNB., vol. I, 3, p. 39, pl. 31, fig. 2, alternative name, Art. 36.3

1997 *Sigillaria* sp. indet. (*Syringodendron*); J. Kvaček and Straková, p. 147

Carboniferous; Germany, St. Ingbert near Saarbrücken, (leg. Nau from München)

Type of the generic name *Lepidolepis* STERNB. 1823.

**targionii var. confertus**

syntypes

1833 *Chondrites targionii* (BRONGN.) STERNB. var. *confertus* STERNB., vol. II, 5/6, p. 25  
 ○1828d *Fucooides targionii* BRONGN., vol. I, 1, p. 56, pl. 4, figs 4, 5 (non pl. 4, figs 2, 3, 6)

Paleogene, Eocene; Italy, Doccia (“Doccia de Ginori”) near Firenze  
 coll. Muséum national d’Histoire naturelle, Paris (Pátová 2001)

**targionii var. divaricatus**

syntypes

1833 *Chondrites targionii* (BRONGN.) STERNB. var. *divaricatus* STERNB., vol. II, 5/6, p. 25  
 ○1828d *Fucooides targionii* BRONGN., vol. I, 1, p. 56, pl. 4, figs 2, 3 (non pl. 4, figs 4–6)

Paleogene, Eocene; Italy, Doccia (“Doccia de Ginori”) near Firenze  
 coll. Muséum national d’Histoire naturelle, Paris (Pátová 2001)

**targionii var. expansus**

1833 *Chondrites targionii* (BRONGN.) STERNB. var. *expansus* STERNB., vol. II, 5/6, p. 26, pl. 9, fig. 4

≡1828d *Fucooides targionii* BRONGN., vol. I, 1, p. 56, pl. 4, figs 5, 6

1994 *Chondrites* ichnosp.; Mikuláš and Straková, p. 144, pl. 4, fig. 4

No E 19

Pl. 55, fig. 4

trace fossil

holotype

NCM 242

coll. Sternberg

Cretaceous; Germany, Bolgenberg (“*montis Bolgen*”), mountain near the village of Obermaiselstein (“Miesselstein”) in the Allgäu (“*Algavia*”) area (Schweigert 2020, pers. comm.)  
coll. National Museum, Prague

*targionii* var. *fastigiatus*

holotype missing

1833 *Chondrites targionii* (BRONGN.) STERNB. var. *fastigiatus* STERNB., vol. II, 5/6, p. 25  
○1828d *Fucooides targionii* BRONGN., vol. I, 1, p. 56, pl. 4, fig. 6 (non pl. 4, figs 2–5)

Paleogene, Eocene; Italy, Doccia (“Doccia de Ginori”) near Firenze

*targionii* var. *flexuosus*

1833 *Chondrites targionii* (BRONGN.) STERNB. var. *flexuosus* STERNB., vol. II, 5/6, p. 26, **pl. 9, fig. 3**  
1994 *Chondrites* ichnosp.; Mikuláš and Straková, p. 144, **pl. 5, fig. 3**

No E 18

Pl. 50, fig. 2

trace fossils

uncertain stratigraphy

Italy, the Apennines (“Apenino” on Němejc’s label,

probably rewritten from lost original label)

coll. National Museum, Prague

holotype

coll. Sternberg

*taxifolium*

holotype or syntypes missing

1821 *Lepidodendron taxifolium* STERNB., vol. I, 2, p. 31  
○1820 *Lycopodiolites funiculatus* SCHLOTH., p. 415, nom. inval., Art. 13.1 (f)  
≡1825 *Lycopodiolites taxifolius* (STERNB.) STERNB., vol. I, 4, tent. p. 8  
≡1848a *Lycopodites taxifolius* (STERNB.) GÖPP. in Bronn, p. 682

Permian; Germany, Illmenau, Schmerbach, Glücksbrunn in Bad Liebenstein

*taxiformis*

1833 *Cystoseirites taxiformis* STERNB., vol. II, 5/6, p. 35, **pl. 18, figs 1, 2 (E 25), 3 (E 26)**  
○1825 sine nomine; Sternberg, vol. I, 4, **pl. 44, fig. 1 (E 170)**

1833 *Fucooides taxiformis* STERNB., vol. II, 5/6, p. 35, nom. inval., Art. 36.1  
≡1964a *Araucarites taxiformis* (STERNB.) ERW.KNOBLOCH, p. 601  
1968 *Araucarites taxiformis* (STERNB.) ERW.KNOBLOCH; Knobloch, p. 128, **pl. 1, fig. 1 (E 25, LECTOTYPE), 5, pl. 2, fig. 2, 3 (E 26), pl. 4, fig. 7 (E 170)**  
1847 *Araucarites sternbergii* GÖPP. ex ENDL., p. 301, nom. illeg., Art. 52.1  
≡1971 *Doliosstrobilus taxiformis* (STERNB.) KVAČEK, p. 118, pl. 31, figs 1–16, 19, 20, pl. 32, figs 1–7  
1985 *Doliosstrobilus taxiformis* (STERNB.) KVAČEK var. *taxiformis* MAI et H. WALTHER, p. 25, nom. inval., Art. 40.1  
1999 *Doliosstrobilus taxiformis* (STERNB.) KVAČEK; Kunzmann, p. 74, text-fig. 15, pl. 14, figs 1–8, pl. 15, figs 1–11, pl. 16, figs 1–7, pl. 17, figs 1–6, pl. 18, figs 1–6, pl. 19, figs 1–5, pl. 20, figs 1–7  
2002 *Doliosstrobilus taxiformis* (STERNB.) KVAČEK var. *taxiformis*, p. 53

No E 25

Pl. 55, fig. 5

Pinopsida

leafy branch

compression

Paleogene, Eocene

Häring Beds (Häringer Schichten)

Austria, Häring, Tirol

lectotype

Sternberg’s labels

NCM 266

coll. Sternberg

scoll. National Museum, Prague

No E 26  
Pl. 56, fig. 3  
Pinopsida  
leafy branch  
compression  
Paleogene, Eocene  
Häring Beds (Häringer Schichten)  
Austria, Häring, Tirol  
coll. National Museum, Prague

syntype  
  
Sternberg's label  
NCM 264  
coll. Sternberg

No E 170  
Pl. 55, fig. 1  
Pinopsida  
part of branch bearing needle-like leaves  
impression/compression  
Paleogene, Eocene  
Häring Beds (Häringer Schichten)  
Austria, Häring, Tirol  
coll. National Museum, Prague

syntype  
  
  
  
  
coll. Sternberg

Syntype figured in pl. 18, fig. 1 – unknown repository.

### *taxiformis*

holotype missing

1838 *Pecopteris taxiformis* C.PRESL in Sternberg, vol. II, 7/8, p. 162, pl. 33, fig. 6 (non *Pecopteris taxiformis* HEER 1883, p. 54, nom. illeg., Art. 53.1)

=1836 *Alethopteris flexuosa* STERNB. in Göppert, p. 308

=1838 *Pecopteris flexuosa* (STERNB. in Göppert) C.PRESL in Sternberg, vol. II, 7/8, p. 156, pl. 33, fig. 1a, b

=1841a *Laccopteris braunii* GÖPP., vol. 2, p. 9, pl. 5, figs 1–7

=1936 *Phlebopteris braunii* (GÖPP.) HIRMER et HÖRHAMMER, p. 7, pls 1, 2, pl. 4, fig. 7, text-figs 3, 4, 5 1A–D

Jurassic, Liassic; Germany, Reundorf (“Reindorf”) near Bamberg

For more details see *flexuosa*

### *tenera*

syntype

1838 *Phialopteris tenera* C.PRESL in Sternberg, vol. II, 7/8, p. 114, pl. 32, fig. 1a<sub>1,2</sub>, b, c, d, nom. illeg., Art. 52.1

≡1836 *Asterocarpus heterophyllus* STERNB. in Göppert, p. 382

1972 *Phialopteris tenera* C.PRESL in Sternberg; Jung and Knobloch, p. 107

1958 *Phialopteris tenera* C.PRESL in Sternberg; Kräusel, p. 70, pl. 3, fig. 8

1968 *Phialopteris tenera* C.PRESL in Sternberg; Weber, p. 45, pl. 4, figs 43–45, pl. 5, figs 46–49

≡2018 *Phialopteris heterophylla* (STERNB. in Göppert) VAN KONIJNENB., C.POTT, KUSTAT., SCHMEISSNER, DÜTSCH et BURGH, p. 57, pls 1–3, text-fig. 2 (LECTOTYPE – C. Presl in Sternberg 1838, pl. 32, fig. 1A<sub>1</sub>)

=1842 *Sphenopteris braunii* GÖPP., vol. 3/4, p. 69, pl. 10, figs 1, 2

=1866 *Coniopteris braunii* (GÖPP.) SCHENK, p. 36, pl. 6, figs 6–8

=1914 *Norimbergia braunii* (GÖPP.) GOTHAN, p. 107, pl. 18, figs 6–8

For more details see *heterophyllus*

Type of the generic name *Phialopteris* C.PRESL in Sternberg 1838.

Lectotypification by Jung and Knobloch (1972) mentioned in J. Kvaček and Straková (1997, p. 83) is not accepted here because Jung and Knobloch (1972) only recommend the specimen available for lectotypification, but the formal act is missing.

### *tenuifolia*

1825 *Neuropteris tenuifolia* SCHLOTH. ex STERNB., vol. I, 4, tent. p. 17

○1820 *Filicites tenuifolius* SCHLOTH., p. 405, pl. 22, fig. 1, nom. inval., Art. 13.1 (f)

≡1832 *Filicites tenuifolius* (SCHLOTH. ex STERNB.) SCHLOTH., p. 10, pl. 22, fig. 1 (“*tenuifolius*”)

1833 *Neuropteris tenuifolia* STERNB.; Sternberg, vol. II, 5/6, p. 72

≡1990 *Laveinopteris tenuifolia* (SCHLOTH. ex STERNB.) C.CLEAL, SHUTE et ZODROW, p. 490

2003 *Laveinopteris tenuifolia* (SCHLOTH. ex STERNB.) C.CLEAL, SHUTE et ZODROW; Cleal and Shute, p. 362, pl. 4–6, text-figs 1B, 4

Carboniferous; Germany, Saarbrücken (Schlotheim 1820), vicinity of Zweibrücken (“*teritorio Bipontino*”- Sternberg 1825)

### *tenuifolia*

1821 *Schlotheimia tenuifolia* STERNB., vol. I, 2, p. 32, pl. 19, fig. 2

≡1825 *Bruckmannia tenuifolia* (STERNB.) STERNB., vol. I, 4, tent. p. 29

≡1828a *Asterophyllites tenuifolius* (STERNB.) BRONGN., pp. 159, 176

≡1851a *Calamites tenuifolius* (STERNB.) ETTINGSH., p. 76

1953 *Asterophyllites tenuifolius* (STERNB.) BRONGN.; Stockmans and Williere, p. 183, pl. 22, figs 1–2, pl. 29, fig. 10, pl. 39, figs 6–7

~1825 *Bruckmannia longifolia* STERNB., vol. I, 4, p. 45, tent. p. 29, pl. 58, fig. 1

~1828a *Asterophyllites longifolius* (STERNB.) BRONGN., pp. 159, 176

~1911 *Asterophyllites longifolius* (STERNB.) BRONGN.; Kidston, p. 118

1969 *Asterophyllites longifolius* (STERNB.) BRONGN.; Crookall, p. 706, pl. 150, fig. 2, text-fig. 205

2017 *Asterophyllites tenuifolius* (STERNB.) BRONGN.; Álvarez-Vazquez and Wagner, p. 62

No E 38

Pl. 54, fig. 2

holotype

Equisetopsida, Calamostachyales

part of leafy stem

impression

Carboniferous, Moscovian

NCM 1118

Kladno F., Radnice M.

coll. Sternberg

Bohemia, ?Radnice, ?Břasy (on label)

coll. National Museum, Prague

Type of the generic name *Bruckmannia* STERNB. 1825; *Asterophyllites tenuifolius* (STERNB.) BRONGN. is included by some authors in *Asterophyllites longifolius* (STERNB.) BRONGN. (Jongmans 1914, p. 133).

### *tenuifolius*

syntypes missing

1838 *Taxodites tenuifolius* C.PRESL in Sternberg, vol. II, 7/8, p. 204, pl. 33, fig. 4

1847 *Taxodites tenuifolius* C.PRESL in Sternberg; Endlicher, p. 16

Jurassic, Liassic; Germany, Reundorf (“Reindorf”) near Bamberg

Type of the generic name *Taxodites* C.PRESL in Sternberg 1838 (non *Taxodites* UNG. in Endlicher 1842, nom. illeg., Art. 53.1).

### *tenuiloba*

1838 *Aphlebia tenuiloba* C.PRESL in Sternberg, vol. II, 7/8, p. 113, pl. 58, fig. 2

=?1838 *Schizopteris lactuca* C.PRESL in Sternberg, vol. II, 7/8, p. 112

No E 163

Pl. 55, fig. 6

holotype

Polypodiopsida

two isolated aphlebiae  
impression/compression  
Carboniferous, Moscovian  
Kladno F., Radnice M. coll. Sternberg  
Bohemia, Břasy (“Brzas”)  
coll. National Museum, Prague

### *tenuissima*

1838 *Sphenopteris tenuissima* C.PRESL in Sternberg, vol. II, 7/8, p. 126, **pl. 41, fig. 2a** (E 1499), **b** (ink drawing)

≡1937a *Alloiopteris tenuissima* (C.PRESL in Sternberg) NĚMEJC, p. 4

1938a *Alloiopteris tenuissima* (C.PRESL in Sternberg) NĚMEJC; NĚMEJC, p. 24, **pl. 1, fig. 11, text-fig. 7**

≡1956 *Corynepteris tenuissima* (C.PRESL in Sternberg) DANZÉ, p. 348, pl. 57, fig. 4

No E 1499  
Pl. 56, fig. 5 syntypes  
Polypodiopsida, Zygopteridales  
three tripinnate leaves  
impression  
Carboniferous, Moscovian NCM 772a?  
Kladno F., Radnice M. coll. Sternberg  
Bohemia, Břasy (“Brzas”)  
coll. National Museum, Prague

### *tesselatus*

1825 *Carpolithes tesselatus* STERNB., vol. 1, 4, tent. p. 41 (“*Carpolites*”)

○1820 sine nomine; Sternberg, vol. I, 1, **pl. 7, fig. 20**

No E 4748  
Pl. 58, fig. 4 holotype  
piece of wood Sternberg’s label  
impression Feistmantel’s label  
Carboniferous, Moscovian NCM 1364  
Kladno F., Radnice M. coll. Sternberg  
Bohemia, Radnice (“Radnitz”)  
coll. National Museum, Prague

J. Kvaček and Straková (1997) used this name as validly published, although it was based solely on an illustration, because precise illustration itself can be considered to meet the requirements of valid publication (Art. 38.7, Art. 38.9).

### *tesselatus*

1825 *Phyllites tesselatus* STERNB., vol. I, 4, p. 39, Index iconum, **pl. 42, fig. 3**

1820a sine nomine; Nilsson p. 117, **pl. 5, fig. 5**

≡1825 *Phyllicites meniscioides* BRONGN., p. 218, pl. 11

≡1828a *Clathropteris meniscioides* (BRONGN.) BRONGN., p. 62

No S087456 holotype  
Polypodiopsida, Polypodiidae  
part of pinna  
impression  
Triassic, Rhaetian  
Sweden, Höör (“Hoer”)  
coll. Naturhistoriska riksmuseet, Stockholm

J. Kvaček and Straková (1997) used this name as validly published, although it was based solely on an illustration, because precise illustration itself can be considered to meet requirements of valid publication (Art. 38.7, Art. 38.9).

### *tetradactyla*

1838 *Sphenopteris tetradactyla* C.PRESL in Sternberg, vol. II, 7/8, p. 128, nom. illeg., Art. 52.1

≡1836 *Sphenopteris quadridactylites* GUTBIER, p. 36, **pl. 11, fig. 2**

≡1884 *Hymenophyllites quadridactylites* (GUTBIER) KIDST., p. 596

No 176/68, non vidimus holotype  
Polypodiopsida  
part of tripinnate leaf  
impression/compression  
Carboniferous; Germany, Zwickau  
coll. Technische Universität, Bergakademie Freiberg

### *tetragonum*

syntypes missing

1821 *Lepidodendron tetragonum* STERNB., vol. I, 2, p. 31

○1820 *Palmacites quadrangulatus* SCHLOTH., p. 395, pl. 18, fig. 1, nom. inval., Art. 13.1 (f)

○1771 sine nomine; Walch, vol. III., p. 119, pl. ω 2 (P.III), fig. 3

1873 *Lepidodendron tetragonum* STERNB.; DAWSON, p. 23

≡1838 *Aspidiaria quadrangularis* C.PRESL in Sternberg, vol. II, 7/8, p. 183

?1820 *Palmacites affinis* SCHLOTH., p. 395, pl. 19, fig. 1, nom. inval., Art. 13.1 (f)

?1702 sine nomine; Petiver, p. 29, pl. 19, fig. 1 (Atlas 1709)

Carboniferous; United Kingdom, Jarrow, Newcastle upon Tyne, Germany, Opperode (“*Angliae ad Yarrow; Germaniae ad Operode*”)

Unfigured specimen No K 428 (loc. unknown, NCM 814), representing a fragment of stem covered by leaf cushions is in the collection of the National Museum, Prague.

### *thuiaeformis*

holotype

1833 *Caulerpites thuiaeformis* STERNB., vol. II, 5/6, p. 22

○1823 *Thuites divaricatus* STERNB., vol. I, 3, pp. 38, 39 pro parte, **pl. 39** (non pl. 37, figs 1, 4)

≡1823 *Thuites articulatus* STERNB., vol. I, 3, tent. pp. 36, 39, pl. 33, fig. 3

≡1823 *Thuites expansus* STERNB., vol. I, 3, pp. 38, 39, pl. 38, figs 1, 2

≡1823 *Thuites cupressiformis* STERNB., vol. I, 3, p. 39, pl. 33, fig. 2

≡1833 *Caulerpites expansus* (STERNB.) STERNB., vol. II, 5/6, p. 22

1904 *Thuites expansus* STERNB.; Seward, p. 142, text-fig. 19, pl. 9, figs 1, 4

≡1919 *Brachyphyllum expansum* (STERNB.) SEWARD, p. 317, fig. 754

1949 *Brachyphyllum expansum* (STERNB.) SEWARD; Kendall, p. 308, text-figs 1, 2

2003 *Brachyphyllum expansum* (STERNB.) SEWARD; Cleal and Rees, p. 770, text-fig. 4, pl. 8, figs 3–5, pl. 9, pl. 11, fig. 1

For more details *divaricatus*

Jurassic, Middle Jurassic, Bathonian  
United Kingdom, Stonesfield

### *thymifolia*

1833 *Neuropteris thymifolia* STERNB., vol. II, 5/6, p. 75

○1832 *Neuropteris soretii* BRONGN.; Lindley and Hutton, vol. I, p. 141, **pl. 50** (non *Neuropteris soretii* BRONGN. 1831a, vol. I, 5, p. 244, pl. 70, fig. 2)

1959 *Neuropteris thymifolia* STERNB.; Crookall, p. 104

1988 *Neuropteris thymifolia* STERNB.; Neuman and Chatt-Ramsey, p. 30

No G01.81, non vidimus holotype  
Pteridospermopsida  
compression/impression  
part of bipinnate leaf Hutton's No 255  
Carboniferous, Moscovian  
United Kingdom, Felling Colliery in Newcastle-upon-Tyne  
coll. Great North Museum: Hancock, Newcastle upon Tyne

*tortuosus* holotype missing

1838 *Caulerpites tortuosus* C.PRESL in Sternberg, vol. II, 7/8, p. 103, pl. 29, fig. 1

Jurassic; Germany, Solnhofen

*trigonum*

1820 *Lepidodendron trigonum* STERNB., vol. I, 1, p. 21, tent. p. 23, pl. 11, fig. 1

≡1825 *Favularia trigona* (STERNB.) STERNB., vol. I, 4, tent. p. 13

≡1828d *Sigillaria trigona* (STERNB.) BRONGN., p. 65

1951 *Sigillaria trigona* (STERNB.) BRONGN.; Němejc, p. 7, pl. 3, figs 1, 2

No E 81  
Pl. 56, fig. 1 holotype  
Lycopodiopsida, Lepidocarpaceae  
cortex with leaf-cushions  
impression/compression Feistmantel's label  
Carboniferous, Moscovian NCM 1010  
Kladno F., Radnice M.  
Bohemia, Břasy ("Brzas")  
coll. National Museum, Prague

*trilobatus*

1825 *Phyllites trilobatus* STERNB., vol. I, 4, p. 42, Index iconum, pl. 50, fig. 2

≡1823 *Phyllites lobatus* STERNB., vol. I, 3, pp. 37, 39, pl. 35, fig. 2

≡1838 *Acer tricuspdatum* A.BARUN in Bronn, p. 865, pl. 35, figs 10 a, b

≡1845 *Acer trilobatum* A.BRAUN, p. 172, nom. illeg., Art. 53.1 (non *Acer trilobatum* LAM., 1786, p. 382)

1874 *Acer trilobatum* (STERNB.) A.BRAUN; Schimper, vol. III, p. 135 (authorship not correctly cited, correct citation - *Acer trilobatum* A.BRAUN)

1962 *Acer trilobatum* (STERNB.) A.BRAUN; Kotlaba, p. 51, text-fig. 1 (authorship not correctly cited, correct citation - *Acer trilobatum* A.BRAUN)

1968 *Acer tricuspdatum* A.BARUN in Bronn; Walther, p. 636

No G 2115  
Pl. 58, fig. 2 holotype  
Magnoliopsida, Sapindales, Aceraceae  
middle part of leaf  
impression Zippe's No  
Paleogene, Oligocene NCM 94  
České Středohoří volcanic complex  
Bohemia, Žichov near Bílina  
coll. National Museum, Prague

*Acer trilobatum* A.BRAUN 1845 is based on a different type than *Phyllites trilobatus* STERNB. 1825, contrary to the treatment by Schimper (1872) or Kotlaba (1962). According to the Shenzhen Code Art. 46.3, the treatment and author's citation by Walther (1968) is correct.



**truncatus**

syntypes missing

- 1825 *Carpolithes truncatus* STERNB., vol. I, 4, tent. p. 41  
 ○1820 sine nomine; Sternberg, vol. I, 1, pl. 7, fig. 19 a, b

Carboniferous; Bohemia, Radnice (“Radnitz”)

J. Kvaček and Straková (1997) used this name as validly published, although it was based solely on an illustration, because precise illustration itself can be considered to meet the requirements of valid publication (Art. 38.7, Art. 38.9).

**truncatus**

- 1838 *Zamites truncatus* C.PRESL in Sternberg, vol. II, 7/8, p. 198, nom. illeg., Art. 52.1.  
 ≡1825 *Aspleniopteris nilsonii* STERNB., vol. I, 4, p. 40, tent. p. 22, **pl. 43, figs 3** (NRS S087454), 4 (E 164), 5  
 =1825 *Pterophyllum minus* BRONGN., p. 219, **pl. 12, fig. 8**  
 =1878 *Anomozamites minor* (BRONGN.) NATH., p. 21  
 1919 *Anomozamites minor* (BRONGN.) NATH.; Antevs, p. 33, **pl. 4, fig. 17** (NRS S087454), pl. 6, fig. 42  
 2009 *Anomozamites minor* (BRONGN.) NATH.; Pott and McLoughlin, p. 138, **pl. 7, figs 1–7**, text-fig. 4

Triassic, Rhaetian; Sweden, Scania, Höör (“Hoer”)

For more details see *nilsonii*

**tuberculata**

- 1825 *Bruckmannia tuberculata* STERNB., vol. I, 4, tent. p. 29, **pl. 45, fig. 2 right** (E 42 right), **left** (E 42 left)  
 ≡1828a *Asterophyllites tuberculatus* (STERNB.) BRONGN., p. 159  
 ≡1876 *Stachannularia tuberculata* (STERNB.) C.E.WEISS, p. 17, pl. 1, figs 2–4, pl. 2, figs 1–3, 5, pl. 3, figs 3–10, 12  
 ≡1884 *Calamostachys tuberculata* (STERNB.) C.E.WEISS, p. 178  
 1976 *Calamostachys tuberculata* (STERNB.) C.E.WEISS; Barthel, p. 79, pl. 25, figs 3–14  
 1980a *Calamostachys tuberculata* (STERNB.) C.E.WEISS; Barthel, pp. 244, 255, pl. 93, figs 4–8, **pl. 97, figs 1, 1a, 2a–c** (E 42 right, LECTOTYPE of *Bruckmannia tuberculata* STERNB. 1825, vol. I, 4, tent. p. 29, pl. 45, fig. 2 right)  
 2000 *Calamostachys tuberculata* (STERNB.) C.E.WEISS; Krings and Sommer, p. 49, figs 1–4

No E 42 (right)

Pl. 54, fig. 3a

Equisetopsida, Calamostachyales

cone

impression

Carboniferous/Lower Permian, Gzhelian/Asselian

Manebach Beds (Manebacher Schichten)

Germany, Manebach

coll. National Museum, Prague

lectotype

Sternberg’s label

Feistmantel’s label

NCM ?1136

leg. Goethe

No E 42 (left)

Pl. 54, fig. 3b

Equisetopsida, Calamostachyales

cone

impression

Carboniferous/Lower Permian, Gzhelian/Asselian

Manebach Beds (Manebacher Schichten)

Germany, Manebach

coll. National Museum, Prague

syntype

Sternberg’s label

Feistmantel’s label

NCM ?1136

leg. Goethe

The lectotype and the syntype are situated on the same slab E 42.

**tumidus**

holotype missing

- 1825 *Calamites tumidus* STERNB., vol. I, 4, tent. p. 26

○1820 *Calamites nodosus* SCHLOTH., p. 401, pl. 20, fig. 3, nom. inval., Art. 13.1 (f)

≡1823 *Calamites nodosus* SCHLOTH. ex J.F.KRÜGER, p. 115, (non *Calamites nodosus* SCHLOTH. ex STERNB. 1821, vol. I, 2, pp. 27, 32, pl. 17, fig. 2), nom. illeg., Art. 53.1

1832 *Calamites nodosus* SCHLOTH. ex J.F. KRÜGER; Schlotheim, p. 10, pl. 20, fig. 3, nom. illeg., Art. 53.1

1833 *Calamites tumidus* STERNB.; Sternberg, vol. II, 5/6, p. 47

Carboniferous/Lower Permian, Gzhelian/Asselian; Germany, Manebach, Wettin

*tumidus* var.  $\beta$  *bohemicus*

holotype or syntypes missing

1825 *Calamites tumidus* STERNB. var.  $\beta$  *bohemicus* STERNB., vol. I, 4, tent. p. 26

Carboniferous; Bohemia, Svinná (“Swina”) near Radnice

### *umbilicatus*

1825 *Carpolithes umbilicatus* STERNB., vol. I, 4, tent. p. 41 (“*Carpolites*”)

○1820 sine nomine; Sternberg, vol. I, 1, pl. 7, fig. 12

No E 1205

Pl. 53, fig. 5

holotype

incomplete detached seed with round basal scar impression – cast

Carboniferous, Moscovian

NCM 1345

Kladno F., Radnice M.

coll. Sternberg

Bohemia, Radnice (“Radnitz”)

coll. National Museum, Prague

J. Kvaček and Straková (1997) used this name as validly published, although it was based solely on an illustration, because precise illustration itself can be considered to meet the requirements of valid publication (Art. 38.7, Art. 38.9).

### *umbonatus*

1825 *Carpolithes umbonatus* STERNB., vol. I, 4, tent. p. 41 (“*Carpolites*”)

○1820 sine nomine; Sternberg, vol. I, 1, p. 21, pl. 9, fig. 2

≡1834 *Cardiocarpum umbonatum* (STERNB.) BRONN, vol. I, 1, p. 37, pl. 8, fig. 3

≡1858 *Guilielmites umbonatus* (STERNB.) GEINITZ, p. 19

Nos E 178, E 179

Pl. 61, fig. 5 (E 178)

holotype

?pseudofossil

impression

Carboniferous, Moscovian

NCM 1362

Kladno F., Radnice M.

coll. Sternberg

Bohemia, Svinná (“Swina”)

part and counterpart

coll. National Museum, Prague

J. Kvaček and Straková (1997) used this name as validly published, although it was based solely on an illustration, because precise illustration itself can be considered to meet the requirements of valid publication (Art. 38.7, Art. 38.9).

### *undulata*

1827a *Neuropteris undulata* STERNB., p. 136, nom. illeg., Art. 52.1 (non *Neuropteris undulata* LINDL. et HUTTON 1833b, vol. II., p. 8, pl. 83, nom. illeg., Art. 53.1)

≡1825 *Filicites osmundae* ARTIS, p. 7, fig. 7

Carboniferous, United Kingdom, Yorkshire, (“El-se-care”) El-se-care colliery, near Wentworth

***undulata***

1827b *Odontopteris undulata* STERNB., p. 340

○1833 *Odontopteris undulata* STERNB.; Sternberg, vol. II, 5/6, p. 78, **pl. 25, fig. 1**

≡1838 *Zamites undulatus* (STERNB.) C.PRESL in Sternberg, p. 197

≡1869 *Otopteris undulata* (STERNB.) SCHIMP., vol. II, p. 484

≡1870 *Sphenozamites undulatus* (STERNB.) SCHIMP., vol. II, p. 162

1958 *Sphenozamites undulatus* (STERNB.) SCHIMP.; Wesley, p. 22

=1829 *Cycadites latifolius* J.PHILLIPS, p. 154, pl. 10, fig. 1

=1864 *Otopteris graphica* LECK., p. 78, pl. 8, fig. 5

=1870 *Otozamites graphicus* (LECK.) SCHIMP., vol. II, p. 170

=1875 *Otozamites latifolius* (J.PHILLIPS) J.PHILLIPS, p. 224, pl. 10, fig. 1

1969 *Otozamites graphicus* (LECK.) SCHIMP.; Harris, p. 16, text-figs 6, 7

1997 ***Otozamites latifolius*** (J.PHILLIPS) J.PHILLIPS; C. Hill in J. Kvaček and Straková, p. 154, **pl. 59, fig. 3**

No E 168

Pl. 59, fig. 2

holotype

Bennettitopsida, Bennettitales

basal part of pinnate leaf

compression

Jurassic, Middle Jurassic, Bajocian

Feistmantel's label

United Kingdom, Saltwich, Whitby, Yorkshire

leg. Buckland?

(“Saltwich prope Whitby in Jorkshire”)

coll. National Museum, Prague

*Odontopteris undulata* STERNB. 1827b has priority over *Cycadites latifolius* J.PHILLIPS 1829, if the two type specimens belong to the same species.

***undulata***

holotype or syntypes missing

1825 *Pecopteris undulata* STERNB., vol. I, 4, tent. p. 20 (non *Pecopteris undulata* HALL 1845, p. 306, pl. 1, figs 1,1a, nom. illeg., Art. 53.1)

≡1836 *Cyatheites undulatus* (STERNB.) GÖPP., p. 326

1838 *Pecopteris undulata* STERNB.; C. Presl in Sternberg, vol. II, 7/8, p. 154

=1825 *Pecopteris repanda* STERNB., vol. I, 4, tent. p. 20

Carboniferous; Bohemia, Radnice (“Radnitz”)

***undulata***

1825 *Rhytidolepis undulata* STERNB., vol. I, 4, tent. p. 23, nom. illeg., Art. 52.1

≡1821 *Rhytidolepis ocellata* STERNB., vol. I, 2, p. 25, tent. p. 32, pl. 15, figs 1–4

=1845 *Sigillaria diploderma* CORDA, p. 29

1951 ***Sigillaria diploderma*** CORDA; Němejc, p. 56, pl. 8, fig. 15

Carboniferous, Bohemia, Svinná (“Swina”)

coll. National Museum, Prague

For more details see *ocellata*

***undulatum***

1820 *Lepidodendron undulatum* STERNB., vol. I, 1, p. 21, tent. p. 23, **pl. 10, fig. 2**

≡1838 *Aspidaria undulata* (STERNB.) C.PRESL in Sternberg, vol. II, 7/8, p. 182  
1997 *Lepidodendron* sp. indet. (*Aspidiaria*); J. Kvaček and Straková, p. 134, **pl. 61, fig. 1**

No E 77  
Pl. 61, fig. 1 holotype  
Lycopodiopsida, Lepidocarpaceae  
decorticated surface of stem  
impression  
Carboniferous, Moscovian Feistmantel's label  
Kladno F., Radnice M. coll. Sternberg  
Bohemia, Radnice ("Radnitz")  
coll. National Museum, Prague

### *undulatus*

1825 *Calamites undulatus* STERNB., vol. I, 4, tent. p. 26

1833 *Calamites undulatus* STERNB.; Sternberg, vol. II, 5/6, **pl. 1, fig. 2**

≡1889 *Stylocalamites undulatus* (STERNB.) KIDST., p. 401

≡1894 *Calamitina undulata* (STERNB.) KIDST., p. 580

1969 *Calamites undulatus* STERNB.; Crookall, p. 555, pl. 121, figs 2, 3, pl. 122, figs 1–3, pl. 124, figs 1, 2, pl. 125, fig. 1, pl. 126, figs 2, 3, pl. 127, figs 1–4, pl. 128, fig. 1, **text-fig. 195**, 196A, b

1992 *Calamites undulatus* STERNB.; Z. Kvaček and J. Kvaček, p. 41, **pl. 1, fig. 4**

No E 2338  
Pl. 58, fig. 5 holotype  
Equisetopsida, Equisetales  
internal surface of stem  
pith-cast  
Carboniferous, Moscovian NCM 1051  
Kladno F., Radnice M. coll. Sternberg  
Bohemia, Radnice ("Radnitz")  
coll. National Museum, Prague

*valida* holotype or syntypes missing

1825 *Pecopteris valida* STERNB., vol. I, 4, tent. p. 18

1838 *Pecopteris valida* STERNB.; C. Presl in Sternberg, vol. II, 7/8, p. 161

Carboniferous/Lower Permian, Gzhelian/Asselian; Germany, Manebach

### *varians*

1833 *Calamites varians* STERNB., vol. II, 5/6, p. 50, **pl. 12**

≡1825 *Calamites undulatus* STERNB., vol. I, 4, tent. p. 26

1917 *Calamites undulatus* STERNB.; Kidston in Jongmans, p. 5

No E 53  
Pl. 60, fig. 1 syntype  
Equisetopsida, Calamostachyales  
internal surface of stem  
pith-cast  
Carboniferous, Moscovian  
Kladno F., Radnice M. coll. Sternberg  
Bohemia, Radnice ("Radnitz")  
coll. National Museum, Prague

Unfigured syntype E 5480 (NCM 1037, locality Radnice) is in the collection of the National Museum, Prague.

**varians**

holotype or syntypes missing

1825 *Pecopteris varians* STERNB., vol. I, 4, tent. p. 191825 *Pecopteris varians* STERNB.; C. Presl in Sternberg, vol. II, 7/8, p. 161

Carboniferous; Bohemia, Svinná (“Swina”) near Radnice

**variolata**

syntypes missing

1825 *Favularia variolata* SCHLOTH. ex STERNB., vol. I, 4, tent. p. 13○1820 *Palmacites variolatus* SCHLOTH., p. 395, pl. 15, fig. 3a, b, nom. inval., Art. 13.1 (f)≡1832 *Palmacites variolatus* (SCHLOTH. ex STERNB.) SCHLOTH., p. 8, pl. 15, fig. 3a, b≡1838 *Aspidiaria variolata* (SCHLOTH. ex STERNB.) C.PRESL in Sternberg, vol. II, 7/8, p. 181, pl. 68, fig. 12=1825 *Favularia elegans* STERNB., vol. I, 4, p. 44, tent. p. 14, pl. 52, fig. 4=1828a *Sigillaria elegans* (STERNB.) BRONGN., p. 65

Carboniferous; Germany, Essen

**varius**1833 *Halymenites varius* STERNB., vol. II, 5/6, p. 29, **pl. 2, fig. 4**

No E 3

Pl. 59, fig. 3

holotype

trace fossil

impression

?Presl's label

Jurassic, Tithonian

Solnhofen Lithographic Limestones

coll. Sternberg

Germany, Solnhofen

coll. National Museum, Prague

**velheimii**1825 *Lepidodendron velheimii* STERNB., vol. I, 4, p. 43, tent. p. 12, **pl. 52, fig. 3** (“*velheimianum*” in tent. p. 12)1838 *Lepidodendron velheimii* STERNB.; C. Presl in Sternberg, vol. II, 7/8, **pl. 68, fig. 14**1964 *Lepidodendron velheimii* STERNB.; Crookall, p. 298, pl. 64, figs 3, 5, pl. 70, fig. 8, pl. 71, figs 1, 2, **text-figs 96, 77c**1970 *Lepidodendron velheimii* STERNB.; Thomas, p. 153, pl. 30, fig. 2

No E 1847

Pl. 54, fig. 4

holotype

Lycopodiopsida, Lepidocarpaceae

surface of stem with leaf-cushions

Sternberg's label

impression

Feistmantel's label

Carboniferous

leg. Veltheim

Germany, Magdeburg

coll. National Museum, Prague

**venosus**1838 *Carpolithes venosus* C.PRESL in Sternberg, vol. II, 7/8, p. 208, **pl. 58, figs 18, 19, 20** (reconstruction), nom. illeg., Art. 53.1 (non *Carpolithes venosus* BRONGN. 1823b, p. 358)≡1984 *Mastixia venosa* (C.PRESL in Sternberg) HOLÝ, p. 461, **pl. 1, fig. 1, text-fig. 1, 2**

No E 196a, b, c  
 Pl. 57, fig. 2 (E 196a), Pl. 57, fig. 4 (E 196b)  
 Pl. 57, fig. 3 (E 196c) holotype  
 Magnoliopsida, Cornales, Mastixiaceae  
 broken endocarp  
 inner mould NCM 114  
 Paleogene, Oligocene coll. Sternberg  
 volcanic complex above the coal-seam Josef in the Sokolov Basin  
 Bohemia, Počerny near Karlovy Vary (“Putschirn”)  
 coll. National Museum, Prague

Figs 18, 19 are very simplified reproductions, it is not possible to determine which part of the broken specimen is reproduced. *Carpolithes venosus* BRONGN. in ex Cuvier 1823b has priority over *Carpolithes venosus* C. PRESL in Sternberg 1838, unless the letter is conserved.

J. Kvaček and Straková (1997) used this name as validly published, although it was based solely on an illustration, because precise illustration itself can be considered to meet the requirements of valid publication (Art. 38.7, Art. 38.9).

### *ventricosus*

- 1828a *Juglans ventricosa* STERNB. ex BRONGN., p. 144  
 ○1825 *Juglandites ventricosus* STERNB., vol. I, 4, p. 44, tent. p. 40, **pl. 53, fig. 5a** (E 182a), **5b** (E 182b), nom. inval., Art. 35.1  
 ≡1861 *Carya ventricosa* (STERNB. ex BRONGN.) UNGER, p. 40, pl. 18, figs 5–11  
 1981 *Carya ventricosa* (STERNB. ex BRONGN.) UNGER; Mai, p. 367, **pl. 30, figs 1** (E 182a, LECTOTYPE of *Juglandites ventricosus* STERNB. ex BRONGN. 1828a), **2** (E 182b)

No E 182b  
 Pl. 55, fig. 3 lectotype  
 Magnoliopsida, Juglandales, Juglandaceae  
 carbonized endocarp  
 compression Sternberg’s label  
 Neogene, Miocene coll. Sternberg  
 Germany, Salzhausen near Nidda, region Wetterau  
 coll. National Museum, Prague

No E 182g  
 Pl. 55, fig. 2 syntype  
 Magnoliopsida, Juglandales, Juglandaceae  
 carbonized endocarp  
 compression Sternberg’s label  
 Neogene, Miocene coll. Sternberg  
 Germany, Salzhausen near Nidda, region Wetterau  
 coll. National Museum, Prague

Additional specimens from Sternberg’s type collection were figured for the first time by Mai (1981), pl. 30, fig. 3 (E 182c), fig. 4 (E 182d), fig. 5 (E 182g), fig. 6 (E 182e), fig. 7 (E 182f).

### *venusta*

holotype missing

- 1825 *Pecopteris venusta* STERNB., vol. I, 4, tent. p. 19 (non *Pecopteris venusta* RADCZ. et SCHVEDOW 1940, p. 53, nom. illeg., Art. 53.1)  
 ○1821 sine nomine; Sternberg, vol. I, 2, p. 30, **pl. 26, fig. 1**  
 ≡1833 *Sphenopteris botryoides* STERNB., vol. II, 5/6, p. 63, nom. illeg., Art. 52.1  
 ≡1836 *Cheilanthis botryoides* (STERNB.) GÖPP., p. 247, nom. illeg., Art. 52.1  
 1869 *Sphenopteris (Gymnogramme) botryoides* STERNB.; Schimper, vol. I, p. 373

Carboniferous; Bohemia, Svinná (“Swina”)

**vermicularis**

holotype missing

1833 *Muensteria vermicularis* STERNB., vol. II, 5/6, p. 32, pl. 1, fig. 31996 *Muensteria vermicularis* STERNB.; Mikuláš and Uchman, p. 306, figs 1A, b2011 *Muensteria vermicularis* STERNB.; Schweigert et al., p. 90

Jurassic; Germany, Solnhofen

Type of the generic name *Muensteria* STERNB. 1833.**vermiculatus**

holotype missing

1833 *Halymenites vermiculatus* STERNB., vol. II, 5/6, p. 29, pl. 5, fig. 3

Jurassic; Germany, Solnhofen

Type of the generic name *Halymenites* STERNB. 1833.**verticillata**1827b *Odontopteris verticillata* STERNB., p. 340

Jurassic, Middle Jurassic; United Kingdom, Saltwick (“Saltwick”), near Whitby, Yorkshire

**verrucosus**1833 *Calamites verrucosus* STERNB., vol. II, 5/6, p. 50, pl. 13≡1838 *Rabdodus verrucosus* (STERNB.) C.PRESL in Sternberg, vol. II, 7/8, p. 193=1845 *Sigillaria diploderma* CORDA, p. 29, pl. 59, figs 8–111997 *Sigillaria diploderma* CORDA; Němejc in J. Kvaček and Straková, p. 157, pl. 52, fig. 1

No E 5736

Pl. 52, fig. 1

holotype

Lycopodiopsida, Lepidocarpaceae

part of branch/stem

cast

Carboniferous, Moscovian

Kladno F., Radnice M.

coll. Sternberg

Bohemia, Svinná (“Swina”)

coll. National Museum, Prague

Type of the generic name *Rabdodus* C.PRESL in Sternberg 1838.**verrucosus**1838 *Palmacites verrucosus* C.PRESL in Sternberg, vol. II, 7/8, p. 29, pl. 42, fig. 3≡1846 *Flabellaria verrucosa* (C.PRESL in Sternberg) UNGER in Martius, p. 62=1821 *Flabellaria raphifolia* STERNB., vol. I, 2, pp. 29, 32, pl. 21, fig. right=1823b *Palmacites raphifolius* (STERNB.) BRONGN., p. 3591972 *Flabellaria raphifolia* (STERNB.) BRONGN.; Jung and Knobloch, p. 106=1958 *Trachycarpus raphifolia* (STERNB.) TAKHT., p. 1670, pl. 4, figs 1–51974 *Palmacites raphifolius* (STERNB.) BRONGN.; Jung, p. 15, text-fig. 1=1996 *Sabal raphifolia* (STERNB.) ERW.KNOBLOCH et KVAČEK in Knobloch et al., p. 138, pl. 45, fig. 4, pl. 46, figs 2, 3, pl. 47, fig. 4

No E 175

Pl. 57, fig. 1

holotype

Liliopsida, Arecales

palmate compound leaf  
impression/compression  
Paleogene, Eocene  
Häring Beds (Häringer Schichten)  
Austria, Häring, Tirol  
coll. National Museum, Prague  
Feistmantel's label  
NCM 186  
coll. Sternberg

### *volkmannii*

1827a *Artisia volkmannii* STERNB., p. 134  
○1720 sine nomine; Volkmann, p. 380, pl. 7, fig. 1

Carboniferous, Poland, Walbrzych (“Waldenburg in Silesia”)

### *volkmanianum*

1825 *Lepidodendron volkmanianum* STERNB., vol. I, 4, p. 44, tent. p. 10, **pl. 53, fig. 3a** (E 84), **b** (E 84 reverse side of slab), **c** (detail), **d** (detail)

≡1838 *Sagenaria volkmaniana* (STERNB.) C.PRESL in Sternberg, vol. II, 7/8, p. 180, **pl. 68, fig. 8** (E 1822)  
1964 *Lepidodendron volkmanianum* STERNB.; Crookall, p. 279, pl. 61, fig. 6, pl. 72, fig. 3, **text-fig. 90**

No E 84  
Pl. 56, fig. 4  
Lycopodiopsida, Lepidocarpaceae  
surface of stem with leaf-cushions  
compression/impression  
Carboniferous, Serpukhovian  
Karviná F., Zabrze M.  
Poland, Zabrze, Walbrzych (“*Silesia superioris ad Zabřzese, inferioris, ad Waldenburg*” – Sternberg 1825)  
coll. National Museum, Prague  
syntype  
NCM 838  
coll. Sternberg

No E 1822  
Pl. 64, fig. 1  
Lycopodiopsida, Lepidocarpaceae  
surface of stem with leaf-cushions  
compression  
Carboniferous, Serpukhovian  
Karviná F., Zabrze M.  
Poland, Zabrze, Walbrzych (“*Silesia superioris ad Zabřzese, inferioris, ad Waldenburg*” – Sternberg 1825)  
coll. National Museum, Prague  
syntype  
NCM 839  
coll. Sternberg

In cases of all three available specimens the locality name on label is mentioned as “Königsgruben (Waldenburg)”, that is a German name for historical coal mine Król, near Chorzów (Halamski 2020, pers. comm.) near to Zabrze. Unfigured syntype No K 3021 (NCM 835) is in the collection of the National Museum, Prague.

### *vulgatior*

1825 *Alethopteris vulgatior* STERNB., vol. I, 4, p. 44, tent. p. 21, **pl. 53, fig. 2**  
1804 sine nomine; Schlotheim, p. 55, pl. 11, fig. 22  
≡1836 *Alethopteris sternbergii* GÖPP., p. 295, nom. illeg., Art. 52.1  
1838 *Alethopteris vulgatior* STERNB.; C. Presl in Sternberg, vol. II, 7/8, p. 142  
2008 cf. *Neuralethopteris neuropteroides* (ŠUSTA) JOSTEN; Wagner and Álvarez-Vázquez, p. 180

No E 136  
Pl. 56, fig. 2  
Pteridospermopsida, Medullosales  
fragment of bipinnate leaf  
syntype



compression/impression

Carboniferous

NCM 704

coll. Sternberg

Germany, Saarbrücken (on label)

coll. National Museum, Prague

Locality names of other (unfigured) syntypes are uncertain. Sternberg (1825) states “it is frequent in beds in England, Germany, Silesia, Bohemia” (“*Frequens in schisto Lithantraceum Angliae, Germaniae, Silesiae, Bohemiae*”).

*whitbiensis* var. *lindleyana*

holotype missing

1838 *Pecopteris whitbiensis* BRONGN. var.  $\alpha$  *lindleyana* C.PRESL in Sternberg, vol. II, 7/8, p. 150

○1834 *Pecopteris whitbiensis* BRONGN.; Lindley and Hutton, vol. II, p. 144, **pl. 134**

=?1834a *Pecopteris denticulata* BRONGN., vol. I, 8, p. 301, pl. 98, figs 1,2

=?1921 *Todites denticulatus* (BRONGN.) KRASSER, p. 355 (“*T. denticulata*”)

1961 *Todites denticulatus* (BRONGN.) KRASSER; Harris, p. 78, text-figs 25–27

Jurassic; United Kingdom, Cloughton near Scarborough

*whitbiensis*

holotype

1838 *Zamites whitbiensis* C.PRESL in Sternberg, vol. II, 7/8, p. 197, nom. illeg., Art. 52.1

≡1833 *Odontopteris digitata* STERNB., vol. II, 5/6, p. 77, **pl. 23, fig. 3**

=1835b *Zamia gigas* LINDL. et HUTTON, vol. III, p. 45, pl. 165

=1841 *Zamites gigas* (LINDL. et HUTTON) MORRIS, p. 116

1997 *Zamites gigas* (LINDL. et HUTTON) MORRIS; C. Hill in J. Kvaček and Straková, p. 63, **pl. 11, fig. 4**

For more details see *digitata*

*zamiaefolius*

1825 *Cycadites zamiaefolius* STERNB., vol. I, 4, p. 40, tent. p. 33, **pl. 43, fig. 2**

1997 *Nilssonia* sp. vel *Pterophyllum* sp. indet.; J. Kvaček and Straková, p. 159

non vidimus

holotype

leaf segment

impression

Triassic, Rhaetian

Sweden, Höör (“Hoer”)

coll. Naturhistoriska riksmuseet, Stockholm

*zeaeformis*

1825 *Poacites zeaeformis* SCHLOTH. ex STERNB., vol. I, 4, tent. p. 33, illeg., Art. 53.1

○1820 *Poacites zeaeformis* SCHLOTH., p. 416, **pl. 26, figs 1 (A 15), 2 left (1987/346), 2 right (1987/347)**, nom. inval., Art. 13.1 (f)

≡1821 *Poacites zeaeformis* SCHLOTH. ex BALLENST., p. 175

1832 *Poacites zeaeformis* SCHLOTH. ex BALLENST.; Schlotheim, p. 11, **pl. 26, figs 1 (A 15), 2 left (1987/346), 2 right (1987/347)**

≡1838 *Zamites schlotheimii* C.PRESL in Sternberg, vol. II, 7/8, p. 200, nom. illeg., Art. 52.1

≡1850 *Equisetites zeaeformis* (SCHLOTH. ex BALLENST.) ANDRAE, p. 120

≡1927 *Calamariophyllum zeaeforme* (SCHLOTH. ex BALLENST.) HIRMER, p. 452

2018 *Poacites zeaeformis* SCHLOTH. ex BALLENST.; Cleal and Thomas, p. 21

No A 15  
Equisetopsida, Calamostachyales  
part of dissected whorl of sheath-like leaves  
compression  
Carboniferous  
Germany, Wettin  
coll. Museum für Naturkunde, Berlin

syntype

No 1987/346  
Equisetopsida, Calamostachyales  
part of whorl of sheath-like leaves  
compression  
Carboniferous  
Germany, Wettin  
coll. Museum für Naturkunde, Berlin

syntype

No 1987/347  
Equisetopsida, Calamostachyales  
part of whorl of sheath-like leaves  
compression  
Carboniferous  
Germany, Wettin  
coll. Museum für Naturkunde, Berlin

syntype

Type of the generic name *Poacites* SCHLOTH. ex BALLENST. 1821 (non *Poacites* SCHLOTH. ex BRONGN. 1822a, nom. illeg., Art. 53.1). Cleal and Thomas (2018) state that Ballenstedt (1821) did not characterise the species properly. Schlotheim's illustration (pl. 26, fig. 2) shows both of the last mentioned syntypes being a part of one hand specimen, but they are in fact two isolated hand specimens (Nos 1987/346 and 1987/347).

## Other specimens figured in Sternberg's Flora der Vorwelt housed in the National Museum, Prague

The following section lists additional, figured non-type-specimens in FVW, which are housed in the National Museum, Prague.

1838 *Equisetites conicus* STERNB.; C. Presl in Sternberg, vol. II, 7/8, **pl. 30, fig. 1**

=1864 *Equisetites arenaceus* (G.JÄGER) SCHENK, p. 59, pl. 7, fig. 2

No E 59

Pl. 61, fig. 4

Equisetopsida, Equisetales

sheath-like leaves

impression

Triassic, Ladinian/Rhaetian

NCM 518

coll. Münster

Germany, Stuttgart

1833 *Calamites undulatus* STERNB.; Sternberg, vol. II, 5/6, p. 47, **pl. 20, fig. 8**

1997 *Equisetites* sp.; J. Kvaček and Straková, p. 160, **pl. 59, fig. 1**

No E 58

Pl. 59, fig. 1

Equisetopsida, Equisetales

internal surface of branch

pith-cast

Jurassic, Middle Jurassic, Bajocian

NCM 1073

United Kingdom, Whitby, Yorkshire

coll. Sternberg

Specimen incorrectly determined by Sternberg (1833).

1825 *Tithymalites biformis* C.PRESL in Sternberg, vol. I, 4, p. 44, **pl. 53, fig. 1**

No E 47

Pl. 60, fig. 2

Equisetopsida, Calamostachyales

internodal part of stem

internal cast

Permian

NCM 1001

coll. Sternberg

Bohemia, between Adršpach and Rychnov ("Adelsbach und Reichenau"), probably Rychnov nad Kněžnou

1833 *Calamites* sp.; Sternberg, vol. II, 5/6, **pl. 56, fig. 9**

No E 57

Pl. 64, fig. 3

Equisetopsida, Equisetales

nodal area of stem

impression

Triassic

NCM 465

coll. Münster

Germany, Abtswind ("Abschwind")

1838 *Calamites* sp.; Corda in Sternberg, vol. II, 7/8, p. 212, **pl. 56, fig. 10**

1997 *Calamites* sp. indet.; J. Kvaček and Straková, p. 161, **pl. 65, fig. 4**

Nos E 72, E 238, E 239  
Pl. 65, figs 4 (E 239), 6(E 238)  
Equisetopsida, Calamostachyales  
transverse fracture of stem  
compression/pith cast  
Carboniferous, Moscovian  
Kladno F., Radnice M.  
Bohemia, Radnice ("Radnitz")  
three parts of one specimen

NCM 1059, 1053  
coll. Sternberg

1838 *Calamites* sp. indet.; Corda in Sternberg, vol. II, 7/8, **pl. 65, figs 13, 14**

No E 73 a, b  
Pl. 60, fig. 3  
Equisetopsida, Calamostachyales  
fracture of stem bearing whorl of leaves  
impression  
Carboniferous, Moscovian  
Kladno F., Radnice M.  
Bohemia, Radnice ("Radnitz")  
part and counterpart

Feistmantel's label  
NCM 1177, 1178  
coll. Sternberg

1838 *Equisetites* sp.; C. Presl in Sternberg, vol. II, 7/8, **pl. 30, fig. 4**

No E 61a, b  
Pl. 59, fig. 4 (E 61a)  
Equisetopsida, Equisetales  
stem bearing sheath-like leaves  
impression  
Triassic, Carnian  
Germany, Sinsheim  
part and counterpart

Sternberg's label  
NCM 510, 521  
coll. Münster

1838 *Equisetites* sp.; C. Presl in Sternberg, vol. II, 7/8, **pl. 30, fig. 5**

No E 62  
Pl. 61, fig. 2  
Equisetopsida, Equisetales  
stem bearing sheath-like leaves  
impression  
Triassic, Carnian  
Germany, Sinsheim

NCM 509  
coll. Münster

1838 *Equisetites* sp.; C. Presl in Sternberg, vol. II, 7/8, **pl. 31, fig. 6**

No E 67  
Pl. 60, fig. 4  
Equisetopsida, Equisetales  
stem bearing whorl of sheath-like leaves  
impression  
Triassic, Carnian  
Germany, Sinsheim

NCM 512  
coll. Münster

1838 *Calamites* sp.; C. Presl in Sternberg, vol. II, 7/8, **pl. 31, fig. 4**

1997 *Equisetites* sp. indet.; J. Kvaček and Straková, p. 162, **pl. 60, fig. 5**

No E 65  
Pl. 60, fig. 5  
Equisetopsida, Equisetales  
stem bearing whorl of sheath-like leaves impression  
Triassic, Carnian  
Germany, Sinsheim  
NCM 519  
coll. Münster

1838 *Equisetites* sp.; Corda in Sternberg, vol. II, 7/8, **pl. 54, fig. 10**  
1997 *Calamites* sp. indet.; J. Kvaček and Straková, p. 162, **pl. 65, figs 4, 6**

Nos E 239, E 238, E 5524, E 5525  
Pl. 65, figs 4 (E 239), 6 (E 238)  
Equisetopsida, Calamostachyales  
transverse fracture of stem  
compression  
Carboniferous, Moscovian  
Kladno F., Radnice M.  
Bohemia, Radnice (“Radnitz”)  
specimen consisting of four parts  
NCM 1053  
coll. Sternberg

1838 *Variolaria ficoides* STERNB.; Sternberg, vol. II, 7/8, **pl. 15, fig. 4**  
1822a *Stigmara ficoides* (STERNB.) BRONGN., p. 228

No E 86  
Pl. 65, fig. 2  
Lycopodiopsida, Lepidocarpaceae  
six basal parts of rootlets (appendices)  
pith-casts  
Carboniferous, Moscovian  
Kladno F., Radnice M.  
Bohemia, Radnice (“Radnitz”)  
Feistmantel’s label  
NCM 1254  
coll. Sternberg

1821 *Lepidodendron aculeatum* STERNB.; Sternberg, vol. I, 2, p. 25, tent. p. 31, **pl. 14, figs 1, 2**

Nos E 2470, E 2471, E 2472  
Pl. 62, figs 1 (E 2471), 2 (E 2472), 3 (E 2470)  
Lycopodiopsida, Lepidocarpaceae  
decorticated stem 253 cm long, broken into three parts  
petrified stem  
Carboniferous, Moscovian  
Kladno F., Radnice M.  
Bohemia, Vranovice near Radnice (“Wranowitz”)  
coll. Sternberg

1838 *Sagenaria crenata* (STERNB.) C.PRESL in Sternberg, vol. II, 7/8, p. 178, **pl. 68, fig. 5**  
1997 *Lepidodendron obovatum* STERNB.; Němejc in J. Kvaček and Straková, p. 163, **pl. 65, fig. 1**

No E 99  
Pl. 65, fig. 1  
Lycopodiopsida, Lepidocarpaceae  
surface of stem with leaf-cushions  
impression  
Carboniferous, Moscovian  
Kladno F., Radnice M.  
Bohemia, Břasy (“Brzas”)  
?Sternberg’s label  
Feistmantel’s label  
NCM 807  
coll. Sternberg

1838 *Lepidodendron dichotomum* STERNB.; Sternberg, vol. II, 7/8, p. 214, **pl. A, fig. 16**  
1934a *Lepidodendron dichotomum* STERNB.; Němejc, p. 1, **pl. 1, fig. 5**

No E 4741  
Pl. 64, fig. 4  
Lycopodiopsida, Lepidocarpaceae  
two parts of branches with leaves and leaf cushions      Sternberg's label  
impression/compression      Feistmantel's label  
Carboniferous, Moscovian      NCM 877  
Kladno F., Radnice M.      coll. Sternberg  
Bohemia, Svinná ("Swina")

1838 *Sagenaria obovata* (STERNB.) C.PRESL in Sternberg, vol. II, 7/8, p. 178, **pl. 68, fig. 6**

1820 *Lepidodendron obovatum* STERNB., vol. I, 1, pp. 20, 23, pl. 6, fig. 1, pl. 8, fig. 1 A<sub>a,b</sub>

No E 100  
Pl. 64, fig. 2  
Lycopodiopsida, Lepidocarpaceae  
surface of stem with leaf-cushions  
impression      Feistmantel's label  
Carboniferous, Moscovian      NCM 119  
Kladno F., Radnice M.      coll. Sternberg  
Bohemia, ?Chomle, Svinná ("Swina")

1838 *Aspidiaria variolata* (STERNB.) C.PRESL in Sternberg, vol. II, 7/8, p. 181, **pl. 68, fig. 12**

1828d *Sigillaria elegans* (STERNB.) BRONGN., p. 65

No E 102  
Pl. 65, fig. 5  
Lycopodiopsida, Lepidocarpaceae  
surface of stem with leaf-scars  
impression/compression  
Carboniferous, Moscovian  
Germany, Essen      coll. Sternberg

1838 *Lepidodendron volkmannianum* STERNB.; C. Presl in Sternberg, vol. II, 7/8, p. 180, **pl. 68, fig. 8**

No E 1822  
Pl. 64, fig. 1  
Lycopodiopsida, Lepidocarpaceae  
surface of stem with leaf-cushions  
compression      Feistmantel's label  
Carboniferous, Serpukhovian      NCM 839  
Poland, Walbrzych ("Waldenburg")      coll. Sternberg

1820 sine nomine; Sternberg, vol. I, 1, p. 20, **pl. 8, fig. 25**

1997 ? *Lepidodendron* sp. indet.; Němejc in J. Kvaček and Straková, p. 164, **pl. 56, fig. 6**

No E 78  
Pl. 56, fig. 6  
Lycopodiopsida, Lepidocarpaceae  
?surface of stem with leaf-cushions  
impression      Feistmantel's label  
Carboniferous, Moscovian      NCM 1347  
Kladno F., Radnice M.      coll. Sternberg  
Bohemia, Radnice ("Radnitz")  
poorly preserved specimen, according to Sternberg (1820) detached sporophyll

1820 sine nomine; Sternberg, vol. I, 1, p. 20, **pl. 5, fig. 1**

1997 *Lepidodendron* sp. indet. (*Knorria*); J. Kvaček and Straková, p. 164, **pl. 63**

No E 4739  
Pl. 63  
Lycopodiopsida, Lepidocarpaceae  
decorticated stem  
impression  
Carboniferous, Moscovian  
Kladno F., Radnice M. coll. Sternberg  
Bohemia, Hýskov (“Hiskow”)

1833 *Neuropteris acutifolia* BRONGN.; Sternberg, vol. II, 5/6, p. 70, **pl. 19, fig. 4**

No E 143  
Pl. 61, fig. 3  
Pteridospermopsida  
isolated pinnula  
impression  
Carboniferous, Moscovian Feistmantel’s label  
Kladno F., Nýřany M. coll. Sternberg  
Bohemia, Mirošov

1833 *Sphenopteris elegans* (BRONGN.) STERNB.; Sternberg, vol. II, 5/6, p. 56, **pl. 20, fig. 3**

No E 1405  
Pl. 61, fig. 6  
Pteridospermopsida  
part of tripinnate leaf  
impression Feistmantel’s label  
Carboniferous, Serpukhovian NCM 610  
Poland, Walbrzych (“Waldenburg”) coll. Sternberg

1833 *Sphenopteris elegans* (BRONGN.) STERNB.; Sternberg, vol. II, 5/6, p. 56, **pl. 20, fig. 4**

No E 1406  
Pl. 66, fig. 6  
Pteridospermopsida  
terminal part of bipinnate leaf  
impression Feistmantel’s label  
Carboniferous, Serpukhovian NCM 616  
Poland, Walbrzych (“Waldenburg”) coll. Sternberg

1820 sine nomine; Sternberg, vol. I, 1, p. 20, **pl. 8, fig. 24 top**

1997 *Pecopteris* sp. indet.; J. Kvaček and Straková, p. 165, **pl. 58, fig. 3**

No E 121a, b  
Pl. 58, fig. 3 (E 121a)  
Polypodiopsida  
isolated pinnula  
impression  
Carboniferous, Moscovian  
Kladno F., Radnice M. coll. Sternberg  
Bohemia, Radnice (“Radnitz”)  
part and counterpart

1821 *Filicites* sp.; Sternberg, vol. I, 2, **pl. 25, fig. 3**

1997 ?*Alethopteris decurrens* (ARTIS) ZEILLER; Němejc in J. Kvaček and Straková, p. 165, **pl. 66, fig. 4**

No E 126 b  
Pl. 66, fig. 4

No E 152  
Pl. 66, fig. 3  
Pteridospermopsida  
parts of simply pinnate leaf  
impression  
stratigraphy unknown  
NCM 769  
coll. Sternberg

Bohemia, ?environs of Teplice  
Uncertain locality and stratigraphy. Damaged specimen broken into numerous parts.

1825 sine nomine; Sternberg, vol. I, 4, **pl. 7, fig. 9**  
1997 *Carpolithes* sp. indet.; J. Kvaček and Straková, p. 165, **pl. 65, fig. 3**

No E 1202  
Pl. 65, fig. 3  
detached heart-like seed  
impression  
Carboniferous, Moscovian  
Kladno F., Radnice M.  
Bohemia, Radnice (“Radnitz”)  
Feistmantel’s label  
NCM 1333  
coll. Sternberg

1825 *Flabellaria borassifolia* STERNB.; Sternberg, vol. I, 4, tent. p. 34, **pl. 41, fig. 1**  
1850a *Cordaites borassifolius* (STERNB.) UNGER, p. 277

No E 4749  
Pl. 66, fig. 2  
Pinopsida, Cordaianthales  
leaf impression  
Carboniferous, Moscovian  
Kladno F., Radnice M.  
Bohemia, Svinná (“Swina”)  
NCM 826?  
coll. Sternberg

1825 sine nomine; Sternberg, vol. I, 4, **pl. 26, fig. 2**  
1876 *Cordaitanthus communis* FEISTM., p. 272, **pl. 51, figs 1–4**

No E 180  
Pl. 66, fig. 1  
Pinopsida, Cordaianthales  
three fructifications  
impression  
Carboniferous, Moscovian  
coll. Sternberg  
Kladno F., Radnice M.  
Bohemia, Svinná (“Swina”)  
NCM 1172

1838 *Lycopodites brononii* (STERNB.) C.PRESL in Sternberg, vol. II, 7/8, p. 103, **pl. 34, fig. 2a, b**  
1997 *Walchia* sp.; J. Kvaček and Straková, p. 166, **pl. 67, fig. 2**

Nos E 87, E 88  
Pl. 67, fig. 2 (E 87)  
Pinopsida  
part of branch bearing ovuliferous cone  
impression/compression  
Permian, Asselian  
Broumov F., Olivětín M.  
Bohemia, Otovice (“Ottendorf”)  
part and counterpart  
NCM 939, 940  
coll. Sternberg



- 1838 *Lycopodites bronniei* (STERNB.) C.PRESL in Sternberg, vol. II, 7/8, p. 103, **pl. 34, fig. 1**  
 1968 *Lebachia linearifolia* (GÖPP.) FLORIN; Němejc **pl. 35, fig. 2**  
 1997 *Walchia piniformis* SCHLOTH. ex STERNB.; J. Kvaček and Straková, p. 166, **pl. 67, fig. 1**

No E 1701  
 Pl. 67, fig. 1  
 Pinopsida  
 middle part of primary pinnately branched axis      Florin's label  
 impression/compression      Feistmantel's label  
 Permian, Asselian      NCM 936  
 Broumov F., Olivětín M.      coll. Sternberg  
 Bohemia, Otovice ("Ottendorf")

- 1825 sine nomine; Sternberg, vol. I, 4, p. 40, **pl. 44, fig. 5**  
 1968 *Araucarites taxiformis* (STERNB.) ERW.KNOBLOCH, p. 128, **pl. 1, fig. 5**  
 1997 *Doliosstrobis taxiformis* (STERNB.) KVAČEK; Z. Kvaček in J. Kvaček and Straková, p. 166, **pl. 66, fig. 5**

No E 173  
 Pl. 66, fig. 5  
 Pinopsida  
 part of branch bearing needle-like leaves  
 compression  
 Paleogene, Eocene      NCM 199  
 Häring Beds (Häringer Schichten)      coll. Sternberg  
 Austria, Häring, Tirol

- 1838 *Pitus primaeva* WITHERAM.; Corda in Sternberg, vol. II, 7/8, p. 212, **pl. 60, fig. 5**  
 1997 *Pitus primaeva* CORDA in Sternberg; J. Kvaček and Straková, p. 122, **pl. 44, fig. 3** (erroneous authorship)

No E 4631  
 Pl. 71, fig. 3  
 Pinopsida  
 transverse section of stem  
 silicified stem  
 Palaeozoic?  
 coll. Sternberg  
 unknown locality  
 coll. National Museum, Prague

## List of names of species and infraspecific taxa proposed in works by K. M. Sternberg, type specimens of which are missing

- Equisetites acutus* C.PRESL in Sternberg 1838, vol. II, 7/8, 107, pl. 31, fig. 3  
*Lycopodiolites affinis* STERNB. 1825, vol. I, 4, p. 45, tent. p. 9, pl. 56, fig. 1  
*Pecopteris affinis* STERNB. 1825, vol. I, 4, tent. p. 20  
*Lepidodendron alveolare* STERNB. 1820, vol. I, 1, p. 22, pl. 9, fig. 1 a,b  
*Filicites angustifolius* C.PRESL in Sternberg 1838, vol. II, 7/8, p. 175 (“*angustifolia*”); sine nomine; Sternberg 1821, vol. I, 2, p. 30, pl. 25, fig. 3  
*Guttbiera angustiloba* C.PRESL in Sternberg 1838, vol. II, 7/8, p. 116, pl. 33, fig. 13 a<sub>1-6</sub>-e, nom. illeg. = *Cyatheites asterocarpoides* STERNB. in Göppert 1836, p. 327  
*Thuites anomalus* STERNB. 1827b, p. 345  
*Pecopteris antiqua* STERNB. 1825, vol. I, 4, tent. p. 20  
*Preissleria antiqua* C.PRESL in Sternberg 1838, vol. II, 7/8, p. 192, pl. 33, figs 5, 10  
*Lepidodendron appendiculatum* STERNB. 1823, vol. I, 3, pp. 35, 38, pl. 28  
*Calamites approximatus* SCHLOTH. ex STERNB. 1821, vol. I, 2, pp. 27, 32 (orth. var. “*Calamitis approximata*”)  
*Pecopteris aquilina* SCHLOTH. ex STERNB. 1825, vol. I, 4, tent. p. 20  
*Schlotheimia arborescens* STERNB. 1821, vol. I, 2, p. 32  
*Pecopteris (Orthopleuria) arguta* C.PRESL in Sternberg 1838, vol. II, 7/8, p. 157, nom. illeg., Art. 53.1 et 52.1 (non *Pecopteris arguta* STERNB. 1825, vol. I, 4, tent. p. 19)  
*Sphenopteris artemisiaefolia* STERNB. 1825, vol. I, 4, p. 44, tent. p. 15, pl. 54, fig. 1  
*Sphenopteris artisii* STERNB. 1827a, p. 136  
*Cyatheites asterocarpoides* STERNB. in Göppert 1836, p. 327 = *Guttbiera angustiloba* C.PRESL in Sternberg 1838, vol. II, 7/8, p. 116, pl. 33, fig. 13 a<sub>1-6</sub>-e, (“*Guttbiera*”), nom. inval., Art. 43.1  
*Camptopteris bergeri* C.PRESL in Sternberg 1838, vol. II, 7/8, p. 168 = *Juglandites castaneaefolius* H.BERGER 1832, pp. 20, 29 pro parte, pl. 4, fig. 7, (non pl. 4, fig. 2)  
*Camptopteris biloba* C.PRESL in Sternberg 1838, vol. II, 7/8, p. 168  
*Neuropteris bistrinata* STERNB. 1833, vol. II, 5/6, p. 76  
*Syringodendron boghalense* STERNB. 1823, vol. I, 3, pp. 38, 39, pl. 37, fig. 5  
*Sargassum bohemicum* C.AGARDH ex STERNB., 1823, vol. I, 3 pp. 37, [40], pl. 36, fig. 1  
*Sphenopteris botryoides* STERNB. 1833, vol. II, 5/6, p. 63  
*Alethopteris brachyloba* STERNB. 1825, vol. I, 4, tent. p. 21  
*Taeniopteris brardii* C.PRESL in Sternberg 1838, vol. II, 7/8, p. 141 = *Odontopteris obtusa* BRONGN. 1831b, vol. I, 6, p. 255 pro parte, pl. 78, fig. 3 (non pl. 78, fig. 4)  
*Pecopteris brongniartiana* C.PRESL in Sternberg 1838, vol. II, 7/8, p. 160, nom. illeg., Art. 52.1 = *Pecopteris dentata* BRONGN. 1836, pl. 124, figs 1–4 (Atlas)  
*Culmites brongniartii* STERNB. 1825, vol. I, 4, tent. p. 28, nom. illeg. = *Culmites nodosus* BRONGN. in Cuvier 1822, p. 358 = *Culmites nodosus* BRONGN. 1822a, p. 215, pl. 1, fig. 1  
*Halymenites brongniartii* STERNB. 1833, vol. II, 5/6, p. 30; *Fucoides encoelioides* BRONGN. 1828d, vol. I, 1, p. 55 pro parte, pl. 6, fig. 2 (non *Fucoides encoelioides* BRONGN. 1828d, vol. I, 1, p. 55, pl. 6, fig. 1 = *Muensteria clavata* STERNB. 1833, vol. II, 5/6, p. 31)  
*Neuropteris brongniartii* STERNB. 1833, vol. II, 5/6, p. 73 = *Neuropteris heterophylla* (BRONGN.) BRONGN. 1831a; Brongniart, vol. I, 5, p. 243, pl. 72, fig. 2 (non pl. 71)  
*Partschia brongniartii* C.PRESL in Sternberg 1838, vol. II, 7/8, p. 116 = *Pecopteris hemitelioides* BRONGN. 1834b, vol. I, 9, p. 314 pro parte, pl. 108, fig. 2, three upper pinnae (non pl. 108, fig. 1, fig. 2 four lower pinnae)  
*Zamites brongniartii* C.PRESL in Sternberg 1838, vol. II, 7/8, p. 196, nom. illeg. = *Endogenites echinatus* BRONGN. 1822a, p. 43, pl. 5, fig. 2  
*Caulerpites bronni* STERNB. 1833, vol. II, 5/6, p. 23, pl. 26  
*Equisetites bronni* STERNB. 1833, vol. II, 5/6, p. 46, pl. 21, figs 1–5  
*Calamites cannaeformis* SCHLOTH. ex STERNB. 1825, vol. I, 4, tent. p. 26; *Phytolitus sulcatus* STEINHAEUER 1818, p. 297, pl. 5, fig. 1 = *Calamites cannaeformis* SCHLOTH. 1820, p. 398; pl. 20, fig. 1  
*Calamites carinatus* STERNB. 1823, vol. I, 3, pp. 36, 39, pl. 32, fig. 1  
*Algacites caulescens* STERNB. 1823, vol. I, 3, pp. 37, 39, pl. 36, fig. 1  
*Pecopteris cerrifolia* STERNB. 1827b, p. 339  
*Halymenites cernuus* STERNB. 1833, vol. II, 5/6, p. 30, pl. 8, fig. 4  
*Muensteria clavata* STERNB. 1833, vol. II, 5/6, p. 31, nom. illeg. = *Fucoides encoelioides* BRONGN. 1828d, vol. I, 1, p. 55 pro parte, pl. 6, fig. 1 (non *Fucoides encoelioides* BRONGN. pl. 6, fig. 2; *Halymenites brongniartii* STERNB., vol. II, 5/6, p. 30)  
*Sphenopteris clavata* C.PRESL in Sternberg 1838, vol. II, 7/8, p. 127, pl. 32, fig. 6a<sub>4,5</sub>  
*Syringodendron complanatum* STERNB. 1823, vol. I, 3, pp. 36, 39, pl. 31, fig. 1  
*Pecopteris concinna* MÜNSTER ex C.PRESL in Sternberg 1838, vol. II, 7/8, p. 149, pl. 41, fig. 3a, b

*Lepidodendron confluens* STERNB. 1821, vol. I, 2, p. 31  
*Equisetites conicus* MÜNSTER ex STERNB. 1833, vol. II, 5/6, p. 44, pl. 16, fig. 8  
*Pecopteris cordata* STERNB. 1825, vol. I, 4, tent. p. 19  
*Rhytidolepis cordata* STERNB. 1825, vol. I, 4, tent. p. 23  
*Lycopodiolites cordatus* STERNB. 1825, vol. I, 4, tent. p. 9, pl. 56, fig. 3  
*Palmacites coryphaeformis* STERNB. 1825, vol. I, 4, tent. p. 35, nom. illeg.  $\equiv$  *Carpolithes mantellii* C.STOKES et WEBB 1824, p. 423, pl. 46, figs 3, 4  
*Lomatofloyos crassicaule* CORDA in Sternberg 1838, vol. II, 7/8, p. 206, pl. 66, figs 10–14, pl. 68, fig. 20  
*Palmacites crassipes* C.PRESL in Sternberg 1838, vol. II, 7/8, p. 190, pl. 42, fig. 1  
*Sphaerococcites crenulatus* STERNB. 1833, vol. II, 5/6, p. 28, nom. illeg.  $\equiv$  *Algacites granulatus* SCHLOTH. ex J.F.KRÜGER 1823, p. 106  
*Laminarites crispatus* MÜNSTER ex STERNB. 1833, vol. II, 5/6, p. 35, pl. 24, fig. 3  
*Calamites cruciatus* STERNB. 1825, vol. I, 4, p. 42, tent. p. 27, pl. 49, fig. 5  
*Fucoides cylindricus* STERNB. 1825, vol. I, 4, p. 41, tent. p. 7, pl. 48, fig. 1  
*Catenaria decora* STERNB. 1825, vol. I, 4, p. 43, tent. p. 25, pl. 52, fig. 1  
*Calamites difformis* STERNB. 1825, vol. I, 4, tent. p. 27  
*Bechera diffusa* STERNB. 1825, vol. I, 4, tent. p. 30; sine nomine; Sternberg 1821, vol. I, 2, p. 28, pl. 19, fig. 3  
*Pecopteris discreta* STERNB. 1825, vol. I, 4, tent. p. 18  
*Volkmania distachya* STERNB. 1825, vol. I, 4, p. 42, tent. p. 30, pl. 48, fig. 3a, b  
*Calamites distans* STERNB. 1825, vol. I, 4, tent. p. 26  
*Favularia dubia* STERNB. 1825, vol. I, 4, tent. p. 14; sine nomine; Rhode 1820, p. 27, pl. 4, fig. 1  
*Lepidolepis dubia* STERNB. 1823, vol. I, 3, p. 39, pl. 31, fig. 2 = *Lepidolepis syringoides* STERNB. 1823, vol. I, 3, p. 36, pl. 31, fig. 2  
*Neuropteris dubia* STERNB. 1825, vol. I, 4, tent. p. 17  $\equiv$  *Osmunda* sp.; Schmiedel 1780, p. 36, pl. 20  
*Pecopteris dubia* STERNB. 1825, vol. I, 4, tent. p. 20  
*Cunninghamites dubius* C.PRESL in Sternberg 1838, vol. II, 7/8, p. 203, pl. 33, fig. 8 a, b  
*Myriophyllites dubius* STERNB. 1823, vol. I, 3, pp. 36, 39, pl. 31, fig. 4, nom. inval.  $\equiv$  *Myriophyllites dubius* STERNB. ex J.F.KRÜGER 1825b, p. 65, nom. illeg., Art. 52.1  
*Caulerpites elegans* STERNB. 1833, vol. II, 5/6, p. 21, pl. 3, fig. 3  
*Favularia elegans* STERNB. 1825, vol. I, 4, p. 44, tent. p. 14, pl. 52, fig. 4  
*Pecopteris elegans* STERNB. 1825, vol. I, 4, tent. p. 20  
*Chondrites elongatus* MÜNSTER ex C.PRESL in Sternberg 1838, vol. II, 7/8, p. 104, pl. 28, fig. 2  
*Germaria elymiformis* var. *minor* C.PRESL in Sternberg 1838, vol. II, 7/8, p. 188, pl. 59, figs 2 bottom, 7a, b  
*Bornia equisetiformis* SCHLOTH. ex STERNB. 1825, vol. I, 4, tent. p. 28; sine nomine; Schlotheim 1804, pp. 30, 32, pl. 1, fig. 1, pl. 2, fig. 3  
*Algacites erucaeformis* STERNB. 1833, vol. I, 5/6, p. 36, pl. 2, figs 5, 6  
*Pecopteris excellens* C.PRESL in Sternberg 1838, vol. II, 7/8, p. 155  
*Rhodea fasciaeformis* C.PRESL in Sternberg 1838, vol. II, 7/8, p. 109  
*Columnaria fistulosa* STERNB. 1825, vol. I, 4, tent. p. 25  
*Bechera flagellaris* STERNB. 1827a, p. 132  $\equiv$  *Hydatia prostrata* ARTIS 1825, p. 1, pl. 1  
*Annularia floribunda* STERNB. 1825, vol. I, 4, tent. p. 31  
*Chondrites furcellatus* C.PRESL in Sternberg 1838, vol. II, 7/8, p. 220  $\equiv$  *Solenites furcata* LINDL. et HUTTON 1837, vol. III, p. [155], pl. 209  
*Pecopteris glockeria* C.PRESL in Sternberg 1838, vol. II, 7/8, p. 162  
*Lonchopteris goeppertiana* C.PRESL in Sternberg 1838, vol. II, 7/8, p. 166  $\equiv$  *Woodwardites acutilobus* GÖPP. 1836, p. 289, pl. 21, fig. 2  
*Filicites goeppertii* C.PRESL in Sternberg 1838, vol. II, 7/8, p. 175  
*Neuropteris goeppertii* C.PRESL in Sternberg 1838, vol. II, 7/8, p. 137  $\equiv$  *Odontopteris lindleyana* var. *macrophylla* GÖPP. 1836, p. 214, pl. 1, figs 7, 8  
*Halymenites goldfusii* STERNB. 1833, vol. II, 5/6, p. 30  $\equiv$  *Achilleum dubium* GOLDFUSS 1826, vol. I, p. 1, pl. 1, fig. 2  
*Thuites gramineus* STERNB. 1825, vol. I, 4, tent. p. 38; sine nomine; Sternberg 1823, vol. I, 3, p. 37, pl. 35, fig. 4  
*Lepidodendron hexagonum* STERNB. 1820, vol. I, 1, p. 23  
*Equisetites hoeflianus* C.PRESL in Sternberg 1838, vol. II, 7/8, p. 106, pl. 32, figs 9, 11  
*Alethopteris hofmanniana* STERNB. 1827b, p. 341  $\equiv$  *Alethopteris lonchitides* STERNB.; Hoffmann 1827, p. 161, pl. 1, figs 9, 10  
*Pecopteris huegeliana* C.PRESL in Sternberg 1838, vol. II, 7/8, p. 157, pl. 66, fig. 9a, 9a<sub>a</sub>  
*Cyclopteris huttonii* STERNB. 1833, vol. II, 5/6, p. 66  $\equiv$  *Cyclopteris digitata* BRONGN.; Lindley and Hutton 1833a, vol. I, p. 179, pl. 64 (non *Cyclopteris digitata* BRONGN. 1831a, vol. I, 5, p. 219, pl. 61bis, figs 2, 3)  
*Lonchopteris huttonii* C.PRESL in Sternberg 1838, vol. 7/8, p. 166  $\equiv$  *Filicites (Pecopteris) reticulata* STOKES et WEBB 1824, p. 424, pl. 46, fig. 5, pl. 47, fig. 3  
*Lepidolepis imbricata* STERNB. 1823, vol. I, 3, pp. 35, 39, pl. 27  
*Lepidodendron imbricatum* STERNB. 1821, vol. I, 2, p. 31  
*Acrostichites inaequilaterus* STERNB. in Göppert 1836, p. 287  $\equiv$  *Sagenopteris rhoifolia* C.PRESL in Sternberg 1838, vol. II, 7/8, p. 165, pl. 35, fig. 1

*Sphaerococcites inclinatus* STERNB. 1833, vol. II, 5/6, p. 28, pl. 8, fig. 2  
*Lycopodiolites insignis* STERNB. 1825, vol. I., 4, tent. p. 8  
*Columnaria intacta* STERNB. 1825, vol. I, 4, tent. p. 25  
*Artisia interrupta* STERNB. 1827a, p. 134 = *Sternbergia transversa* ARTIS 1825, p. 8, pl. 8  
*Algacites intertextus* STERNB. 1833, vol. II, 5/6, p. 37, pl. 21, fig. 6  
*Phyllites juglandiformis* STERNB. 1823, vol. I, 3, pp. 37, 39, pl. 35, fig. 1  
*Phyllites julianiformis* STERNB. 1823, vol. I., 3, pp. 37, 39, pl. 36, fig. 2  
*Schizopteris lactuca* C.PRESL in Sternberg 1838, vol. II, 7/8, p. 112  
*Columnaria lanceolata* (SCHLOTH.) ex STERNB. 1825, vol. I, 4, tent. p. 25  
*Sphenopteris laxa* STERNB. 1823, vol. I, 3, pp. 36, 39, pl. 31, fig. 3 (non *Sphenopteris laxa* J.HALL 1843, p. 274)  
*Chondrites latus* STERNB. 1833, vol. II, 5/6, p. 27, pl. 24, fig. 1  
*Carpolithes lenticularis* C.PRESL in Sternberg 1838, vol. II, 7/8, p. 208, pl. 58, fig. 14, (non *Carpolithes lenticularis* SCHLOTH. 1822, p. 99, pl. 21, fig. 12a, b)  
*Pecopteris lindleyana* C.PRESL in Sternberg 1838, vol. II, 7/8, p. 153 = *Neuropteris arguta* LINDL. et HUTTON 1834, vol. II, p. 67, pl. 105  
*Ulodendron lindleyanum* C.PRESL in Sternberg 1838, vol. II, 7/8, p. 185, pl. 45, fig. 4  
*Calamites lindleyi* STERNB. 1833, vol. II, 5/6, p. 48 = *Calamites mougeotii* BRONGN.; Lindley and Hutton 1832, vol. II, p. 71, pl. 22 (non *Calamites mougeotii* BRONGN. 1829, vol. I, 3, p. 137, pl. 25, figs 4, 5)  
*Phyllites lobatus* STERNB. 1823, vol. I, 3, pp. 37, 39, pl. 35, fig. 2  
*Caulerpites longirameus* C.PRESL in Sternberg 1838, vol. II, 7/8, p. 103, pl. 29, fig. 3  
*Taeniopteris marantacea* C.PRESL in Sternberg 1838, vol. II, 7/8, p. 139 = *Marantoidea arenacea* G.JÄGER 1827, p. 37, pl. 5, fig. 5  
*Neuropteris martini* STERNB. 1833, vol. II, 5/6, p. 77; *Phytolitus* sp.; Martin 1809, p. [32], pl. 19, figs 1–3  
*Stigmaria melocactoides* STERNB. 1825, vol. I, 4, tent. p. 38  
*Encoelites mertensii* STERNB. 1833, vol. II, 5/6, p. 33, pl. 3, fig. 2  
*Pecopteris microphylla* C.PRESL in Sternberg 1838, vol. II, 7/8, p. 162, pl. 33, fig. 7a, b (non *Pecopteris microphylla* CORSIN 1951, p. 233)  
*Pinites microstachys* C.PRESL in Sternberg 1838, vol. II, 7/8, p. 201, pl. 33, fig. 12  
*Juglandites minor* C.PRESL in Sternberg 1838, vol. II, 7/8, p. 207, pl. 58, figs 3–6  
*Bergeria minuta* C.PRESL in Sternberg 1838, vol. II, 7/8, p. 184, pl. 49, figs 2a, b, 3  
*Equisetites moniliformis* C.PRESL in Sternberg 1838, vol. II, 7/8, p. 106, pl. 32, fig. 12a<sub>1</sub>, 12b (ink drawing)  
*Carpolithes morchellaeformis* STERNB. 1823, vol. I, 3, pp. 37, 39, pl. 37, fig. 3 (non *Carpolithes morchellaeformis* STERNB. 1825, vol. I, 4, tent. p. 41)  
*Paleoxyris muensteri* C.PRESL in Sternberg 1838, vol. II, 7/8, p. 189, pl. 59, figs 10, 11  
*Camptopteris muensteriana* C.PRESL in Sternberg 1838, vol. II, 7/8, p. 168, pl. 33, fig. 9  
*Pecopteris muensteriana* C.PRESL in Sternberg 1838, vol. II, 7/8, p. 154, pl. 36, fig. 2 a, b  
*Taxodites muensterianus* C.PRESL in Sternberg 1838, vol. II, 7/8, p. 204, pl. 33, fig. 3  
*Sphaerococcites muensterianus* C.PRESL in Sternberg 1838, vol. II, 7/8, p. 105, pl. 28, fig. 3  
*Pinites mughiformis* C.PRESL in Sternberg 1838, vol. II, 7/8, p. 201, pl. 49, fig. 5  
*Pecopteris muricata* SCHLOTH. ex STERNB. 1825, vol. I, 4, tent. p. 18; sine nomine; Schlotheim 1804, pp. 54, 55, pl. 12, figs 21, 23  
*Bechera myriophylloides* STERNB. 1825, vol. I, 4, tent. p. 30 = *Myriophyllites dubius*, STERNB. ex J.F.KRÜGER 1825b, p. 65, nom. illeg., Art. 52.1  
*Palmacites noeggerathii* STERNB. 1825, vol. I, 4, p. 45, tent. p. 35, pl. 55, figs 6, 7  
*Pecopteris novae-hollandiae* C.PRESL in Sternberg 1838, vol. II, 7/8, p. 155, pl. 66, fig. 9b, 9b<sub>b</sub>  
*Favularia obovata* STERNB. 1825, vol. I, 4, tent. p. 13 nom. illeg. = *Lepidodendron alveolare* STERNB. 1820, vol. I, 1, p. 22, pl. 9, fig. 1a, b  
*Carpolithes obscurus* C.PRESL in Sternberg 1838, vol. II, 7/8, p. 208, pl. 58, fig. ultima dextra (lower right)  
*Pecopteris obtusata* STERNB. 1825, vol. I, 4, tent. p. 19  
*Pecopteris obtusata* C.PRESL in Sternberg 1838, vol. II, 7/8, p. 155, pl. 32, figs 2a<sub>1-3</sub>b, c, 4a, b, nom. illeg., (non *Pecopteris obtusata* STERNB. 1825, vol. I, 4, tent. p. 19) = *Alethopteris imbricata* STERNB. in Göppert 1836, p. 390  
*Chondrites obtusus* (BRONGN.) STERNB. var. *trifidus* STERNB. 1833, vol. II, 5/6, p. 27, pl. 9, fig. 2  
*Caulerpites ocreatus* C.PRESL in Sternberg 1838, vol. II, 7/8, p. 103, pl. 29, fig. 2  
*Pecopteris orbiculata* STERNB. 1825, vol. I, 4, tent. p. 19  
*Lepidodendron ornatissimum* STERNB. 1825, vol. I, 4, tent. p. 12; sine nomine; Rhode 1820, p. 16, pl. 3, figs 1–8  
*Baliostichus ornatus* STERNB. 1833, vol. II, 5/6, p. 31, pl. 25, fig. 3 a, b  
*Calamites ornatus* STERNB. 1825, vol. I, 4, tent. p. 27  
*Conites ornatus* STERNB. 1825, vol. I, 4, p. 44, tent. p. 39, pl. 55, figs 1, 2  
*Palmacites oxyrachis* C.PRESL in Sternberg 1838, vol. II, 7/8, p. 190, pl. 42, fig. 2  
*Sphenopteris pectinata* C.PRESL in Sternberg 1838, vol. II, 7/8, p. 126, pl. 32, fig. 6a<sub>1-3</sub>, 6b  
*Favularia pentagona* STERNB. 1825, vol. I, 4, tent. p. 13

*Syringodendron pes-damae* STERNB. 1821, vol. I, 2, p. 33; *Palmacites sulcatus* SCHLOTH. 1820, p. 396, pl. 16, fig. 1, nom. inval., Art. 13.1 (f)  
*Carpolithes pistacinus* STERNB. 1825, vol. I, 4, p. 44, tent. p. 41, pl. 53, fig. 7  
*Calamites pseudobambusia* STERNB. 1820, vol. I, 1, pp. 22, 24, pl. 13, fig. 3  
*Steffensia punctata* C.PRESL in Sternberg 1838, vol. II, 7/8, p. 122  
*Aspidiaria quadrangularis* C.PRESL in Sternberg 1838, vol. II, 7/8, p. 183  
*Pecopteris quercifolia* C.PRESL in Sternberg 1838, vol. II, 7/8, p. 159, pl. 50, fig. 3  
*Rhodea quercifolia* C.PRESL in Sternberg 1838, vol. II, 7/8, p. 109, pl. 33, fig. 2  
*Sciadipteris radnicensis* C.PRESL in Sternberg 1838, vol. II, 7/8, p. 118, pl. 37, fig. 1, 1b  
*Annularia reflexa* STERNB. 1821, vol. I, 2, pp. 28, 33, pl. 19, fig. 5  
*Calamites regularis* STERNB. 1825, vol. I, 4, p. 46, tent. p. 27, pl. 59, fig. 1  
*Pecopteris reichiana* C.PRESL in Sternberg 1838, vol. II, 7/8, p. 155, pl. 37, fig. 2, nom. illeg., (non *Pecopteris reichiana* BRONGN. 1834a, vol. I, 8, p. 302, pl. 116, fig. 7)  
*Pecopteris repanda* STERNB. 1825, vol. I, 4, tent. p. 20  
*Phyllites repandus* STERNB. 1825, vol. I, 4, Index iconum, p. [2]; sine nomine; Sternberg 1821, vol. I, 2, p. 29, pl. 25, fig. 1a, b  
*Phyllites retusus* STERNB. 1825, vol. I, 4, Index iconum, p. [2]; sine nomine; Sternberg 1821, vol. I, 2, p. 30, pl. 25, fig. 2  
*Ulodendron rhodeanum* C.PRESL in Sternberg 1838, vol. II, 7/8, p. 186; sine nomine; Rhode 1820, p. 16, pl. 3, figs 1–8  
*Lepidodendron rhodianum* STERNB. 1825, vol. I, 4, tent. p. 11; sine nomine; Rhode 1820, pp. 7, 8, pl. 1, figs 1A, 3  
*Sagenopteris rhoifolia* C.PRESL in Sternberg 1838, vol. II, 7/8, p. 165, pl. 35, fig. 1, nom. illeg. = *Acrostichites inaequilaterus* STERNB. in Göppert 1836, p. 287  
*Sphenopteris roessertiana* C.PRESL in Sternberg 1838, vol. II, 7/8, p. 126, pl. 32, fig. 3a<sub>1-4</sub>, 3b  
*Pinites roessertianus* C.PRESL in Sternberg 1838, vol. II, 7/8, p. 201, pl. 33, fig. 11  
*Alethopteris roessertii* C.PRESL in Sternberg 1838, vol. II, 7/8, p. 145, pl. 33, fig. 14a<sub>1-2</sub>, 14b  
*Juglandites salinarum* STERNB. 1825, vol. I, 4, tent. p. 40  
*Equisetites schoenleinii* STERNB. 1833, vol. II, 5/6, p. 45  
*Asplenopteris schrankii* STERNB. 1825, vol. I, 4, tent. p. 22; sine nomine; Sternberg 1821, vol. I, 2, p. 29, pl. 21, fig. lower left  
*Bornia scrobiculata* SCHLOTH. ex STERNB. 1825, vol. I, 4, tent. p. 28; *Calamites scrobiculatus* SCHLOTH. 1820, p. 402, pl. 20, fig. 4, nom. inval., Art. 13.1 (f)  
*Halymenites secundus* STERNB. 1833, vol. II, 5/6, p. 29, pl. 4, fig. 3  
*Knorria sellonii* STERNB. 1825, vol. I, 4, p. 45, tent. p. 37, pl. 57  
*Carpolithes semen-mali* C.PRESL in Sternberg 1838, vol. II, 7/8, p. 208, pl. 58, fig. top left  
*Sagenopteris semicordata* C.PRESL in Sternberg 1838, vol. II, 7/8, p. 165, pl. 35, fig. 2  
*Carpolithes sepelitus* C.PRESL in Sternberg 1838, vol. II, 7/8, p. 208, pl. 47, fig. 6a, 6a'  
*Osmunda smilacifolia* STERNB. 1821, vol. I, 2, pp. 29, 33; *Filicites acuminatus* SCHLOTH. 1820, p. 412, pl. 16, fig. 4  
*Caulerpites spiciformis* STERNB. 1833, vol. II, 5/6, p. 24; sine nomine; Schlotheim 1822, p. 48, pl. 6, fig. 1  
*Calamites steinhaueri* STERNB. 1825, vol. I, 4, tent. p. 27; *Phytolitus sulcatus* STEINHAEUER 1818, p. 277, pl. 5, fig. 1  
*Rhytidolepis steinhaueri* STERNB. 1825, vol. I, 4, tent. p. 23; *Phytolitus notatus* STEINHAEUER 1818, p. 294, pl. 7, fig. 3  
*Bornia stellata* SCHLOTH. ex STERNB. 1825, vol. I, 4, tent. p. 28; sine nomine; Schlotheim 1804, p. 32, pl. 1, fig. 4  
*Tithymalites striatus* C.PRESL in Sternberg 1838, vol. II, 7/8, p. 205, nom. illeg. = *Calamites regularis* STERNB. 1825, vol. I, 4, p. 46, tent. p. 27, pl. 59, fig. 1  
*Sphenopteris stricta* STERNB. 1825, vol. I, 4, p. 45, tent. p. 15, pl. 56, fig. 2  
*Sphaerococcites striolatus* C.PRESL in Sternberg 1838, vol. II, 7/8, p. 105, pl. 27A, fig. 3, pl. 65, figs 32, 33  
*Phyllites suberiformis* STERNB. 1823, vol. I, 3, pp. 36, 39, pl. 34  
*Chondrites subverticillatus* C.PRESL in Sternberg 1838, vol. II, 7/8, p. 104, pl. 28, fig. 1, pl. 65, fig. 34  
*Syringodendron sulcatum* SCHLOTH. ex STERNB. 1825, vol. I, 4, tent. p. 24; *Palmacites sulcatus* SCHLOTH. 1820, p. 396, pl. 16, fig. 1, nom. inval., Art. 13.1 (f)  
*Syringodendron sulcatum* SCHLOTH. ex STERNB. var. *canaliculatum* SCHLOTH. ex STERNB. 1825, vol. I, 4, tent. p. 24  
*Carpolithes sulcatus* C.PRESL in Sternberg 1838, vol. II, 7/8, p. 208, pl. 10, fig. 8, nom. illeg., (non *Carpolithes sulcatus* LINDL. et HUTTON 1837, p. 179, pl. 220, figs 1–6)  
*Carpolithes sulcifer* C.PRESL in Sternberg 1838, vol. II, 7/8, p. 208, pl. 58, fig. 15  
*Lepidolepis syringoides* STERNB. 1823, vol. I, 3, p. 36, pl. 31, fig. 2  
*Chondrites targionii* (BRONGN.) STERNB. var. *fastigiatus* STERNB. 1833, vol. II, 5/6, p. 25; *Fucoides targionii* BRONGN. 1828d, vol. I, 1, p. 56, pl. 4, fig. 6 (non pl. 4, figs 2–5)  
*Lepidodendron taxifolium* STERNB. 1821, vol. I, 2, p. 31  
*Pecopteris taxiformis* C.PRESL in Sternberg 1838, vol. II, 7/8, p. 162, pl. 33, fig. 6  
*Neuropteris tenuifolia* SCHLOTH. ex STERNB. 1825, vol. I, 4, tent. p. 17; *Filicites tenuifolius* SCHLOTH. 1820, p. 405, pl. 22, fig. 1  
*Taxodites tenuifolius* C.PRESL in Sternberg 1838, vol. II, 7/8, p. 204, pl. 33, fig. 4  
*Lepidodendron tetragonum* STERNB. 1825, vol. I, 4, p. 44, tent. p. 12, pl. 54, fig. 2  
*Caulerpites tortuosus* C.PRESL in Sternberg 1838, vol. II, 7/8, p. 103, pl. 29, fig. 1  
*Carpolithes truncatus* STERNB. 1825, vol. I, 4, tent. p. 41; sine nomine; Sternberg 1820, vol. I, 1, pl. 7, fig. 19 a, b  
*Calamites tumidus* STERNB. 1825, vol. I, 4, tent. p. 26; *Calamites nodosus* SCHLOTH. 1820, p. 401, pl. 20, fig. 3

*Calamites tumidus* STERNB. var.  $\beta$  *bohemicus* STERNB. 1825, vol. I, 4, tent. p. 26  
*Neuropteris undulata* STERNB. 1827a, p. 136, nom. illeg., (non *Neuropteris undulata* LINDL. et HUTTON 1833, p. 8, pl. 83)  
     $\equiv$  *Filicites osmundae* ARTIS 1825, p. 7, fig. 7  
*Pecopteris undulata* STERNB. 1825, vol. I, 4, tent. p. 20 (non *Pecopteris undulata* J.HALL 1845, p. 306, pl. 1, fig. 1,1a)  
*Pecopteris valida* STERNB. 1825, vol. I, 4, tent. p. 18  
*Pecopteris varians* STERNB. 1825, vol. I, 4, tent. p. 19  
*Favularia variolata* SCHLOTH. ex STERNB. 1825, vol. I, 4, tent. p. 13; *Palmacites variolatus* SCHLOTH. 1820, p. 395, pl. 15,  
    fig. 3a, b  
*Pecopteris venusta* STERNB. 1825, vol. I, 4, tent. p. 19; sine nomine; Sternberg 1821, vol. I, 2, p. 30, pl. 26, fig. 1  
*Muensteria vermicularis* STERNB. 1833, vol. II, 5/6, p. 32, pl. 1, fig. 3  
*Halymenites vermiculatus* STERNB. 1833, vol. II, 5/6, p. 29, pl. 5, fig. 3  
*Odontopteris verticillata* STERNB. 1827b, p. 340  
*Artisia volkmannii* STERNB. 1827a, p. 134; sine nomine; Volkmann 1720, p. 380, pl. 7, fig. 1  
1838 *Pecopteris whitbiensis* BRONGN. var. *lindleyana* C.PRESL in Sternberg, vol. II, 7/8, p. 150

## List of journal articles or books about Sternberg and his works; additional to those in Staffleu and Cowan (1985)

- Angerer, B. (1999): Sternberg und Goethe in Ostbayern und Böhmen. – Tourismusverband Ostbayern, Regensburg, 90 pp. (biogr.)
- Andrews, H. N. (1970): Fossil hunters, in search of ancient plants. – Cornell University Press, Ithaca, London, 421 pp. (palaobot.)
- Bratranek, F. T. (1866): Briefwechsel zwischen Goethe und Kaspar Graf von Sternberg (1820–1832). – Wilhelm Braumüller, Wien, 306 pp. (biogr.)
- Burdová, P. (1992): The significance of Kašpar Šternberk for the mineralogical collection of the National Museum and for Czech mining. – Časopis Národního muzea v Praze, řada přírodovědná, 158(1-4): 6–8. (coal-mining) (in Czech)
- Cleal, C. J., Fraser, H. E., Lazarus, M. (2012): Sternberg's missing fossil paintings. – The Linnean, 28(2): 37–45. (palaobot.)
- Cleal, J. C., Lazarus, M., Townsend, A. (2005): Illustrations and illustrators during the 'Golden Age' of palaeobotany: 1800–1840. – In: Bowden, A. J., Burek, C. V., Wilding, R. (eds), History of palaeobotany: selected essays, Geological Society of London, vol. 241, London, pp. 41–61.
- Hanuš, J. (1923): Národní muzeum a naše obrození [National Museum and our enlightenment]. – Národní muzeum, Praha, 505 pp. (Sternberg and the National Museum, Prague). (in Czech)
- Haubelt, J. (1988): Kašpar M. Šternberk, přírodovědec a geolog [Kašpar M. Šternberk, naturalist and geologist]. – Ústřední ústav geologický, Praha, 86 pp. (biogr.) (in Czech)
- Haubelt, J. (1992): Kašpar Šternberk (1761–1838) a založení Národního muzea [Kašpar Šternberk (1761–1838) and founding of the National Museum]. – In: Přednášky z 32. běhu letní školy slovanských studií. Univerzita Karlova, Praha, pp. 127–136. (Sternberg and the National Museum, Prague) (in Czech)
- Helekal, W. (1909): Ausgewählte Werke des Grafen Kaspar von Sternberg. – J. G. Calve'sche k. und k. Hof- und Universitäts-Buchhandlung, Prag, 312 pp. (biogr.)
- Janko, J. (1992): Kašpar Šternberk, biologická teorie a biologická pospolitost [Kašpar Šternberk, biological theory and biological community]. – Časopis Národního muzea v Praze, řada přírodovědná, 158(1-4): 8–13. (biology, philosophy) (in Czech)
- Ježek, B. (1939): Šternberk jako historiograf českého hornictví [Šternberk as a historiographer of Czech mining industry]. – Časopis Národního muzea, oddíl přírodovědný, 113: 22–34. (coal-mining) (in Czech)
- Klásterský, I. (1939): Kašpar Šternberk jako zakladatel botanického oddělení Národního muzea [Kašpar Šternberk as a founder of the National Museum's botanical department]. – Časopis Národního muzea, oddíl přírodovědný, 113: 34–39. (botany in the National Museum, Prague) (in Czech)
- Knobloch, E. (1989): Grosse Paläontologen, Kaspar Sternberg 1761–1838. – Fossilien, 6(6): 282–284. (palaobot.)
- Knobloch, E. (1992): Kašpar Šternberk – zakladatel české paleobotaniky [Kašpar Šternberk – the founder of Czech palaeobotany]. – Časopis Národního muzea v Praze, řada přírodovědná, 158(1-4): 13–16. (palaobot.) (in Czech)
- Koliha, J. (1926): Počátky vědecké paleozoologie v Čechách [The dawn of scientific palaeozoology in Bohemia]. – Časopis Národního muzea, oddíl přírodovědný, 100: 13–25. (zoopalaeont.) (in Czech)
- Kutnar, F. (1956): Návrh Kašpara Šternberka na zlepšení hornictví v Čechách [Proposal of Kašpar Šternberk for improvement of the mining industry in Bohemia]. – Zápisky katedry československých dějin a archivního studia, 2: 42–45. (coal-mining) (in Czech)
- Kvaček, J. (2000): Kašpar M. hrabě Sternberg a jeho styky s anglickým paleontologem Williamem Bucklandem [Kašpar M. Count Sternberg and his relations with the English palaeontologist William Buckland]. – Muzejní a vlastivědná práce/Časopis společnosti přátel starožitností, 108(2): 90–98. (palaobot.) (in Czech)
- Kvaček, J. (2008): Kašpar Maria hrabě Sternberg, šlechtic a přírodovědec [Kašpar Maria Count Sternberg, aristocrat and naturalist]. – Cour d'honneur, 4: 45–49. (biogr.) (in Czech)
- Kvaček, Z. (1999): Kašpar M. Sternberg spoluzakladatel vědecké paleobotaniky [Kašpar M. Sternberg, co-founder of scientific palaeobotany]. – Muzejní a vlastivědná práce/Časopis společnosti přátel starožitností, 107(3): 135–141. (palaobot.) (in Czech)
- Kvaček, Z., Kvaček, J. (1992): Šternberkovo dílo Flora der Vorwelt, jeho význam a stav dokladové sbírky [Šternberk's work Flora der Vorwelt, its importance and state of the documentary collection]. – Časopis Národního muzea v Praze, řada přírodovědná, 158(1-4): 31–42. (biogr., palaobot.) (in Czech)
- Kvaček, J., Pátová R. (eds) (1998): Kašpar M. hrabě Sternberg, přírodovědec a zakladatel Národního muzea [Kašpar M. hrabě Sternberg, naturalist and founder of the National Museum]. – Národní muzeum, Praha, 104 pp. (biogr.) (in Czech)
- Kvaček, J., Pátová R. (eds) (1998): Kaspar M. Graf von Sternberg Naturwissenschaftler und Begründer des Nationalmuseums. – Národní muzeum, Praha, 107 pp. (biogr.)
- Majer, J. (1988): Kašpar Šternberk a jeho doba [Kašpar Šternberk and his era]. – Komitét symposia Hornická Příbram ve vědě a technice, Příbram, 83 pp. (biogr.) (in Czech)
- Majer, J. (1988): Kašpar Šternberk [Kašpar Šternberk]. – Národní technické muzeum, Praha, 54 pp. (biogr.) (in Czech)
- Majer, J. (1997): Kašpar Šternberk [Kašpar Šternberk]. – Academia, Praha, 227 pp. (biogr.) (in Czech)
- Majer, J. (1999): K osobnosti Kašpara M. Sternberga (1761–1838) [On the personality of Kašpar M. Sternberg]. – Muzejní a vlastivědná práce/Časopis společnosti přátel starožitností, 107(3): 129–134. (biogr.) (in Czech)
- Nebeský, V. (1868): Dějiny Musea království českého [History of the Czech Roayl Museum]. – Antonín Renn, Praha, 208 pp. (Sternberg and the National Museum, Prague) (in Czech)

- Němejc, F. (1926): Rostlinná paleontologie v Čechách [Plant palaeontology in Bohemia]. – Časopis Národního muzea, oddíl přírodovědný, 100: 25–43. (palaeobot.) (in Czech)
- Němejc, F. (1939): Základní myšlenky a význam práce Kašpara hraběte Šternberka v české paleobotanice [Fundamental ideas and importance of the work by Kašpar Count Šternberk in Czech palaeobotany]. – Časopis Národního muzea, oddíl přírodovědný, 1/3: 22–28. (palaeobot.) (in Czech)
- Němejc, F. (1960): Úvod do starší paleobotanické literatury [Introduction to older palaeobotanical literature]. – Československá akademie věd, Sekce geologicko-petrografická, Praha, 139 pp. (palaeobot.) (in Czech)
- Obrhel, J. (1981): Vznik a vývoj paleobotaniky v Čechách (od nejranějších počátků do roku 1870) [Origins and development of palaeobotany in Bohemia (from its beginning to 1870)]. – Acta Universitatis Carolinae, Geologica, 1980(1-2): 107–134. (palaeobot.) (in Czech)
- Obrhel, J. (1992): Přátelé, spolupracovníci a odpůrci Kašpara hraběte Šternberka [Colleagues, collaborators and opponents of Kašpar Count Šternberk]. – Časopis Národního muzea v Praze, řada přírodovědná, 158(1-4): 16–24. (biogr.) (in Czech)
- Palacký, F. (1868): Leben des Grafen Kaspar Sternberg, von ihm selbst beschrieben, nebst einem akademischen Vortrag über den Grafen Kaspar und Franz Sternberg “Leben und Wirken für Wissenschaft und Kunst”, zur fünfzigjährigen Feier der Gründung des Böhmisches Museums. – Friedrich Tempsky, Prag, 242 pp. (biogr.)
- Prantl, F. (1961): Kašpar Šternberk a Národní muzeum [Kašpar Šternberk and the National Museum]. – Časopis Národního muzea, oddíl přírodovědný, 130(1): 1–3. (Sternberg and the National Museum, Prague) (in Czech)
- Prokop, R. (1992): Kašpar Šternberk a výzkum českého staršího paleozoika [Kašpar Šternberk and exploration of the Czech Late Palaeozoic]. – Časopis Národního muzea v Praze, řada přírodovědná, 158(1-4): 24–27. (zoopalaeont.) (in Czech)
- Renger, F. (1863): O vývinu paleontologie, jmenovitě paleontologie botanické [On the development of palaeontology, with particular focus on palaeobotany]. – Živa, 11: 322–328. (palaeobot.) (in Czech)
- Schweizer, C. (2004): Johann Wolfgang von Goethe und Kaspar Maria von Sternberg Naturforscher und Gleichgesinnte. – LIT Verlag, Münster, 432 pp. (biogr.)
- Schweizer, C. (2004): Ros' und Lilie soll erlangen/Den erhabenen Freund zu grüßen. Kaspar Maria Graf von Sternberg und der Weimarer Hof. – Jahrbuch der Österreichischen Goethe-Gesellschaft, 106/107: 61–79. (biogr.)
- Schweizer, C. (2006): The Bohemian National Museum and its scientific collaborations in the early nineteenth century. – Journal of the History of Collections, 18(2): 187–199. (biogr.)
- Schweizer, C. (2010): Sternberg Kaspar (Maria) Gf. von. – In: Österreichisches Biographisches Lexikon 1815–1950 (ÖBL), Band 13. Verlag der Österreichischen Akademie der Wissenschaften, Wien, pp. 235–236. (biogr.)
- Sauer, A. (1902): Ausgewählte Werke des Grafen Kaspar von Sternberg. I. – Bibliothek deutscher Schriftsteller aus Böhmen, Band 13, J. G. Calve'sche k. und k. Hof- Und Universitäts-Buchhandlung, Prag, 434 pp. (biogr.)
- Skočdoplová, B. (1992): Kašpar Šternberk – zakladatel botanických sbírek Národního muzea [Kašpar Šternberk – founder of the National Museum's botanical collections]. – Časopis Národního muzea v Praze, řada přírodovědná, 158(1-4): 27–29. (bot.) (in Czech)
- Stafleu, F. A., Cowan, R. S. (1985): Taxonomic literature: a selective guide to botanical publications and collections with dates, commentaries and types, vol. 5 (Authors Sal–Ste). – Regnum Vegetabile v. 112, Bohn, Scheltema and Holkema, Utrecht/Antwerpen, 1066 pp. (list of publications)
- Tywniak, J. (1993): K spolupráci Kašpara Šternberka s německými přírodovědci [On the collaboration of Kašpar Šternberk with German naturalists]. – Minulostí západočeského kraje, 29: 191–243. (cooperation with B. and H. Cotta, Germar and Göppert). (in Czech)
- Vinikláš, L. (ed.) (1929): Vývoj české přírodovědy. Jubilejní sborník na paměť 60letého trvání přírodovědeckého klubu v Praze [Development of Czech natural history. Jubilee proceedings to commemorate 60 years of the Natural History Club in Prague]. – Přírodovědecký klub, Praha, 187 pp. (in Czech)
- Weitenweber, W. R. (1852): Biographische Skizzen böhmischer Naturforscher, 6. Caspar Graf von Sternberg. – Lotos, Zeitschrift für Natur-Wissenschaften, (1852)(9): 187–191. (biogr.)
- Weitenweber, W. R. (1853): Nástiny životopisů českých přírodoskumců, III. Kašpar hrabě Šternberg [Outline of bibliographies of Czech naturalists, III. Kašpar Count Šternberg]. – Živa, časopis přírodnický, 1(6): 185–188, (7): 218–221. (biogr.) (in Czech)
- Weitenweber, W. R. (1853): Nástiny životopisů českých přírodoskumců, III. Dodatek k životu Kašpara hraběte Šternberka [Outline of bibliographies of Czech naturalists, III. Addendum to life of Kašpar Count Šternberg]. – Živa, časopis přírodnický, 1(9): 282–286. (complete list of publications, eponyms) (in Czech)
- Zázvorka, V. (1939): Kašpar Maria hrabě Sternberk, jeho život a význam [Kašpar Maria Count Šternberk, his life and significance]. – Časopis Národního muzea, oddíl přírodovědný, 113(1): 1–22. (biogr.) (in Czech)



## References

- Agardh, C. A. (1820): *Species Algarum rite cognitae, cum synonymis, differentiis specificis et descriptionibus succinctis*, vol I, 1. – Officina Berlingiana, Lund, pp. 1–168.  
<https://doi.org/10.5962/bhl.title.45326>
- Agardh, C. A. (1822): *Species Algarum rite cognitae, cum synonymis, differentiis specificis et descriptionibus succinctis*, vol I, 2. – Officina Berlingiana, Lund, pp. 169–398.  
<https://doi.org/10.5962/bhl.title.45326>
- Agardh, C. A. (1823): *Species Algarum rite cognitae, cum synonymis, differentiis specificis et descriptionibus succinctis*, vol I, 3. – Officina Berlingiana, Lund, pp. 399–531.
- Agardh, C. A. (1824): *Systema algarum*. – Berling, Lund, 312 pp.
- Agardh, C. A. (1828): *Species Algarum rite cognitae, cum synonymis, differentiis specificis et descriptionibus succinctis*, vol II, 1. – Officina Berlingiana, Lund, pp. 1–189.
- Aiton, W. (1789): *Hortus kewensis; or, a catalogue of the plants cultivated in The Royal botanic garden at Kew*. – George Nicol, London, 496 pp.  
<https://doi.org/10.5962/bhl.title.116053>
- d’Alessandro, A., Bromley, R. G. (1987). Meniscate trace fossils and the *Muensteria-Teenidium* problem. – *Palaeontology*, 30: 743–763.
- Álvarez-Vázquez, C., Bek, J., Knight, J. A., Wagner, R. H. (2018): Revision and significance of the Moscovian (Middle Pennsylvanian) arborescent lycopsid *Bergeria dilatata* (LINDLEY et HUTTON). – *Spanish Journal of Palaeontology*, 33(1): 5–40.  
<https://doi.org/10.7203/sjp.33.1.13240>
- Álvarez-Vázquez, C., Wagner, R. H. (2014): Lycopsida from the lower Moscovian (Middle Pennsylvanian) of the Maritime Provinces, Canada. – *Atlantic Geology*, 50: 167–232.  
<https://doi.org/10.4138/atlgeol.2014.011>
- Álvarez-Vázquez, C., Wagner, R. H. (2017): A revision of *Annularia* and *Asterophyllites* species from the lower Moscovian (Middle Pennsylvanian) of the Maritime Provinces of Canada. – *Atlantic Geology*, 53: 17–62.  
<https://doi.org/10.4138/atlgeol.2017.002>
- Andrae, C. J. (1850): *Verzeichniss der in dem Steinkohlengebirge bei Wettin und Löbegün vorkommenden Pflanzen*. – *Jahresberichte der naturwissenschaftlichen Vereines in Halle*: 1–118.
- Andrews, H. N. (1955): Index of generic names of fossil plants, 1820–1950. – *Geological Survey Bulletin*, 1013: 1–262.
- Andrews, H. N. (1970): *Fossil hunters in search of ancient plants*. – Cornell University Press, Ithaca, London, 421 pp.
- Andrews, H. N. (1970): Index of generic names of fossil plants, 1820–1965. – *Geological Survey Bulletin*, 1300: 1–354.
- Antevs, E. (1919): *Die liassische Flora des Hörsandsteins*. – *Kungliga svenska Vetenskapsakademiens Handlingar*, 59(8): 1–71.  
<https://doi.org/10.1080/11035891909443882>
- Arber, E. A. N. (1914): A revision of the seed impressions of the British Coal Measures. – *Annals of Botany*, 28: 81–108.  
<https://doi.org/10.1093/oxfordjournals.aob.a089498>
- Artis, E. T. (1825): *Antediluvian phytology, illustrated by a collection of the fossil remains of plants, peculiar to the coal formations of Great Britain*. – J. Cumberland et al., London, 24 pp.  
<https://doi.org/10.5962/bhl.title.119718>
- Baker, J. G. (1897): *Diagnoses Africanæ*. – *Kew Bulletin*, 299: 128–129.  
<https://doi.org/10.2307/4114938>
- Ballenstedt, J. G. J. (1821): *Die Petrefactenkunde auf ihrem jetzigem Standpunkte durch die Beschreibung seiner Sammlung versteinerner und fossiler Überreste des Thier- und Pflanzenreichs der Vorwelt erläutert von E. F. Baron von Schlotheim, Herz. Sächs. Goth. Geh. R. und Kammer-Präs., d. K. Baiers C. Ak. d. Wiss. zu München u. s. w. Mitglieder. Mit 15 Kupfertafeln (in einem abgeforderten Hefte in gr. 4.)* Gotha 1820. 432 S. in 8. – *Archiv für die neuesten Entdeckungen aus der Urwelt*, 3: 158–176.
- Barthel, M. (1968): “*Pecopteris*” *feminaeformis* (SCHLOTHEIM) STERZEL und “*Araucarites*” *spiciformis* ANDRAE in GERMAR. – *Coenopterideen des Stephans und Unteren Perms*. – *Paläontologische Abhandlungen B*, 2(4): 727–742.
- Barthel, M. (1975): Neue Erkenntnisse und Fragen über Farne des Oberkarbons und des Unteren Perms. – *Wissenschaftliche Zeitschrift der Humboldt-Universität zu Berlin, Mathematisch-naturwissenschaftliche Reihe*, 24(4): 461–473.
- Barthel, M. (1976): *Die Rotliegendflora Sachsens*. – *Abhandlungen des staatlichen Museums für Mineralogie und Geologie zu Dresden*, 24: 1–190.
- Barthel, M. (1980a): Calamiten aus dem Oberkarbon und Rotliegenden des Thüringer Waldes. – *100. Jahre Arboretum (1879–1979)*, pp. 237–258.
- Barthel, M. (1980b): *Pecopteris*-Arten E. F. von Schlotheims aus Typuslokalitäten in der DDR. – *Schriftenreihe für Geologische Wissenschaften*, 16: 275–304.
- Barthel, M. (1982): *Die Pflanzenwelt*. – In: Hauboldt, H. (ed.), *Die Lebewelt des Rotliegenden*. Die Neue Brehm-Bücherei, A. Zeimsen Verlag, Wittenberg Lutherstadt, 63–131.
- Barthel, M. (2000): *Annularia stellata* oder *Annularia spinulosa*? – *Veröffentlichungen Naturkundemuseum Erfurt*, 19: 37–42.

- Batenburg, L. H. (1977): The *Sphenophyllum* species in the Carboniferous flora of Holz (Westphalian D, Saar Basin, Germany). – Review of Palaeobotany and Palynology, 24: 69–99.  
[https://doi.org/10.1016/0034-6667\(77\)90005-7](https://doi.org/10.1016/0034-6667(77)90005-7)
- Bek, J., Pšenička, J. (2001): *Senftenbergia plumosa* (ARTIS) emend. and its spores from the Carboniferous of the Kladno and Pilsen Basins, Bohemian Massif, and some related and synonymous taxa. – Review of Palaeobotany and Palynology, 116 (3): 213–232.  
[https://doi.org/10.1016/S0034-6667\(01\)00091-4](https://doi.org/10.1016/S0034-6667(01)00091-4)
- Bell, W. A. (1938): Fossil flora of Sydney Coalfield, Nova Scotia. – Memoirs of the Geological Survey of Canada, Department of mines and resources, 215: 1–334.  
<https://doi.org/10.4095/101646>
- Bell, W. A. (1944): Carboniferous rocks and fossil floras of Northern Nova Scotia. – Memoirs of the Geological Survey of Canada, Department of mines and resources, 238: 1–277.  
<https://doi.org/10.4095/119859>
- Berger, H. A. C. (1832): Die Versteinerungen der Fische und Pflanzen im Sandsteine der Coburger Gegend. – Quarto, Coburg, 29 pp.
- Berkeley, M. J. (1881): Australian fungi, vol. II. – Journal of the Linnean Society, Botany, 18: 383–389.  
<https://doi.org/10.1111/j.1095-8339.1881.tb01261.x>
- Berry, E. W. (1906): Living and fossil species of *Comptonia*. – American Naturalist, 40(475): 485–520.  
<https://doi.org/10.1086/278644>
- Bischoff, G. W. (1828): Die kryptogamischen Gewächse mit besonderer Berücksichtigung der Flora Deutschlands und der Schweiz. – J. L. Schrag, Nürnberg, 131 pp.
- Black, M. (1929): Drifted plant-beds of the Upper Estuarine Series Nord-Afghanistans. – Quarterly Journal of the Geological Society of London, 85: 386–437.  
<https://doi.org/10.1144/GSL.JGS.1929.085.01-04.13>
- Boersma, M. (1972): The heterogeneity of the form genus *Mariopteris* ZEILLER. – Atlas, 172 pp.
- Bornemann, J. G. (1856): Über organische Reste der Lettenkohlegruppe Thüringens. Ein Beitrag zur Fauna und Flora dieser Formation. – Verlag Wilhelm Engelmann, Leipzig, 85 pp.
- Bory de St. Vincent, J. B. G. M. (1804): Voyage dans les quatre principales îles des mers d’Afrique, fait par ordre du gouvernement, pendant les années neuf et dix de la République (1801 et 1802), avec l’histoire de la traversée du Capitaine Baudin jusqu’au Port Louis de l’île Maurice, vol. I. – F. Buisson, Paris, 408 pp.
- Bosma, H. F., Kunzmann, L., Kvaček, J., van Konijnenburg-van Cittert, J. H. A. (2012): Revision of the genus *Cunninghamites* (fossil conifers), with special reference to nomenclature, taxonomy and geological age. – Review of Palaeobotany and Palynology, 182: 20–31.  
<https://doi.org/10.1016/j.revpalbo.2012.06.004>
- Botka, D., Magyar, I., Csoma, V., Tóth, E., Šujan, M., Ruzsáczay-Rüdiger, Z., Chyba, A., Braucher, R., Sant, K., Čorić, S., Baranyi, V., Bakrač, K., Krizmanić, K., Bartha, I. R., Szabó, M., Silye, L. (2019): Integrated stratigraphy of the Gușterița clay pit: a key section for the early Pannonian (late Miocene) of the Transylvanian Basin (Romania). – Austrian Journal of Earth Sciences, 112(2): 221–247.  
<https://doi.org/10.17738/ajes.2019.0013>
- Boulay, N. (1899): Flore fossile de Gergovie. – Annales de la Société Scientifique de Bruxelles, 23(2): 55–132.
- Boureau, E. (1964): Traité de Paléobotanique, III, Sphenophyta, Noeggerathiophyta. – Masson et Cie, Paris, 544 pp.
- Bowden, A. J., Burek, C. V., Wilding, R. (2005): History of palaeobotany: selected essays. – Geological Society of London, vol. 241, London, 304 pp.  
<https://doi.org/10.1144/GSL.SP.2003.207.01.01>
- Braun, A. C. H. (1845): Die Tertiärflora von Öningen. – Neues Jahrbuch Mineralogie, 1845: 164–173.
- Braun, C. F. W. (1840): Verzeichniss der in der Kreis-Naturalien Sammlung zu Bayreuth befindlichen Petrefacten. – Leopold Voss, Leipzig, 118 pp.
- Braun, C. F. W. (1841): Beiträge zur Kenntnis fossiler Gewächse. – Flora, 24(1): 33–38.
- Braun, C. F. W. (1843): Beiträge zur Urgeschichte der Pflanzen, Heft 1 (Programm zum Jahresbericht der k. Kreis- Landwirthschafts- und Gewerbschule zu Bayreuth). – F. C. Birner, Bayreuth, 17 pp.
- Bridel, S. E. (1812): Muscologia recentiorum seu analysis, et descriptio methodica omnium muscorum frondosorum hucusque cognitorum ad normam Hedwigii, Supplement 2. – C. G. Ettinger, Gotha, 257 pp.
- Brongniart, A. T. (1822a): Sur la classification et la distribution des végétaux fossiles en général, et sur ceux des terrains de sédiment supérieur en particulier. Introduction, Chapitre I. – Mémoires du Muséum d’Histoire Naturelle, 8(3): 203–240.
- Brongniart, A. T. (1822b): Sur la classification et la distribution des végétaux fossiles en général, et sur ceux des terrains de sédiment supérieur en particulier. – A. Belin, Paris, 91 pp., 6 pls.
- Brongniart, A. T. (1822c): Description des végétaux fossiles du terrain de sédiment supérieur, cités dans la description géologique du bassin de Paris. – In: Cuvier G. (ed.), Recherches sur les ossemens fossiles: où l’on rétablit les caractères de plusieurs animaux dont les révolutions du globe ont détruit les espèces, vol. III. Nouvelle édition, entièrement refondue, et considérablement augmentée. G. Dufour et E. d’Ocagne, Paris and Amsterdam, pp. 353–369.

- Brongniart, A. T. (1822d): Sur la classification et la distribution des végétaux fossiles en général, et sur ceux des terrains de sédiment supérieur en particulier. – Bulletin des Sciences, par la Société Philomatique de Paris, (1822)(Février): 25–28.
- Brongniart, A. T. (1823a): Observations sur les *Fucoides*, et sur quelques autres plantes marines fossiles. – Mémoires de la Société d'Histoire Naturelle de Paris, 1: 301–320.
- Brongniart, A. T. (1823b): Énumération des végétaux fossiles qui se trouvent dans la formation des lignites soissonnois. – In: Cuvier F. (ed.), Dictionnaire des sciences naturelles, dans lequel on traite méthodiquement des différens êtres de la nature, considérés soit en eux-mêmes, d'après l'état actuel de nos connoissances, soit relativement à l'utilité qu'en peuvent retirer la médecine, l'agriculture, le commerce et les arts. Suivi d'une biographie des plus célèbres naturalistes, ed. 2. Vol. 26. F. G. Levrault, Strasbourg and Paris, pp. 358–359.
- Brongniart, A. T. (1824): Observations sur les végétaux fossiles renfermés dans les Grés de Hoer en Scanie. – Annales des Sciences Natureles, 4: 200–219, Atlas (1825).
- Brongniart, A. T. (1828a): Prodrome d'une histoire des végétaux fossiles. – F. G. Levrault, Paris, 223 pp.  
<https://doi.org/10.5962/bhl.title.62840>
- Brongniart, A. T. (1828b): Observations sur les végétaux fossiles des terrains d'anhracite des Alpes. – Annales des Sciences Naturelles, 14: 127–136.
- Brongniart, A. T. (1828c): Essay d'une flore du grés bigarré. – Annales des Sciences Natureles, 15: 435–460.
- Brongniart, A. T. (1828d): Histoire des végétaux fossiles, ou recherches botaniques et géologiques sur les végétaux renfermés dans les diverses couches du globe, Vol. I, 1. – G. Dufour et Ed. d'Ocagne, Paris, pp. 1–80.  
<https://doi.org/10.5962/bhl.title.60992>
- Brongniart, A. T. (1828e): Histoire des végétaux fossiles, ou recherches botaniques et géologiques sur les végétaux renfermés dans les diverses couches du globe, Vol. I, 2. – G. Dufour et Ed. d'Ocagne, Paris, pp. 81–136.  
<https://doi.org/10.5962/bhl.title.60992>
- Brongniart, A. T. (1829): Histoire des végétaux fossiles, ou recherches botaniques et géologiques sur les végétaux renfermés dans les diverses couches du globe, Vol. I, 3. – G. Dufour et Ed. d'Ocagne, Paris, pp. 137–168.  
<https://doi.org/10.5962/bhl.title.60992>
- Brongniart, A. T. (1830): Histoire des végétaux fossiles, ou recherches botaniques et géologiques sur les végétaux renfermés dans les diverses couches du globe, Vol. I, 4. – G. Dufour et Ed. d'Ocagne, Paris, pp. 169–208.
- Brongniart, A. T. (1831a): Histoire des végétaux fossiles, ou recherches botaniques et géologiques sur les végétaux renfermés dans les diverses couches du globe, Vol. I, 5. – G. Dufour et Ed. d'Ocagne, Paris, pp. 209–248.
- Brongniart, A. T. (1831b): Histoire des végétaux fossiles, ou recherches botaniques et géologiques sur les végétaux renfermés dans les diverses couches du globe, Vol. I, 6. – G. Dufour et Ed. d'Ocagne, Paris, pp. 249–264.
- Brongniart, A. T. (1833a): Histoire des végétaux fossiles, ou recherches botaniques et géologiques sur les végétaux renfermés dans les diverses couches du globe, Vol. I, 7. – G. Dufour et Ed. d'Ocagne, Paris, pp. 265–288.
- Brongniart, A. T. (1833b): Notice sur une Conifere fossile du terrain in d'eau douce de l'île d'Iliodroma. – Annales des Sciences Natureles, 30: 168–175.
- Brongniart, A. T. (1834a): Histoire des végétaux fossiles, ou recherches botaniques et géologiques sur les végétaux renfermés dans les diverses couches du globe, Vol. I, 8. – G. Dufour et Ed. d'Ocagne, Paris, pp. 289–312.
- Brongniart, A. T. (1834b): Histoire des végétaux fossiles, ou recherches botaniques et géologiques sur les végétaux renfermés dans les diverses couches du globe, Vol. I, 9. – G. Dufour et Ed. d'Ocagne, Paris, pp. 313–336.
- Brongniart, A. T. (1836): Histoire des végétaux fossiles, ou recherches botaniques et géologiques sur les végétaux renfermés dans les diverses couches du globe, Vol. I, 10. – G. Dufour et Ed. d'Ocagne, Paris, pp. 337–368.
- Brongniart, A. T. (1837a): Histoire des végétaux fossiles, ou recherches botaniques et géologiques sur les végétaux renfermés dans les diverses couches du globe, Vol. I, 11. – G. Dufour et Ed. d'Ocagne, Paris, pp. 369–416.
- Brongniart, A. T. (1837b): Histoire des végétaux fossiles, ou recherches botaniques et géologiques sur les végétaux renfermés dans les diverses couches du globe, Vol. I, 12. – G. Dufour et Ed. d'Ocagne, Paris, pp. 417–488.
- Brongniart, A. T. (1839): Observations sur la structure intérieur du *Sigillaria elegans* compare à celle des *Lepidodendron* et des *Stigmaria* et à celle des végétaux vivants. – Archives du Museum d'Histoire Naturelle, Paris, 1: 405–561.
- Brongniart, A. T. (1843): Énumération des genres de plantes cultivés au Muséum d'histoire naturelle de Paris suivant l'orde établi dans l'école de botanique en 1843. – In: d'Orbigny, A. C. V. D. (ed.), Dictionnaire universel d'histoire naturelle. J. B. Bailliére, Paris, pp. 1–237.
- Brongniart, A. T. (1849): Végétaux fossils. – In: d'Orbigny, A. (ed.), Dictionnaire universel d'histoire naturelle (d'Orbigny A. ed.), Bureau principal des éditeurs, Paris, pp. 52–176.
- Bronn H. G. (1834): Lethaea geognostica oder Abbildungen und Beschreibungen der für die Gebirges-Formationen bezeichnendsten Versteinerungen, Erster Band, Lief. I. – F. Schweizerbart'sche Verlagshandlung und Druckerei, Stuttgart, pp. 1–96.  
<https://doi.org/10.5962/bhl.title.59080>
- Bronn H. G. (1838): Lethaea geognostica oder Abbildungen und Beschreibungen der für die Gebirges-Formationen bezeichnendsten Versteinerungen, Zweiter Band, Lief. IX–X. – F. F. Schweizerbart'sche Verlagshandlung und Druckerei, Stuttgart, pp. 769–1346.
- Bronn H. G. (1847): Handbuch einer Geschichte der Natur, Abtheilung 2, Lief. 80, Index Palaeontologicus: oder Übersicht der bis jetzt bekannten fossilen Organismen. – E. Schweizerbart, Stuttgart, pp. 321–384.  
<https://doi.org/10.5962/bhl.title.102095>

- Bronn, H. G. (1829): Jäger; über fossile Pflanze und Reptilien. – Heidelberg Jahrbücher der Literatur, 22(5-6): 72–82.
- Bronn, H. G. (1846): Handbuch einer Geschichte der Natur, Abtheilung 2, Lief. 15, Index Palaeontologicus: oder Übersicht der bis jetzt bekannten fossilen Organismen. – E. Schweizerbart, Stuttgart, pp. 1–128.
- Bronn, H. G. (1848a): Handbuch einer Geschichte der Natur, Abtheilung 2, Lief. 86–87, Index Palaeontologicus: oder Übersicht der bis jetzt bekannten fossilen Organismen. – E. Schweizerbart, Stuttgart, pp. 513–768.  
<https://doi.org/10.5962/bhl.title.102095>
- Bronn, H. G. (1848b): Handbuch einer Geschichte der Natur, Abtheilung 2, Lief. 88–91, Index Palaeontologicus: oder Übersicht der bis jetzt bekannten fossilen Organismen. – E. Schweizerbart, Stuttgart, pp. 769–1280.  
<https://doi.org/10.5962/bhl.title.102095>
- Brousmiche, C. (1983): Les Fougères sphénoptéridiennes du Bassin Houiller Sarro-Lorrain (Systématique-Stratigraphie). – Publication de la Société géologique du Nord, 10: 480 pp., Atlas 100 pls.
- Brown, R. (1810): Prodromus florae Novae Hollandiae et Insulae van-Diemen, exhibens characteres plantarum quas annis 1802–1805 per oras utriusque insulae collegit et descripsit Robertus Brown; insertis passim aliis speciebus auctori hucusque cognitis, seu evulgatis, seu ineditis praesertim Banksianis, in primo itinere navarchi Cook detectis. – J. Johnson et co. London, pp. 145–590 (pp. 1–144 never issued).  
<https://doi.org/10.5962/bhl.title.6720>
- Brown, R. W. (1929): Additions to the flora of the Green River Formation. – Professional Papers United States Geological Survey, 145: 279–292.  
<https://doi.org/10.3133/pp154J>
- Buckland, W. (1836): Geology and mineralogy considered with reference to natural theology vol. 1. – William Pickering, London, 599 pp.  
<https://doi.org/10.5962/bhl.title.125523>
- Bulliard, J. B. F. (1791): Histoire des champignons de la France. – Société Typographique, Paris, 368 pp.
- Bůžek, Č. (1971): Tertiary flora from the northern part of the Pětipsy Area (North-Bohemian Basin). – Rozpravy Ústředního ústavu geologického, 36: 1–118.
- Bůžek, Č., Holý, F., Kvaček, Z. (1968): On the typification of *Doliosobus*, an extinct coniferous genus. – Taxon, 17(5): 553–556.  
<https://doi.org/10.2307/1216064>
- Caspary, R. (1857): Les Nymphéacées fossiles. – Annales des Sciences Natureles, Botanique, 4(6): 199–222.
- Cavanilles, A. J. (1790): Nona dissertatio botanica, De *Banisteria*, Tripteride, Tetrapteride, *Molina* et *Flabellaria* 22 tabulis ornata. – Typographia regia, Madrid, pp. 417–436.
- Chaney, R. W. (1927): Geology and paleontology of the Crooked River Basin, with special reference to the Bridge Creek flora. – Carnegie Institution of Washington publication, 346: 45–138.
- Cleal, C. J. (2015): The generic taxonomy of Pennsylvanian age marattialean fern frond adpressions. – Palaeontographica, B, 292(1-3): 1–21.  
<https://doi.org/10.1127/palb/292/2015/1>
- Cleal, C. J., Rees, P. M. (2003): The Middle Jurassic flora from Stonesfield, Oxfordshire, UK. – Palaeontology, 46(4): 739–801.  
<https://doi.org/10.1111/1475-4983.00319>
- Cleal, C. J., Shute, C. H. (1989): Epidermal structure of some medullosan *Neuropteris* foliage from the middle and upper Carboniferous of Canada and Germany. – Palaeontology, 32(4): 837–882.
- Cleal, C. J., Shute, C. H. (1995): A synopsis of neuropterid foliage from the Carboniferous and Lower Permian of Europe. – Bulletin of the British Museum (Natural History), Geology, 51(1): 1–52.
- Cleal, C. J., Shute, C. H. (2003): Systematics of the Late Carboniferous medullosalean pteridosperm *Laveineopteris* and its associated *Cyclopteris* leaves. – Palaeontology, 46(2): 353–411.  
<https://doi.org/10.1111/1475-4983.00303>
- Cleal, C. J., Shute, C. H., Hilton, J., Carter, J. (2009): A revision of the Pennsylvanian-aged *Eremopteris*-bearing seed plant. – International Journal of Plant Sciences, 170(5): 666–698.  
<https://doi.org/10.1086/597799>
- Cleal, C. J., Shute, C. H., Zodrow, E. L. (1990): A revised taxonomy for Palaeozoic neuropterid foliage. – Taxon, 39(3): 486–529.  
<https://doi.org/10.2307/1223109>
- Cleal, C. J., Thomas, B. A. (2018): Nomenclatural status of the palaeobotanical “artificial taxa” established in Brongniart’s 1822 „Classification“ paper. – Fossil Imprint, 74(1-2): 9–28.  
<https://doi.org/10.2478/if-2018-0001>
- Cleal, C. J., Thomas, B. A., van Konijnenburg-van Cittert, J. H. A., Zijlstra, G. (2012): Proposal to change the authorship of *Calamites*, nom. cons. (fossil, Sphenopsida) and to delete *Calamitis*, nom. rej. – Taxon, 61(4): 884–885.  
<https://doi.org/10.1002/tax.614020>
- Clement-Westerhof, J. A. (1984): Aspects of Permian palaeobotany and palynology. IV. The conifer *Ortiseia* FLORIN from the Val Gardena Formation of the Dolomites and the Vicentinian Alps/Italy with special reference to a revised concept of the Walchiaceae (GÖPPER) SCHIMPER. – Review of Palaeobotany and Palynology, 41: 51–166.  
[https://doi.org/10.1016/0034-6667\(84\)90043-5](https://doi.org/10.1016/0034-6667(84)90043-5)

- Compter, G. (1874): Ein Beitrag zur fossilen Keuperflora. – Nova Acta Kaiserliche Leopold-Carolingischen Deutschen Akademie der Naturforscher, 37(10): 1–10.
- Copleland, E. B. (1938): Genera Hymenophyllacearum. – Philippine Journal of Science, 67(1): 1–110.
- Cordea, A. J. C. (1838): Skizzen zur Vergleichenden Phytotomie vor- und jetztweltlicher Pflanzen-Stämme. – In: Sternberg, K. (ed.), Versuch einer geognostisch-botanischen Darstellung der Flora der Vorwelt. vol. II, (7/8). Gottlieb Haase Söhne, Prag, pp. 1–71.
- Cordea, A. J. C. (1845): Beiträge zur Flora der Vorwelt. – J. C. Calve'sche Buchhandlung, Prag, 128 pp.  
<https://doi.org/10.5962/bhl.title.141710>
- Correia, P., Šimůnek, Z., Cleal, C. J., Domingos, R., Sa, A. A. (2019): On a new species of the calamitalean fossil-genus *Annularia* from the Douro Basin (lower Gzhelian; NW Portugal). – Historical Biology. [published online: 10 May 2019]  
<https://doi.org/10.1080/08912963.2019.1613391>
- Corsin, P. (1951): Flore fossile du Bassin Houiller de la Saare et de la Lorraine. Pécopteridées fascicule 4. – Études des Gites Minéraux de la France, L. Danel, Loos (Nord), pp. 176–370.
- Cotta, C. B. (1832): Die Dendrolithen in Beziehung auf ihren inneren Bau. – Arnoldische Buchhandlung, Dresden, Leipzig, 89 pp.
- Cotta, C. B. (1836): Über *Lepidendron punctatum* von Grossenhain. – Neues Jahrbuch für Mineralogie, Geognosie, Geologie und Petrefaktenkunde: 31–35.
- Crépin, F. (1880): Notes paléophytologiques I. – Bulletin de la Société Royale de Botanique de Belgique, 19(2): 22–29.  
<https://doi.org/10.1080/00378941.1875.10825569>
- Crookall, R. (1929): Coal measure plants. – Edward Arnold et comp., London, 80 pp.
- Crookall, R. (1938): The Kidston collection of fossil plants. – Memoirs of the Geological Survey of Great Britain, London, 34 pp.
- Crookall, R. (1955): Fossil plants of the Carboniferous rocks of Great Britain, II. – Memoirs of the Geological Survey of Great Britain, Palaeontology, 4(1): 1–84.
- Crookall, R. (1959): Fossil plants of the Carboniferous rocks of Great Britain, II. – Memoirs of the Geological Survey of Great Britain, Palaeontology, 4(2): 85–216.
- Crookall, R. (1964): Fossil plants of the Carboniferous rocks of Great Britain, II. – Memoirs of the Geological Survey of Great Britain, Palaeontology, 4(3): 217–354.
- Crookall, R. (1966): Fossil plants of the Carboniferous rocks of Great Britain, II. – Memoirs of the Geological Survey of Great Britain, Palaeontology, 4(4): 355–572.
- Crookall, R. (1969): Fossil plants of the Carboniferous rocks of Great Britain, II. – Memoirs of the Geological Survey of Great Britain, Palaeontology, 4(5): 573–792.
- Crookall, R. (1970): Fossil plants of the Carboniferous rocks of Great Britain, II. – Memoirs of the Geological Survey of Great Britain, Palaeontology, 4(6): 793–840.
- Crookall, R. (1976): Fossil plants of the Carboniferous rocks of Great Britain, II. – Memoirs of the Geological Survey of Great Britain, Palaeontology, 4(7): 841–1004.
- Cuvier, G. (1822): Recherches sur les ossements fossiles, vol. III. – G. Dufour et E. d'Ocagne, Paris, 412 pp., 80 pls.
- Csaki, C., Ulrichs, M. (1985): Typen und originale im Staatlichen Museum für Naturkunde Stuttgart – Paläobotanik. – Stuttgarter Beiträge zur Naturkunde Serie B (Geologie in Paläontologie), 114: 1–52.
- Daber, R. (1970): E. F. von Schlotheim und der Beginn der wissenschaftlichen Fragestellung in der Paläobotanik vor 150 Jahren. – Wissenschaftliche Zeitschrift der Humboldt-Universität zu Berlin, Mathematisch-Naturwissenschaftliche Reihe, 19(2-3): 249–255.
- Dalla Torre, K. W., Sarnthein, L. (1909): Flora der gefürsteten Grafschaft Tirol des Landes Vorarlberg und des Fürstenthumes Liechtenstein. – Verlag der Wagner'schen Universitäts-Buchhandlung, Innsbruck, 414 pp.
- Danzé, J. (1956): Les fougères Sphenopteridiennes du Bassin Houiller du Nord de la France. Contribution a l'Étude des Sphenopteris. – Imprimerie Douriez-Bataille, Lille, 568 pp.
- Danzé-Corsin, P. (1953): Contribution a l'étude des Mariopterides. Les *Mariopteris* du Nord de la France. – Études Géologique, Atlas Topographique Souterrain, Service Géologique H. B. N. P. C., 1(1), 269 pp.
- Dawson, J. W. (1866): On the conditions of the deposition of coal, more especially as illustrated by the coal-formation of Nova Scotia and New Brunswick. – Quarterly Journal of the Geological Society of London, 22: 95–169.  
<https://doi.org/10.1144/GSL.JGS.1866.022.01-02.12>
- De la Beche, H. T. (1822): Remarks on the Geology of the South Coast of England, from Bridport Harbour, Dorset, to Babbacombe Bay, Devon. – Transactions of the Geological Society of London, Ser. 2(1): 40–47.
- Domin, K. (1929): Pteridophyta. Soustavný přehled žijících i vyhynulých kaprad'orostů [Pteridophyta. Comprehensive overview of extant and extinct pteridophytes]. – Nová encyklopedie přírodních věd, Česká akademie věd a umění, Praha, 272 pp. (in Czech)
- Doweld, A. B. (2012): Proposal to conserve the name *Bucklandia* BRONGN. against *Bucklandia* STERNB. and *Conites* (fossil Gymnospermae, Cycadeoideopsida). – Taxon, 61(5): 1131–1132.  
<https://doi.org/10.1002/tax.615033>
- Doweld, A. B. (2013a): Proposals to conserve the names *Todites* against *Acrostichites* and *Germaria*, and *Pecopteris williamsonis* (*Todites williamsonis*) against *P. curtata*, *P. hastata*, and *P. recentior* (fossil Pteridophyta: Osmundopsida). – Taxon, 62(6):

- 1345–1346.  
<https://doi.org/10.12705/626.33>
- Doweld, A. B. (2013b): Proposals to conserve the names *Taeniopteris* with a conserved type and *T. vittata* with a conserved type (fossil Gymnospermae, Cycadeoideopsida). – *Taxon*, 62(6): 1348–1349.  
<https://doi.org/10.12705/626.35>
- Doweld, A. B. (2013c): Proposal to conserve the name *Psaronius* against *Scitaminites* (fossil Pteridophyta: Marattiopsida). – *Taxon*, 62(6): 1342.  
<https://doi.org/10.12705/626.31>
- Doweld, A. B. (2013d): Proposal to conserve the name *Coniopteris* against *Polystichites* (fossil Pteridophyta, Protodicksoniales). – *Taxon*, 62(4): 840.  
<https://doi.org/10.12705/624.21>
- Doweld, A. B. (2013e): Proposals to conserve the names *Equisetites* against *Oncylogonatum* with a conserved type and *Equisetum columnare* (*Equisetites columnare*) against *Oncylogonatum carbonarium* with a conserved type (fossil Equisetopsida). – *Taxon*, 62(4): 837–839.  
<https://doi.org/10.12705/624.19>
- Doweld, A. B. (2013f): Proposal to conserve the name *Lepidophloios* against *Yuccites* (fossil Lycopodiophyta, Lepidodendropsida). – *Taxon*, 62(4): 839–840. <https://doi.org/10.12705/624.20>
- Doweld, A. B. (2014a): Proposal to conserve the name *Sphenopteris princeps* (*Todites princeps*) against *Alethopteris imbricata*, *Pecopteris athyroides*, and *Germaria elymiformis* (fossil Pteridophyta, Osmundopsida). – *Taxon*, 63(1): 198–199.  
<https://doi.org/10.12705/631.28>
- Doweld, A. B. (2014b): Proposal to conserve the name *Asterocalamites* against *Archaeocalamites* and *Stigmatocanna* (fossil Equisetophyta: Asterocalamitopsida). – *Taxon*, 63(2): 442–444.  
<https://doi.org/10.12705/632.39>
- Doweld, A. B. (2017): On the nomenclature of fossil *Aspleniopteris*, *Carpinicarpus*, *Comptonia*, *Comptoniophyllum*, and *Dryandrophyllum* (Myricaceae). – *Acta Palaeobotanica*, 57(2): 223–232.  
<https://doi.org/10.1515/acpa-2017-0009>
- Doweld, A. B. (2018a): Proposal to conserve the name *Camptopteris* with a conserved type (fossil Pteridophyta: Matoniopsida). – *Taxon*, 67(2): 453–455.  
<https://doi.org/10.12705/672.27>
- Doweld, A. (2018b): Proposal to conserve the name *Acitheca* against *Strephopteris* (fossil Pteridophyta: Marattiopsida). – *Taxon*, 67(1): 218.  
<https://doi.org/10.12705/671.28>
- Doyle, P., Shakides, E. V. (2004): Jurassic Belemnitae suborder Belemnitheutina. – *Palaeontology*, 47(4): 983–998.  
<https://doi.org/10.1111/j.0031-0239.2004.00395.x>
- Durante, M. V. (1971): O pozdnepermskoj flore Mongolii i juzhnoj granitse Angarskoj oblasti etogo vremena [On the Late Permian flora of Mongolia and southern boundary of Angara region of the same age]. – *Paleontologicheskii Zhurnal* 1971(4): 101–112. (In Russian)
- Endlicher, S. L. (1836): *Genera plantarum secundum ordines naturales disposita*, vol. 1, 2. – Friedric Beck, Wien, pp. 1–160.  
<https://doi.org/10.5962/bhl.title.118772>
- Endlicher, S. L. (1837): *Genera plantarum secundum ordines naturales disposita*, vol. 3–5. – Friedric Beck, Wien, pp. 161–400.  
<https://doi.org/10.5962/bhl.title.728>
- Endlicher, S. L. (1840): *Genera plantarum secundum ordines naturales disposita*, vol. 13–17. – Friedric Beck, Wien, pp. 961–1360.
- Endlicher, S. L. (1841): *Genera plantarum secundum ordines naturales disposita*, part 18. – Friedric Beck, Wien, pp. 1360–1483.
- Endlicher, S. L. (1842): *Mantissa botanica sistens genera plantarum supplementum secundum (supplementum II. to Genera plantarum secundum ordines naturales disposita)*. – Friedric Beck, Wien, 114 pp.
- Endlicher, S. L. (1847): *Synopsis coniferarum*. Scheitlin et Zollikofer. – Scheitlin & Zollikofer, Sankt-Gallen, 368 pp.  
<https://doi.org/10.5962/bhl.title.127447>
- Engelhardt, H. (1877): Über die fossilen Pflanzen des Süßwassersandsteins von Tschernowitz. – *Nova Acta Academia Caesareo-Leopoldino-Carolinae Naturae Curiosum*, 39: 359–394.
- Engelhardt, H. (1891): Ueber Tertiärpflanzen von Chile. – *Abhandlungen [herausgegeben von] der Senckenbergischen Naturforschenden Gesellschaft*, 16(4): 1–14 [629–692].
- Engelhardt, H. (1892): Ueber Kreidepflanzen von Niederschöna. – *Sitzungsberichte und Abhandlungen der Naturwissenschaftlichen Gessellschaft ISIS in Dresden (1891 Juli bis December)*: 79–105.
- Ettingshausen, C. F. (1851a): Beiträge zur Flora der Vorwelt IV. – *Naturwissenschaftliche Abhandlungen*, W. Haidinger (ed.), Abth. 1, pp. 65–99.
- Ettingshausen, C. F. (1852a): Begründung einiger neuen oder nicht genau bekannten Arten der Lias – und der Oolithflora. – *Abhandlungen der Kaiserlich-königlichen geologischen Reichsanstalt*, Abt. 3, 1(3): 1–10.
- Ettingshausen, C. F. (1852b): Die Steinkohlenflora von Stradonitz in Böhmen. – *Abhandlungen der Kaiserlich-königlichen geologischen Reichsanstalt*, Abt. 3, 1(4): 1–18.
- Ettingshausen, C. F. (1853): Die tertiäre Flora von Häring in Tirol. – *Abhandlungen der Kaiserlich-königlichen geologischen Reichsanstalt*, Abt. 3, 2(2): 1–118.

- Ettingshausen, C. F. (1854): Die Steinkohlenflora von Radnitz in Böhmen. – Abhandlungen der Kaiserlich-königlichen geologischen Reichsanstalt, Abt. 3, 2(3): 1–74.
- Ettingshausen, C. F. (1865): Die Farnkräuter der Jetztwelt: Zur Untersuchung und Bestimmung, der in den Formationen der Erdrinde eingeschlossenen Überreste von vorweltlichen Arten ... nach dem Flächen-Skelet. – Verlag von Carl Gerold's Son, Wien, 298 pp.  
<https://doi.org/10.5962/bhl.title.69309>
- Ettingshausen, C. F. (1867): Die Kreideflora von Niederschona in Sachsen, ein Beitrag zur Kenntnis der ältesten Dicotyledonengewächse. – Sitzungsberichte der Kaiserlichen Akademie der Wissenschaften, Mathematisch-Naturwissenschaftliche Classe, 55: 235–264.
- Ettingshausen, C. F. (1868): Die fossile Flora des Tertiär-Beckens von Bilin II., Enthaltend die Thymelaeen und Gamopetalen. – Denkschriften der Kaiserlichen Akademie der Wissenschaften Wien, Mathematisch-Naturwissenschaftliche Klasse, 28: 191–242.
- Ettingshausen, C. F. (1851a): Beiträge zur Flora der Vorwelt vol. IV. – Naturwissenschaftliche Abhandlungen, 4 (1. Abth.): 65–100.
- Ettingshausen, C. F. (1851b): Die Proteaceae der Vorwelt. – Sitzungberichte der Kaiserlichen Akademie der Wissenschaften. Mathematisch-Naturwissenschaftliche Classe, 7(4): 711–745.
- Feistmantel, K. (1869): Die Steinkohlen-Becken in der Umgebung von Radnic. – Archiv für die naturwissenschaftliche Landesdurchforschung von Böhmen, 2(1): 1–120.
- Feistmantel, O. (1872): Ueber Fruchtsäden fossiler Pflanzen aus der böhmischen Steinkohlenformation, I. Hälfte: Equisetaceae und Filices. – Abhandlungen der Königlich Böhmisches Gesellschaft der Wissenschaften, 6(5): 1–55.
- Feistmantel, O. (1876): Die Versteinerungen der böhmischen Kohlenablagerungen. – Palaeontographica, 23(7): 223–262.
- Fischer, F. (1904): Zur Nomenclatur von *Lepidodendron* und zur Artkritik dieser Gattung. – Abhandlungen der Königlich Preussischen Geologischen Landesanstalt, Neue Folge, 39: 1–80.
- von Fischer-Ooster, C. (1858): Die fossilen Fucoiden der Schweizer Alpen, nebst Erörterungen ueber deren geologisches Alter. – Huber, Bern, 77 pp.
- Florin, R. (1927): Preliminary descriptions of some Palaeozoic genera of coniferae. – Arkiv för Botanik, 21A(13): 1–7.
- Florin, R. (1933): Über *Nilssoniopteris glandulosa* n. sp., eine Bennettitaceae aus der Juraformation Bornholms. – Arkiv för Botanik, 25A(20): 1–19.
- Florin, R. (1934): Note on the nomenclature of Palaeozoic Conifers. – Svensk Botanisk Tidskrift, 28(4): 468–469.
- Florin, R. (1938): Die Koniferen des Oberkarbons und des Unteren Perms, I. – Palaeontographica, B, 85: 1–62.
- Fontaine, W., White, I. C. (1880): The Permian or Upper Carboniferous flora of West Virginia and S.W. Pennsylvania. – Second Geological Survey of Pennsylvania Report of Progress, pp. 1–143.  
<https://doi.org/10.5962/bhl.title.100048>
- Fontaine, W. M. (1889): The Potomac or younger Mesozoic flora. – Monographs of the United States Geological Survey, 15: 1–377.
- Frenquelli, J. (1947): El género *Cladophlebis* y sus representantes en la Argentina. – Anales del Museo de La Plata (N. S.), Paleontología, Secc. B., Paleobotánica, 2: 1–74.
- Frentzen, K. (1922): Die Keuperflora Badens. – Verhandlungen des Naturwissenschaftlichen Vereins Karlsruhe, 28: 1–76.
- Frojdová, J., Pšenička, J., Bek, J., Cleal, C. J. (2017): Revision of the Pennsylvanian fern *Boweria* KIDSTON and the establishment of the new genus *Kidstoniopteris*. – Review of Palaeobotany and Palynology, 236: 33–58.  
<https://doi.org/10.1016/j.revpalbo.2016.08.011>
- Fu, S. (1991): Funktion, Verhalten und Einteilung fucoider und lophoctenoider Lebensspuren. – Courier Forschungsinstitut Senckenberg, 135: 1–79.
- Fuchs, D., Hoffmann, R. (2017): Arm armature in belemnoid coleoids, part. M. – Treatise Online, 91(10): 84–100.
- Gardner, J. S. (1884): A monograph of the British Eocene Flora, 2: Gymnospermae. – Monograph of the Palaeontographical Society, London, 159 pp.
- Gaussen H. (1944): Les gymnospermes actuelles et fossiles. Chapitre II. Les Ptéridospermales. – Travaux du laboratoire forestier de Toulouse, Tome 2, études dendrologiques, 1(1–2): 1–40.
- Geinitz, H. B. (1843): Gaa von Sachsen oder physikalisch-geographische und geognostische Skizze für das Königreich Sachsen, das Großherzogthum Sachsen-Weimar-Eisenach, die Herzogthümer Sachsen-Altenburg, Sachsen-Coburg-Gotha, Sachsen-Meiningen, die Fürstlich Schwarzburgischen und Reußischen Lande, die Herzogthümer Anhalt-Dessau, Anhalt-Bernburg und Anhalt-Köthen, die Provinz Sachsen und die Preußische Lausitz. – Arnoldische Buchhandlung, Dresden and Leipzig, 226 pp.
- Geinitz, H. B. (1854): Darstellung der Flora des Hainichen-Ebersdorfer, und des Floehaer Kohlenbassins, im Vergleich zu der Flora des zwickauer Steinkohlengebirges. – Preisschriften, gekrönt und herausgegeben von der Fürstlich Jablonowski'schen Gesellschaft zu Leipzig, 5: 1–80.
- Geinitz, H. B. (1855): Die Versteinerungen der Steinkohlenformation in Sachsen. – W. Engelmann, Leipzig, 61 pp.  
<https://doi.org/10.5962/bhl.title.169050>
- Geinitz, H. B. (1858): Die Leitpflanzen des Rothliegenden und des Zechsteinbirges oder der permischen Formation in Sachsen. – Oster-programm der königlichen polytechnischen Schule zu Dresden, Dresden, 27 pp.
- Geinitz, H. B. (1862): Dyas oder die Zechsteinformation und das Rothliegende II, (Permische Formation zum Theil) – W. Engelmann, Leipzig, 342 pp.  
<https://doi.org/10.5962/bhl.title.44568>

- Germer, E. F., Kaulfuss, F. (1831): Über einige Merkwürdige Pflanzenabdrücke aus der Steinkohlenformation. – *Nova Acta physico-medica Academiae Caesareae Leopoldino-Carolinae, Naturae Curiosum*, 15(2): 217–230.
- Giebel, C. G. A. (1852): Deutschlands Petrefacten. Ein systematisches Verzeichniss aller in Deutschland und den angrenzenden Ländern vorkommenden Petrefacten nebst Angabe der Synonymen und Fundorte. – Ambrosius Abel, Leipzig, 706 pp.
- Gilkinet, A. (1909): Empreintes végétales du Couvinien. – *Annales de la Société géologique de Belgique*, 36: 20–22.
- Givulescu, R. (1975): *Monographia holotyporum florae fossilis e Romania descriptorum*. – Institut für Geologie und Geophysik, Memoiren, 22: 1–72.
- Gmelin, S. G. (1768): *Historia fucorum*. – *Academia scientiarum*, St. Petersburg, 239 pp.
- Goldfuss, A. (1826): *Petrefacta Germaniae tam ea, quae in museo universitatis regiae Borussicae Fridericiae Wilhelmae Rhenanae servantur quam alia quaecunque in musei Hoeninghusiano Muensteriano alisque*. Erste Theil. – Arnz & Comp., Düsseldorf, 252 pp.  
<https://doi.org/10.5962/bhl.title.115962>
- Golovneva, L. B. (1994): Maastricht-datskie flory Korjaskogo nagorja [Maastrichtian-Danian floras of Koryak Upland]. – *Trudy Botanicheskogo Instituta Rossijskoj Akademii Nauk*, 13: 1-145. (In Russian with English summary)
- Göppert, H. R. (1835): Mémoire sur les fougères fossils. – *L'Institut. Journal des sciences et des sociétés savantes en France et à l'étranger, 1ère Section, Science mathématiques, physiques et naturelles*, 3(116): 246.
- Göppert, H. R. (1836): Die fossilen Farrenkräuter (*Systema filicum fossilium*). – *Nova Acta Academia Caesare-Leopoldino-Carolinae Naturae Curiosum*, 17: 1–486.
- Göppert, H. R. (1841a): Die Gattungen der fossilen Pflanzen, verglichen mit denen der Jetztwelt, und durch Abbildungen, vol. 1. – Henry und Cohen, Bonn, pp. 1–30.
- Göppert, H. R. (1841b): Ueber die fossile Flora der Quadersandsteinformation in Schlesien, als erster Beitrag zur Flora der Tertiärgelände. – *Nova Acta Academia Caesare-Leopoldino-Carolinae Naturae Curiosum*, 19(2): 99–134.
- Göppert, H. R. (1842): Die Gattungen der fossilen Pflanzen, verglichen mit denen der Jetztwelt, und durch Abbildungen vol. 3/4. – Henry und Cohen, Bonn, pp. 37–84.
- Göppert, H. R. (1844): Über die fossilen Cykadeen überhaupt, mit Rücksicht auf die in Schlesien vorkommenden Arten. – Uebersicht der Arbeiten und Veränderungen der schlesischen Gesellschaft für väterländische Kultur im Jahre 1843: 114–144.
- Göppert, H. R. (1846): Die Gattungen der fossilen Pflanzen, verglichen mit denen der Jetztwelt, und durch Abbildungen, vol. 5/6. – Henry und Cohen, Bonn, pp. 85–120.
- Göppert, H. R. (1847): Ueber die fossile Flora der Grauwacke oder des Uebergangsgebirges, besonders in Schlesien. – Jahresbericht der Schlesischen Gesellschaft für Vaterländische Cultur, (1846): 178–184.
- Göppert, H. R. (1850): Monographie der fossilen Coniferen. – *Natuurkundige Verhandelingen van de Hollandsche Maatschappij der Wetenschappen te Haarlem*, 6: 1–286.
- Göppert, H. R. (1852): Fossile Flora des Übergangsgebirge. – *Novorum actuum Academiae Caesareae Leopoldino-Carolinae Naturae Curiosorum*, 14 Suppl.: 1–299.
- Göppert, H. R. (1855): Die tertiäre Flora von Schossnitz in Schlesien. – Heyn'sche Buchhandlung, Görlitz, 52 pp.
- Göppert, H. R. (1864): Die fossile Flora der Permischen Formation. – *Palaeontographica*, 12(2): 57–112.  
<https://doi.org/10.5962/bhl.title.83833>
- Gothan, W. (1913): Die Oberschleisische Steinkohlenflora, I. Färne und farnähnliche Gewächse (*Cycadofilices* bezw. *Pteridospermen*). – *Abhandlungen der Königlich Preussischen Geologischen Landesanstalt*, 75: 1–278.
- Gothan, W. (1914): Die unterliassische (rhätische) Flora der Umgegend von Nürnberg. – *Abhandlungen der Naturhistorischen Gesellschaft zu Nürnberg*, 19: 91–186.
- Gothan, W. (1920): Über einen interessanten *Pteridospermen*fund. – *Zeitschrift der Deutschen Geologischen Gesellschaft*, B, Monatsberichte, 71: 80.
- Gothan, W. (1941): Paläobotanische Mitteilungen 5–7. – *Paläontologische Zeitschrift*, 22: 424–438.  
<https://doi.org/10.1007/BF03042701>
- Gothan, W. (1953): Die Steinkohlenflora der westlichen paraliischen Steinkohlenreviere Deutschlands. – *Beihefte zum Geologischen Jahrbuch*, 10: 1–83.
- Gothan, W., Nagalhard, K. [vormals Nagel, K.] (1922): Kupferschieferpflanzen aus dem niederrheinischen Zechstein. – *Jahrbuch der Preussischen Geologischen Landesanstalt*, 42(1): 440–460.
- Gothan, W., Weyland, H. (1954): *Lehrbuch der Paläobotanik*. – Akademie Verlag, Berlin, 535 pp.
- Grand'Eury, F. C. (1877): Flore carbonifère du département de la Loire et du centre de la France. – *Mémoires présentés par divers savants à l'Académie des sciences*, 24: 1–624.
- Greguš, J., Kvaček, J. (2015): Revision of Cenomanian flora from the Maletín Sandstone. – *Sborník Národního muzea v Praze, řada B, Přírodní vědy [Acta Musei Nationalis Pragae, Series B, Historia Naturalis]*, 71(3-4): 315–364.  
<https://doi.org/10.14446/AMNP.2015.315>
- Greguš, J., Kvaček, J., Halamski, A. T. (2013): Revision of *Protopteris* and *Oncopteris* tree fern stem casts from the Late Cretaceous of Central Europe. – *Sborník Národního muzea v Praze, řada B, Přírodní vědy [Acta Musei Nationalis Pragae, Series B, Historia Naturalis]*, 69(1-2): 69–82.  
<https://doi.org/10.14446/AMNP.2013.069>
- Greuter, W. (ed.) (1994): *International code of botanical nomenclature (Tokyo Code)*. – *Regnum Vegetabile*, Koeltz Scientific Books, Königstein, 389 pp.



- Griffith, W. (1836): Description of the family of Hamamelidae, two species of *Podostemon* and one species of *Kaulfussia*. – Asiatic Research, 19: 94–112.
- Grisebach, A. H. R. (1862): Notes of *Coutoubea volubilis* MART., and some other Gentianaceae of Tropical America. – Journal of the Linnean Society, Botany 6: 140–146.  
<https://doi.org/10.1111/j.1095-8312.1862.tb01221.x>
- Grove, E., Sturt, G. (1887): On fossil marine diatomaceous deposit from Oamaru, Otago, New Zealand, Appendix. – Journal of the Quehett microscopical Club, Series 2(3): 131–148.
- Gutbier, A. (1835): Abdrücke und Versteinerungen des zwickauer Schwarzkohlengebirges und seiner Umgebungen. – Richter'schen Buchhandlung, Zwickau, 80 pp.  
<https://doi.org/10.5962/bhl.title.152878>
- Gutbier, A. (1837): Über die gegenseitige sehr gesonderte Lagerung und die gänzlich von einander abweichenden Pflanzenabdrücke des Rothliegenden und der Kohlen-Formation in der Gegend von Zwickau. – Isis von Oken: 435–436.
- Hall, J. (1843): Geology of New York, Survey of the Fourth Geological District, vol. 4. – Carroll & Cook, printers to the Assembly, Albany, 683 pp.
- Hall, J. (1845): Descriptions of organic remains collected by Captain J. C. Frémont, in the geographical survey of Oregon and North California. – In: Fremont, J. C. (ed.), A report of the exploring expedition to Oregon and North California in the years 1843–44. US 28<sup>th</sup> Cong. 2<sup>nd</sup> sess., pp. 304–310.
- Halle, T. G. (1908): Zur Kenntnis der mesozoischen Equisetales Schwedens. – Kungliga Svenska Vetenskapsakademiens Handlingar, 43(1): 1–56.
- Halle, T. G. (1910): On the Swedish species of *Sagenopteris* PRESL and on *Hydropterangium* nov. gen. – Kungliga Svenska Vetenskapsakademiens Handlingar, 45 (7): 1–15.
- Harris, T. M. (1931): The fossil flora of Scoresby Sound East Greenland, part 1, Cryptogams (exclusive of Lycopodiales). – Meddelelser om Gronland, 85(2): 1–102.
- Harris, T. M. (1933): The fossil flora of Scoresby Sound East Greenland, part 3, Caytoniales and Bennettiales. – Meddelelser om Gronland, 85(5): 1–133.
- Harris, T. M. (1937): The fossil flora of Scoresby Sound, East Greenland, part 5. – Meddelelser om Gronland, 112: 1–114.
- Harris, T. M. (1948): Notes on the Jurassic Flora of Yorkshire, 37–39. 37 *Todites princeps* (Presl) Gothan; 38 *Ginkgo huttonii* (Sternberg) Heer; 39 *Ginkgo digitata* (Brongn.) Heer. – Annals and Magazine of Natural History, London, 12(1): 181–213.  
<https://doi.org/10.1080/00222934808653901>
- Harris, T. M. (1961): The Yorkshire Jurassic Flora, I. Thallophyta – Pteridophyta. – Trustees of the British Museum (Natural History), London, 212 pp.  
<https://doi.org/10.5962/bhl.title.118957>
- Harris, T. M. (1969): The Yorkshire Jurassic Flora, III. Bennettiales. – Trustees of the British Museum (Natural History), London, 186 pp.
- Harris, T. M. (1979): The Yorkshire Jurassic Flora, V. Coniferales. – Trustees of the British Museum (Natural History), London, 166 pp.
- Hartung, W. (1938): Flora und Altersstellung des Karbons von Hainichen-Ebersdorf und Borna bei Chemnitz (Erzgeb. Becken). – Abhandlungen des Sächsischen Geologischen Landesamts, 18: 1–140.
- Havlena, V. (1953): Neuropteridy českého karbonu a permu [Neuropterids of the Czech Carboniferous and Permian]. – Rozpravy Ústředního ústavu geologického, 16: 1–168.
- Hébert, E. (1870): Note sur les grès infraliasique de Scanie (Suède). – Bulletin de la Société Géologique de France, Series 2, 27: 366–376.
- Heer, O. (1853): Übersicht der Tertiärflora der Sweiz. – Mitteilungen der Naturforschenden Gesellschaft in Zürich, 7 (84-88): 88–153.
- Heer, O. (1855): Flora tertiaria Helvetiae. Die tertiäre Flora der Schweiz, vol. I, 2. – J. Wurster et Comp., Wintherthur, pp. 45–92.
- Heer, O. (1861): Beiträge zur näheren Kenntnis der sächsisch-thüringischen Braunkohlenflora. – Abhandlungen des naturwissenschaftlichen Vereines für die Provinz Sachsen und Thüringen, 2(186): 405–438.
- Heer, O. (1862): On the fossil flora of Bovey Tracey. – Philosophical Transactions of the Royal Society of London, 152: 1039–1086.  
<https://doi.org/10.1098/rstl.1862.0043>
- Heer, O. (1864): Die Urwelt der Schweiz, Part 1. – Fridrich Schultess, Zurich, 496 pp.
- Heer, O. (1869): Beiträge zur Kreide-Flora, Part 1, Flora von Moletein in Mähren. – Neue Denkschriften der Allgemeinen Schweizerischen Gesellschaft für die Gesamten Naturwissenschaften, 23(2): 1–24.
- Heer, O. (1870): Die miocene Flora und Fauna Spitzbergens. – Kongliga Svenska Vetenskaps Akademiens Handlingar, 8(7): 1–98.
- Heer, O. (1876): Beiträge zur Jura-Flora Ostsibiriens und des Amurlandes, Flora Fossilis Arctica IV. – Mémoires de L'Académie Impériale des Sciences de St. Pétersbourg, VII série, 22(12): 1–122.
- Heer, O. (1882): Die fossile flora Gronlands, Erster Theil, Flora fossilis Arctica VI. – J. Wurster et comp., Zurich, 112 pp.
- Heer, O. (1883): Die fossile flora Grönlands, Zweiter Theil, Flora fossilis Arctica VII. – J. Wurster et comp., Zurich, 275 pp.
- Herendeen, P. (2011): Report of the Nomenclature Committee for Fossil Plants. – Taxon, 60(3): 921–923.  
<https://doi.org/10.1002/tax.603038>

- Hill, C. R. (1986): The epidermis/cuticle and in situ spores and pollen in fossil plant taxonomy. – In: Spicer, R. A., Thomas, B. A. (ed.), *Systematic and taxonomic approaches in palaeobotany*. The Systematics Association, London, Special Volume, 31, 321 pp.
- Hirmer, M. (1927): *Handbuch der Paläobotanik*, Band I: Thallophyta-Bryophyta-Pteridophyta. – R. Oldenbourg, Berlin, 708 pp.  
<https://doi.org/10.1515/9783486755534>
- Hirmer, M., Hörhammer L. (1936): Morphologie, Systematik und geographische Verbreitung der fossilen und rezenten Matoniaceen. – *Palaeontographica*, B, 81: 1–67.
- Hluščík, A. (1976): Contribution to the systematic and leaf anatomy of the genus *Dammarites* PRESL in Sternberg. – Sborník Národního muzea v Praze, řada B, Přírodní vědy [Acta Musei Nationalis Pragae, Series B, Historia Naturalis], 30(1-2): 49–70.
- Hoffmann, F. (1826): Untersuchungen über die Pflanzen-Reste des Kohlengebirges von Ibbenbüren und vom Piesberge bei Osnabrück. – *Archiv für Bergbau und Hüttenwesen*, 13(2): 266–282.
- Hoffmann, F. (1827): Ueber die Pflanzen-Reste des Kohlengebirges von Ibbenbüren und vom Piesberge bei Osnabrück. – Teutschland: geognostisch-geologisch dargestellt und mit Charten und Durchschnittszeichnungen erläutert; eine Zeitschrift, 4(2): 151–168.
- Hofmann, A., Ryba, F. (1899): Leitpflanzen der palaeozoischen Steinkohlenablagerungen in Mittel-Europa. – J. G. Calve'sche k. u. Hof- und Universitäts-Buchhandlung, Prague, 104 pp.  
<https://doi.org/10.5962/bhl.title.131150>
- Holý, F. (1984): *Mastixia venosa* (PRESL in Sternberg 1838) comb. n. – ex strato vulcanico temporis oligocaeni de Bohemia occidentali – species noviter rehabilitata. – *Acta Universitatis Carolinae, Geologica*, 4: 457–470.
- Hurník, S. (1978): Die fossile Arten der Gattung *Woodwardia* SMITH, 1793 und ihre Verbreitung im nordböhmischem Tertiär. – Sborník Národního muzea v Praze, řada B, Přírodní vědy [Acta Musei Nationalis Pragae, Series B, Historia Naturalis], 32(1): 15–46.
- IFPNI International Editorial Board (2014–2020): The International Fossil Plant Names Index. Available from:  
<https://www.fossilplants.info>. [Accessed 2020-12-19]
- IPNI (2020): International Plant Names Index. Published on the Internet <http://www.ipni.org>, The Royal Botanic Gardens, Kew, Harvard University Herbaria & Libraries and Australian National Botanic Gardens. [Accessed 2020-12-19]
- Jacquín, N. J. (1798): *Plantarum rariorum horti caesari schoenbrunensis descriptiones et icones*, vol. 3. – C. F. Wapler, Vienna, B. J. White, London, 80 pp.  
<https://doi.org/10.5962/bhl.title.332>
- Jäger, G. F. (1827): Über die Pflanzenversteinerungen des Bausandsteins von Stuttgart. – J. B. Metzler, Stuttgart, 40 pp.  
<https://doi.org/10.5962/bhl.title.153171>
- Jain, R. K. (1964): Musaceae, *Studies in Musaceae*, III. Fossil record of Musaceae and the origin of bananas. – *Proceedings of the Indian Academy of Sciences, Section B*, 61: 170–179.
- Jongmans, W. (1911): Anleitung zur Bestimmung der Karbonpflanzen West-Europas mit besonderer Berücksichtigung der in den Niederlanden und den benachbarten Ländern gefundenen oder noch zu erwartenden Arten, I. Thallophytae, Equisetales, Sphenophyllales. – *Mededeelingen van de Rijksopsporing van Delfstoffen*, 3: 1–482.  
<https://doi.org/10.5962/bhl.title.83723>
- Jongmans, W. (1914): *Fossilium Catalogus*, II, *Plantae*, 4. – G. Feller, Neubrandenburg, pp. 90–191.
- Jongmans, W. (1924): *Fossilium Catalogus*, II, *Plantae*, 11. – W. Junk, Berlin, pp. 743–831.
- Jongmans, W. (1929): *Fossilium Catalogus*, II, *Plantae*, 15. – W. Junk, Berlin, pp. 55–525.
- Jongmans, W. (1932): *Fossilium Catalogus*, II, *Plantae*, 18. – W. Junk, Berlin, pp. 653–996.
- Jongmans, W. (1957): *Fossilium Catalogus*, II, *Plantae*, 32. – W. Junk, Gravenhage, pp. 247–366.
- Jongmans, W. (1960): Karbonflora der Schweiz. – *Beiträge zur geologischen Karte der Schweiz (Neue Folge)*, 108: 22–97.
- Jongmans, W., Dijkstra, S. J. (1962): *Fossilium Catalogus*, II, *Plantae*, 51. – W. Junk, Gravenhage, pp. 2161–2258.
- Jongmans, W., Dijkstra, S. J. (1963): *Fossilium Catalogus*, II, *Plantae*, 53. – W. Junk, Gravenhage, pp. 2349–2466.
- Jongmans, W., Dijkstra, S. J. (1964): *Fossilium Catalogus*, II, *Plantae*, 54. – W. Junk, Gravenhage, pp. 2467–2562.
- Jongmans, W., Dijkstra, S. J. (1973): *Fossilium Catalogus*, II, *Plantae*, 84. – W. Junk, Gravenhage, pp. 559–686.
- Jorgensen, P. M. (2018): Proposal to conserve *Variolaria* PERS. against *Lepra* and *Variolaria* BULL. (lichenized ascomycetes). – *Taxon*, 6(1): 204.  
<https://doi.org/10.12705/671.16>
- Jung, W. (1974): Specimina historica in der Bayerischen Staatssammlung für Paläontologie und historische Geologie. – *Jahresberichte 1973 und Mitteilungen Freunde der Bayerischen Staatssammlung für Paläontologie und Historische Geologie*, 2: 11–15.
- Jung, W., Knobloch, E. (1972): Die „Sternberg-Originale“ der Bayerischen Staatssammlung für Paläontologie und historische Geologie zu München. – *Mitteilungen der Bayerischen Staatssammlung für Paläontologie und historische Geologie*, 12: 105–111.
- Kahlert, E., Rüffle, L. (2000): Die botanische Stellung von *Halliserites reichii* STERNBERG 1833 (Dipteridaceae). – *Feddes Repetorium*, 111(7-8): 427–431.  
<https://doi.org/10.1002/fedr.4911110707>
- Keighley, D. G., Pickerill, R. K. (1994): The ichnogenus *Beaconites* and its distinction from *Ancorichnus* and *Taenidium*. – *Palaeontology*, 37(2): 305–337.

- Kendall, M. W. (1949): On *Brachyphyllum expansum* (STERNBERG) SEWARD, and its cone. – *Annals and Magazine of Natural History*, 12(2): 308–320.  
<https://doi.org/10.1080/00222934908653990>
- Kerp, J. H. F. (1981): Proposal for the conservation of the generic name *Callipteris* BRONGNIART (Fossiles). – *Taxon*, 30: 660–663.  
<https://doi.org/10.2307/1219957>
- Kerp, J. H. F. (1986): Withdrawal of proposal to conserve *Callipteris* BRONGNIART (Fossiles). – *Taxon*, 35(2): 370–371.  
<https://doi.org/10.2307/1221299>
- Kerp, J. H. F. (1988): Aspects of Permian palaeobotany and palynology, X. The West- and Central European species of the genus *Autunia* KRASSER emend. Kerp (Peltaspermeaceae) and the form-genus *Rhachiphyllum* KERP (Callipterid foliage). – *Review of Palaeobotany and Palynology*, 54: 249–360.  
[https://doi.org/10.1016/0034-6667\(88\)90017-6](https://doi.org/10.1016/0034-6667(88)90017-6)
- Kerp, J. H. F., Haubold, H. (1988): Aspects of Permian palaeobotany and palynology, VIII. On the reclassification of the West- and Central European species of the form-genus *Callipteris* BRONGNIART 1849. – *Review of Palaeobotany and Palynology*, 54: 135–150.  
[https://doi.org/10.1016/0034-6667\(88\)90009-7](https://doi.org/10.1016/0034-6667(88)90009-7)
- Kerp, J. H. F., Poort, R. J., Swinkels, H. A. J. M., Verwer, R. (1990): Aspect of Permian palaeobotany and palynology. IX. Conifer-dominated Rotliegend floras from the Saar-Nahe Basin (?Late Carboniferous-Early Permian; SW-Germany) with special reference to the reproductive biology of early conifers. – *Review of Palaeobotany and Palynology*, 62: 205–248.  
[https://doi.org/10.1016/0034-6667\(90\)90090-6](https://doi.org/10.1016/0034-6667(90)90090-6)
- Kidston, R. (1884): On the fructification of *Zeilleria* (*Sphenopteris*) *delicatula* STERNB. sp. with remarks on *Urnatopteris*. – *Quarterly Journal of the Geological Society*, 40: 590–598.  
<https://doi.org/10.1144/GSL.JGS.1884.40.01-04.49>
- Kidston, R. (1886): Catalogue of the Palaeozoic plants in the Department of geology and palaeontology. – British Museum (Natural History), London, 288 pp.
- Kidston, R. (1888): *Neuropteris plicata* STERNBERG, and *Neuropteris rectinervis* KIDSTON n. sp. – *Transactions of the Royal Society*, 35(1): 313–315.  
<https://doi.org/10.1017/S0080456800017634>
- Kidston, R. (1888): On the fructification of two Coal-measure ferns. – *Proceedings of the Royal Physical Society of Edinburgh*, 9: 510–516.  
<https://doi.org/10.1080/00222938809460871>
- Kidston, R. (1889): Fossil plants Ravenhead Collection. – *Transactions of the Royal Society of Edinburgh*, 35: 391–428.  
<https://doi.org/10.1017/S0080456800017701>
- Kidston, R. (1890): The Yorkshire Carboniferous flora. – *Transactions of the Yorkshire Naturalist's Union*, 14: 3–66.
- Kidston, R. (1894): Fossil flora of South Wales Coalfield. – *Transactions of the Royal Society of Edinburgh*, 37: 565–614.  
<https://doi.org/10.1017/S0080456800032749>
- Kidston, R. (1901): Carboniferous lycopods and sphenophylls. – *Transactions of the Natural History Society Glasgow*, 6: 25–140.
- Kidston, R. (1906): On the internal structure of *Sigillaria elegans* of Brongniart's "Histoire des végétaux fossils". – *Proceedings of the Royal Physical Society of Edinburgh*, 41: 533–550.  
<https://doi.org/10.1017/S008045680003550X>
- Kidston, R. (1911): Les végétaux houillers recueillis dans le hainaut Belge et se trouvant dans les collections du Musée royal d'histoire naturelle a Bruxelles. – Polleunis et Ceuterick, Bruxelles, 282 pp.
- Kidston, R. (1917): A monograph of the *Calamites* of Western Europe. – In: Jongmans, W. J., Flora of the Carboniferous of the Netherlands and Adjacent Regions, I. Mededeelingen van de Rijksopsporing van Delfstoffen, 7: 1–207.
- Kidston, R. (1924): Fossil plants of the Carboniferous rocks of Great Britain. – *Memoirs of the Geological Survey of Great Britain, Palaeontology*, 2(5): 377–522.
- Kilpper, K. (1964): Über die Rät/Lias-Flora aus dem nördlichen Abfall des Alburgs-Gebirges in Nordiran. Teil 1: Bryophyta und Pteridophyta. – *Palaeontographica*, B, 114: 1–78.
- Kirchheimer, F. (1935): Weitere Mitteilungen über Früchte und Samen aus deutschen Braunkohlen II. – *Braunkohle*, 34: 289–294.
- Kirchheimer, F. (1949): Die Symplocaceen der erdgeschichtlichen Vergangenheit. – *Palaeontographica*, B, 90: 1–52.
- Kirchner, M., van Konijnenburg-Van Cittert, J. H. A. (1994): *Schmeissneria microstachys* (PRESL, 1833) KIRCHNER et VAN KONIJNENBURG-VAN CITTERT, comb. nov. and *Karhenia hauptmannii* KIRCHNER et VAN KONIJNENBURG-VAN CITTERT, sp. nov. with ginkgoalean affinities from the Liassic of Germany. – *Review of Palaeobotany and Palynology*, 83: 199–215.  
[https://doi.org/10.1016/0034-6667\(94\)90069-8](https://doi.org/10.1016/0034-6667(94)90069-8)
- Knobloch, E. (1964a): Haben *Cinnamomum scheuchzeri* HEER und *Cinnamomum polymorphum* (AL. BRAUN) HEER richtige Namen? – *Neues Jahrbuch für Geologie und Paläontologie, Monatshefte*, (1964): 597–603.
- Knobloch, E. (1964b): Neue Pflanzenfunde aus dem südböhmischen Senon. – *Jahrbuch des Staatlichen Museums für Mineralogie und Geologie zu Dresden*, 174: 133–201.
- Knobloch, E. (1968): Bemerkungen zur Nomenklatur tertiärer Pflanzreste. – *Sborník Národního muzea v Praze, řada B, Přírodní vědy [Acta Musei Nationalis Pragae, Series B, Historia Naturalis]*, 24(3): 121–152.

- Knobloch, E. (1971): Neue Pflanzenfunde aus dem böhmischen und mährischen Cenoman. – Neues Jahrbuch für Geologie und Paläontologie, Abhandlungen, 139(1): 43–56.
- Knobloch, E. (1977): Paläokarpologische Charakteristik der Flyschzone der mährischen Karpaten. – Sborník geologických věd, řada P, Paleontologie, 19: 80–137.
- Knobloch, E. (1978): On some primitive leaves from the Upper Cretaceous of the Bohemian Massif. – Palaeontographica, B, 166(4–6): 83–98.
- Knobloch, E. (1990): The flora of the Staré Sedlo Formation in West Bohemia, Upper Eocene. – In: Knobloch, E., Kvaček, Z. (eds), Proceedings of the Symposium paleofloristic and paleoclimatic changes in the Cretaceous and Tertiary. Geological Survey Publisher, Prague, pp. 159–163.
- Knobloch, E., Konzalová, M., Kvaček, Z. (1996): Die obereozäne Flora der Staré Sedlo Schichtenfolge in Böhmen (Mitteleuropa). – Rozprawy Českého geologického ústavu, 49: 1–260.
- Knobloch, E., Kvaček, Z. (1996): Miozäne Floren der südböhmischen Becken. – Sborník geologických věd, paleontologie, 33: 39–77.
- Knorr, G. W. (1755): Lapidés, ex celeberrimorum virorum fententia diluvii universalis testes, quos in ordines ac species distribuit suis coloribus exprimit, ariq incifos in lucem mittit et alia naturae miranda addit (Sammlung von Merkwürdigkeiten der Natur und Alterthümern des Erdbodens, welche petrificirte Körper enthält). – Andreas Bieling, Nürnberg, 36 pp.
- Knorr, G. W., Walch, J. E. I. (1771): Die Naturgeschichte der Versteinerungen zur Erläuterungen Sammlung von Merkwürdigen der Natur. Samlung von Merckwürdigkeiten der Natur und Alterbümern des Erdbodens, welche petrificirte Körper enthält, vol. 2. – Jonathan Felsecker, Nürnberg, 235 pp.
- Knowlton, F. A. (1898): A catalogue of the Cretaceous and Tertiary plants of North America. – Geological Survey Bulletin, 152: 1–247.  
<https://doi.org/10.5962/bhl.title.39299>
- van Konijnenburg-van Cittert, J. H. A., Kustatscher, E., Wachtler, M. (2006): Middle Triassic (Anisian) ferns from Kühwiesenkopf (Monte Prádella Vacca), Dolomites, Northern Italy. – Palaeontology, 49(5): 943–968.  
<https://doi.org/10.1111/j.1475-4983.2006.00591.x>
- van Konijnenburg-van Cittert, J. H. A., Pott, C., Cleal, C. J., Zijlstra, G. (2016): Differentiation of the fossil leaves assigned to *Taeniopteris*, *Nilssoniopteris* and *Nilssonia* with a comparison to similar genera. – Review of Palaeobotany and Palynology, 237: 100–106.  
<https://doi.org/10.1016/j.revpalbo.2016.11.009>
- van Konijnenburg-van Cittert, J. H. A., Pott, C., Kustatscher, E., Schmeissner, S., Dütsch, G., van der Burgh, J. (2018): *Phialopteris heterophylla* (STERNBERG ex GOEPPERT, 1836) comb. nov., a rare schizaeaceous fern from the Early Jurassic of Bavaria. – Fossil Imprint, 74(1-2): 55–64.  
<https://doi.org/10.2478/if-2018-0005>
- Kotlaba, F. (1961): Taxonomicko-nomenklatorické poznámky k fosilní *Comptonia difformis* (STERNBERG) BERRY a recentní *Comptonia aspleniifolia* (L.) AITON [Taxonomic-nomenclatural notes on fossil *Comptonia difformis* (STERNBERG) BERRY and extant *Comptonia aspleniifolia* (L.) AITON]. – Preslia, 33: 130–140. (in Czech)
- Kotlaba, F. (1962): Kritická revize Sternbergova typového materiálu [Critical revision of the Sternberg type material]. – Časopis Národního muzea, Řada přírodovědná, 81(1): 49–55. (in Czech)
- Kovar-Eder, J. (1990): Typen der Geologisch-Paläontologischen Abteilung Paläobotanik. – Kataloge der wissenschaftlichen Sammlungen des Naturhistorischen Museums in Wien, Paläobotanik, Heft 1. Naturhistorische Museum, Wien, 349 pp.
- Krasser, F. (1909): Die Diagnosen der von Dionysius Stur in der obertriadischen Flora der Lunzerschichten als Marattiaceenarten unterschiedenen Farne. – Sitzungsberichte der kaiserlichen Akademie der Wissenschaften Wien, Mathematische Naturwissenschaftliche Klasse, Abt. 1, 118: 13–43.
- Krasser, F. (1921): Zur Kenntnis einiger fossiler Floren des unteren Lias der Sukzessionsstaaten von Österreich-Ungarn. – Sitzungsberichte der Kaiserlichen Akademie der Wissenschaften. Mathematisch-Naturwissenschaftliche Classe, 130(1): 623–846.
- Kräusel, R. (1921): Nachträge zur Tertiärflora Schleisen. III. Über einiger Originale Goepperts und neuere Funde. – Jahrbuch der Preussische Geologische Landesanstalt zu Berlin für das Jahr 1919, 40(3): 363–433.
- Kräusel, R. (1958): Die Juraflora von Sassendorf bei Bamberg. – Senckerbergiana Lethaea, 39(1-2): 67–103.
- Krings, M., Sommer, G. (2000): Eine morphologische Aberration von *Calamostachys tuberculata* (STERNBERG) WEISS aus dem Oberkarbon des Piesberges bei Osnabrück. – Osnabrücker Naturwissenschaftliche Mitteilungen, 26: 47–52.
- Krüger, J. F. (1823): Geschichte der Urwelt, Zweiter Theil. – Gottfried Basse, Quedlinburg and Leipzig, 966 pp.  
<https://doi.org/10.5962/bhl.title.144790>
- Krüger, J. F. (1825a): Urweltliche Naturgeschichte der organischen Reiche. In alphabetischer Ordnung. Erster Theil: A–L. – bei Gottfried Basse, Quedlinburg and Leipzig, 406 pp.
- Krüger, J. F. (1825b): Urweltliche Naturgeschichte der organischen Reiche. In alphabetischer Ordnung. Zweiter Theil: M–ZL. – bei Gottfried Basse, Quedlinburg and Leipzig, 456 pp.
- Kryshtofovich, A. (1912): Rastitelnyje ostatky mezozojskich uglenosnykh otlozhenij vostochnavo sklona Urala [Mesozoic plant remains from the eastern Ural]. – Izvjastija Geologičeskovo komiteta, 31(210): 489–497. (in Russian with English Summary)
- Kryshtofovich A. N., Prynada V. D. (1932): Materialy k mezozojskoj flore Ussurijskogo kraja [Materials to Mesozoic flora of Ussuri region]. – Izvestiya Vsesojuznogo Geologo-Razvedochnogo Objedinenia, 51(22): 363–373. (in Russian)

- Kunzmann, L. (1999): Koniferen der Oberkreide und ihre Relikte im Tertär Europas. – Abhandlungen des Staatlichen Museums für Mineralogie und Geologie zu Dresden, 45: 1–191.
- Kunzmann, L. (2001): Neue Untersuchungen an *Cunninghamites oxycedrus* PRESL in Sternberg 1838. – Feddes Repertorium, 112(7/8): 421–446.  
<https://doi.org/10.1002/fedr.4921120704>
- Kustatscher, E., Kelber, K.-P., van Konijnenburg-van Cittert, J. H. A. (2012): *Danaeopsis* HEER ex SCHIMPER 1869 and its European Triassic species. – Review of Palaeobotany and Palynology, 183: 32–49.  
<https://doi.org/10.1016/j.revpalbo.2012.06.011>
- Kustatscher, E., van Konijnenburg-van Cittert, J. H. A. (2011): The ferns from the Triassic flora of Thale (Germany). – Neues Jahrbuch für Geologie und Paläontologie – Abhandlungen, 261(2): 209–248.  
<https://doi.org/10.1127/0077-7749/2011/0174>
- Kvaček, J. (2000): Two conifers (Taxodiaceae) of the Bohemian Cenomanian (Czech Republic, Central Europe). – Acta Palaeobotanica, Supplement 2 (1999), pp. 129–151.
- Kvaček, J. (2004): Comments on the nomenclature of a fossil sweet-fern *Comptonia difformis* (STERNB.) BERRY (Myricaceae). – Taxon, 53: 548–550.  
<https://doi.org/10.2307/4135637>
- Kvaček, J. (ed.) (2020): Plant Fossil Names Registry. [plantfossilnames.org](http://plantfossilnames.org). [Accessed 2020-12-19]
- Kvaček, J., Kvaček, Z. (2020): Proposal to conserve the name *Aspleniopteris difformis* (*Comptonia difformis*) against *Phyllites comptoniifolius* (fossil Myricaceae). – Taxon, 69(5): 1124.  
<https://doi.org/10.1002/tax.12344>
- Kvaček, J., Straková, M. (1997): Catalogue of fossil plants described in works of Kaspar M. Sternberg. – National Museum, Prague, 201 pp.
- Kvaček, Z. (1971): Supplementary notes on *Doliosirobus* MARION. – Palaeontographica, B, 135(3-6): 115–126.
- Kvaček, Z. (1976): Towards nomenclatural stability of European Tertiary conifers. – Neues Jahrbuch für Geologie und Paläontologie, 5: 284–300.
- Kvaček, Z. (1982): Against the new proposal of starting-point in Palaeobotany. – Taxon, 31: 319.  
<https://doi.org/10.2307/1219999>
- Kvaček, Z. (2002): Novelties on *Doliosirobus* (Doliosirobaceae), an extinct conifer genus of the European Palaeogene. – Časopis Národního muzea, Řada přírodovědná, 171(1-4): 47–62.
- Kvaček, Z., Holý, F. (1974): *Alnus julianaeformis* (STERNBERG 1823) comb. nov., a noteworthy Neogene alder. – Časopis pro mineralogii a geologii, 19(4): 367–372.
- Kvaček, Z., Hurník, S. (2000): Revision of Early Miocene plants preserved in baked rocks in the North Bohemian Tertiary. – Sborník Národního muzea v Praze, řada B, Přírodní vědy [Acta Musei Nationalis Pragae, Series B, Historia Naturalis], 56 (1-2): 1–48.
- Kvaček, Z., Kvaček, J. (1992): Šternberkovo dílo Flora der Vorwelt, jeho význam a stav dokladové sbírky [Sternberg's work Flora der Vorwelt, its significance and the state of the original collection]. – Sborník Národního muzea v Praze, řada B, Přírodní vědy [Acta Musei Nationalis Pragae, Series B, Historia Naturalis], 158(1-4): 31–42. (in Czech)
- Kvaček, Z., Teodoridis, V., Radoň, M. (2018): Review of the late Oligocene flora of Matřín near Sebužín (České středohoří Mts., the Czech Republic). – Fossil Imprint, 74(3-4): 292–316.  
<https://doi.org/10.2478/if-2018-0018>
- LaMotte, R. S. (1952): Catalogue of the Cenozoic plants of North America through 1950. – Geological Society of America Memoirs, 51: 1–378.  
<https://doi.org/10.1130/MEM51-p1>
- de Lamarck, J. B. (1786): Encyclopédie méthodique. Botanique, tome premier (2). – Chez Panckoucke, Paris, Chez Plomteux, Liège, 345–752 pp.
- de Lamarck, J. B. (1801): Système des animaux sans vertèbres; ou, Tableau général des classes, des classes, des ordres et des genres de ces animaux; présentant leurs caractères essentiels et leur distribution, d'après la considération de leurs rapports naturels et de leur organization, et suivant l'arrangement établi dans les galeries du Muséum d'Histoire naturelle, parmi leurs dépouilles conservées; précédé du Discours de Zoologie, donné dans la Muséum National d'Histoire Naturelle l'an VIII de la République. – L'Auteur, Deterville, 432 pp.  
<https://doi.org/10.5962/bhl.title.116650>
- Lamouroux, J. V. F. (1809): Observation sur la physiologie des algues marines, et description de cinq nouveaux genres de cette famille. – Nouveau Bulletin des Sciences, publié par la Société Philomatique de Paris, 1: 330–333.
- Lanjouw, J. (1953): Nomenclature, NOM. Report. – In: Osvald, H., Åberg, E. (eds), Proceedings of the Seventh International Botanical Congress. Stockholm July 12–20 1950. Almqvist and Wiksell, Stockholm, The Chronica Botanica Co., Waltham Mass., pp. 457–550.
- Leckenby, G. (1864): On the sandstones and shales of the Oolites of Scarborough, with descriptions of some new species of fossil plants. – Quarterly Journal of the Geological Society of London, 20: 74–82.  
<https://doi.org/10.1144/GSL.JGS.1864.020.01-02.12>
- Lesquereux, L. C. (1854): New species of fossil plants, anthracite and bituminous coal-fields of Pennsylvania; collected and described by Leo Lesquereux. With introductory observations by Henry Darwin Rogers. – Boston Journal of Natural History, 6(4): 409–431.

- Lesquereux, L. C. (1870): Report on the fossil plants of Illinois. – Geological Survey of Illinois, vol. IV, Geology and Palaeontology, 2: 377–508.  
<https://doi.org/10.5962/bhl.title.146475>
- Lesquereux, L. C. (1872): Report on fossil flora, An enumeration with descriptions of some Tertiary fossil plants, from specimens procured in the explorations of Dr. F. V. Hayden, in 1870. – Annual report of the United States Geological Survey of the Territories, (1871)5, Suppl.: 1–22.
- Lesquereux, L. C. (1878): Contributions to the fossil flora of the Western Territories II. The Tertiary flora. – Annual report of the United States Geological Survey to the Secretary of the Interior, 1885–1886, 7: 1–366.
- Lesquereux, L. C. (1879): Description of the coal flora of the Carboniferous formation in Pennsylvania and throughout the United States. – Pennsylvania 2<sup>nd</sup> Geological Survey Report Progress, vol. I, pp 1–354.  
<https://doi.org/10.5962/bhl.title.99934>
- Lesquereux, L. C. (1880): Description of the coal flora of the Carboniferous formation in Pennsylvania and throughout the United States. – Pennsylvania 2<sup>nd</sup> Geological Survey Report Progress, vol. II, pp. 355–694.  
<https://doi.org/10.5962/bhl.title.99934>
- Lesquereux, L. C. (1884): Description of the coal flora of the Carboniferous formation in Pennsylvania. – Pennsylvania 2<sup>nd</sup> Geological Survey Report Progress, vol. III, pp. 695–977.
- Leuthardt, F. (1904): Die Keuperflora Neuwelt bei Basel. II Teil. Kryptogamen. – Abhandlungen der Schweizerischen Paläontologischen Gesellschaft, 31: 25–46.
- Libertín, M., Bek, J. (2004): *Huttonia spicata* (STERNBERG) emend. and its spores, the Radnice Basin (Bolsovian), Carboniferous continental basins of the Czech Republic. – Review of Palaeobotany and Palynology, 128(3-4): 247–261.  
[https://doi.org/10.1016/S0034-6667\(03\)00136-2](https://doi.org/10.1016/S0034-6667(03)00136-2)
- Libertín, M., Bek, J., Drábková, J. (2014): New sphenophyllaleans from the Pennsylvanian of the Czech Republic. – Review of Palaeobotany and Palynology, 200: 196–210.  
<https://doi.org/10.1016/j.revpalbo.2013.09.008>
- Lindley, J., Hutton, W. (1831): The fossil flora of Great Britain, or figures and descriptions of the vegetable remains found in a fossil state in this country, vol. I. – James Ridgway and Sons, London, pp. 1–48.  
<https://doi.org/10.5962/bhl.title.102097>
- Lindley, J., Hutton, W. (1832): The fossil flora of Great Britain, or figures and descriptions of the vegetable remains found in a fossil state in this country, vol I. – James Ridgway and Sons, London, pp. 49–166.  
<https://doi.org/10.5962/bhl.title.102097>
- Lindley, J., Hutton, W. (1833a): The fossil flora of Great Britain, or figures and descriptions of the vegetable remains found in a fossil state in this country, vol I. – James Ridgway and Sons, London, pp. 167–218.
- Lindley, J., Hutton, W. (1833b): The fossil flora of Great Britain, or figures and descriptions of the vegetable remains found in a fossil state in this country, vol II. – James Ridgway and Sons, London, pp. 1–54.
- Lindley, J., Hutton, W. (1834): The fossil flora of Great Britain, or figures and descriptions of the vegetable remains found in a fossil state in this country, vol II. – James Ridgway and Sons, London, pp. 57–156.
- Lindley, J., Hutton, W. (1835a): The fossil flora of Great Britain, or figures and descriptions of the vegetable remains found in a fossil state in this country, vol II. – James Ridgway and Sons, London, pp. 157–208.
- Lindley, J., Hutton, W. (1835b): The fossil flora of Great Britain, or figures and descriptions of the vegetable remains found in a fossil state in this country, vol III. – James Ridgway and Sons, London, pp. 1–72.
- Lindley, J., Hutton, W. (1836): The fossil flora of Great Britain, or figures and descriptions of the vegetable remains found in a fossil state in this country, vol III. – James Ridgway and Sons, London, pp. 73–122.
- Lindley, J., Hutton, W. (1837): The fossil flora of Great Britain, or figures and descriptions of the vegetable remains found in a fossil state in this country, vol III. – James Ridgway and Sons, London, pp. 123–205.
- Link, J. H. F. (1833): Handbuch zur Erkennung der nutzbarsten und am häufigsten vorkommenden Gewächse. Dritte Teil. – S. J. Josephy, Berlin, 536 pp.
- Ludwig, R. (1893): Zur Palaeontologie des Ural's. – Palaeontographica, 10(6): 270–275.
- Lundblad, B. (1950): Studies in the Rhaeto-Liassic floras of Sweden. I. Pteridophyta, Pteridospermae, and Cycadophyta from the mining district of NW Scania. – Kungliga Svenska Vetenskapsakademiens Handlingar, 1(8): 1–82.
- Mai, D. H. (1968): Zwei ausgestorbene Gattungen im Tertiär Europas und ihre florensgeschichtliche Bedeutung. – Palaeontographica, B, 123(1-6): 184–199.
- Mai, D. H. (1981): Der Formenkreis der Vietnam-Nuss (*Carya poilanei* (CHEV.) LEROY) in Europa. – Feddes Repertorium, 92(5-6): 339–385.  
<https://doi.org/10.1002/fedr.4910920502>
- Mai, D. H., Walther, H. (1985): Die Obereozänen Floren des Weissester-Beckens und seiner Randgebiete. – Abhandlungen Staatlichen Museums für Mineralogie und Geologie zu Dresden, 33: 1–260.
- Martin, W. (1809): Petrificata derbiensia; of figures and descriptions of petrifications collected in Derbyshire. – D. Lyon, Wigan, 28 pp.  
<https://doi.org/10.5962/bhl.title.119699>
- Martius, C. F. P. (1845): Historia naturalis palmarum. Volumen primum. De palmis generatim scripserunt de palmarum structura Hugo a Mohl, de palmis fossilibus Franc. Unger, de palmarum formatione et rationibus geographicis... – Frid. Fleischer in Comm., Monachium, Lipsia, pp. 53–70.

- Martius, D. C. (1822): De plantis nonnullis antediluvianis ope specierum inter tropicos viventium illustrandis. – Denkschriften der Königl. Bayerischen Botanischen Gesellschaft., 2: 121–147.
- Massalongo, A. (1850): Schizzo geognostico sulla valle del Progno o torrente d' Illasi. – G. Antonelli, Verona, 77 pp.
- Massalongo, A. (1852): Breve rivista del frutti fossili di noce. – Nuovi Annali delle Scienze Naturali, Serie 3: 457–464.
- McNeill, J., Barrie, F. R., Burdet, H. M., Demoulin, V., Hawksworth, D. L., Marhold, K., Nicolson, D. H., Prado, J., Silva, P. C., Skog, J. E., Wiersema, J. H., Turland, N. J. (2006): International Code of Botanical Nomenclature (Vienna Code) adopted by the Seventeenth International Botanical Congress Vienna, Austria, July 2005. – Regnum Vegetabile 146, A.R.G. Gantner Verlag KG, Ruggell, Liechtenstein, 568 pp.
- Menzel, P. (1901): Die Gymnospermen der nordböhmischen Braunkohlenformation. – Abhandlungen der Naturwissenschaftlichen Gesellschaft Isis in Dresden (1900): 49–69, 85–100.
- Menzel, P. (1913): Beitrag zur Flora der niederrheinischen Braunkohlenformation. – Jahrbuch der Königlich Preussischen Geologischen Landesanstalt zu Berlin, 34(1): 1–98.
- Mikuláš, R., Straková, M. (1994): Trace fossils in “Flora der Vorwelt” by K. Sternberg and in Sternberg's palaeontological collection (National Museum, Prague). – Sborník Národního muzea v Praze, řada B, Přírodní vědy [Acta Musei Nationalis Pragae, Series B, Historia Naturalis], 49(1-4): 143–150.
- Mikuláš, R., Uchman, A. (1996): Note on rediscovered type and figured material relating to *Muensteria* STERNBERG 1833. – Ichnos, 4: 305–309.  
<https://doi.org/10.1080/10420949609380138>
- Miller, S. A. (1889): North American Geology and Palaeontology for the use of Amateurs, Students and Scientist. North American Palaeozoic Fossils. – Vegetable Kingdom, Cincinnati, pp. 101–149.  
<https://doi.org/10.5962/bhl.title.28778>
- Miquel, F. A. G. (1842): Monographia cycadearum. – R. Natan, Utrajecti, 82 pp.  
<https://doi.org/10.5962/bhl.title.64041>
- Miquel, F. A. G. (1851): Over de rangschikking der fossiele Cycadeae. – Tijdschrift voor de wis- en natuurkundige Wetenschappen, uitgeven door de eerste Klasse, 4: 205–227.
- Miquel, F. A. G. (1861): Prodromus Systematis Cycadearum. – C. van der Post, Utrajecti, 35 pp.  
<https://doi.org/10.5962/bhl.title.112486>
- Morris, J. (1841): Remarks upon the recent and fossil Cycadaceae. – Annals and Magazine of Natural History, 7(1): 110–120.  
<https://doi.org/10.1080/03745484109442674>
- Morris, J. (1843): Catalogue of British fossils, comprising all the genera and species hitherto described, with references to their geological distribution and to the localities in which they have been found. – John Van Voorst, London, 222 pp.  
<https://doi.org/10.5962/bhl.title.112423>
- Mosbrugger, V. (1983): Organische Zusammengehörigkeit zweier Fossil-Taxa als taxonomisches Problem am Beispiel der jungpaläozoischen Farnfruktifikationen *Scolecopteris* und *Acitheca*. – Review of Palaeobotany and Palynology, 40: 191–206.  
[https://doi.org/10.1016/0034-6667\(83\)90036-2](https://doi.org/10.1016/0034-6667(83)90036-2)
- Münster, G. (1839): *Acanthoteutis*, ein neues Geschlecht der Cephalopoden, zu der Familie der Loligineen oder Teuthidae (Owen) gehörend. – Beiträge für Petrefactenkunde, 1: 91–97.
- Münster, G. (1843): Beiträge zur Petrefacten-Kunde mit zehn doppelten und vier einfachen, nach der Natur gezeichneten Tafeln, vol. 6. – Buchner'schen Buchhandlung, Bayreuth, 100 pp.
- Murchison, R. I. (1827): On the coal-field of Brora in Sutherlandshire, and some other stratified deposits in the North of Scotland. – Transactions of the Geological Society of London, Series 2, 2: 293–326.
- Nathorst, A. (1878a): Om floran i Skånes kolförande bildningar I. – Sveriges Geologiska Undersökning, Series C, Avhandlingar och uppsatser, 27: 1–52.
- Nathorst, A. G. (1878b): Beiträge zur fossilen Flora Schwedens. Über einige rhätische Pflanzen von Päljsjö in Schonen. – E. Schweizerbart'sche Verlagshandlung (E. Koch), Stuttgart, 34 pp.  
<https://doi.org/10.5962/bhl.title.152904>
- Nathorst, A. G. (1908): Paläontologische Mitteilungen 7. Über *Palissya*, *Stachyotaxus* und *Palaeotaxus*. – Kungliga Svenska Vetenskapsakademiens Handlingar, 43(8): 1–20.
- Nathorst, A. G. (1909): Über die Gattung *Nilssonia* BRONGN. mit besonderer berücksichtigung schwedischer Arten. – Kungliga Svenska Vetenskapsakademiens Handlingar, 43(12): 1–40.
- Nebeský, V. B. (1968): Dějiny Musea království českého [History of the Czech Royal Museum]. – Antonín Renn, Praha, 208 pp.
- Nees, C. G. D. (1831): Enumeratio plantarum cryptogamycarum Javae et insularum adiacentium. – Linnaea, 6: 602–623.
- Němejc, F. (1928): Revise karbonské a permské květeny středoešských pánví uhelných, I. Noeggerathiae a Archaeopterides středoešských pánví kamenouhelných [A revision of the Carboniferous and Permian flora of the coal district in Central Bohemia. I. The Noeggerathiae and Archeopterides in the Coal – Basins of Central Bohemia]. – Palaeontographica Bohemiae, 12: 1–40 [43–82].
- Němejc, F. (1929): On some discoveries of fossil plant remains in the Carboniferous district of Central Bohemia. – [Reprinted from] Bulletin international de l'Académie des Sciences de Bohême, (1929): 1–7.
- Němejc, F. (1934a): Critical remarks on Sternberg's *Lepidodendron dichotomum*. – [Reprinted from] Bulletin international de l'Académie des Sciences de Bohême, (1934): 1–5.

- Němejč, F. (1934b): O rodu *Acitheca* SCHIMP. se zřetelem k formám sbíraným ve středních Čechách. [On the genus *Acitheca* SCHIMP. with regard to the conditions in the coal districts of Central Bohemia]. – Věstník státního geologického ústavu československé republiky, 10(1-2): 1–9. (in Czech)
- Němejč, F. (1937a): The sphenopterides stated in the Permocarbiniferous of Central Bohemia (A preliminary report. – I. part). – Věstník Královské české společnosti nauk, třída matematicko-přírodovědná, (1936): 1–24.
- Němejč, F. (1937b): The sphenopterides stated in the Permocarbiniferous of Central Bohemia (A preliminary report. – II. part). – Věstník Královské české společnosti nauk, (1937): 1–14.
- Němejč, F. (1937c): On *Discinites* K.FEISTM. – [Reprinted from] Bulletin international de l'Académie des Sciences de Bohême, 47(2): 1–7.
- Němejč, F. (1938a): Revise karbonské a permské květeny středočeských pánví uhelných (II. díl, Sphenopterides. A. Coenopterideae.) [The sphenopterides of the coal basins in Central Bohemia (II. Part, Sphenopterides. A. Coenopterideae.). – Palaeontographica Bohemiae, 16: 1–32 [33–56]. (in Czech)
- Němejč, F. (1938b): Contribution to the knowledge of the Archeopteridales of the Upper Carboniferous in the Central Bohemia. – Sborník Národního muzea v Praze, řada B, Přírodní vědy [Acta Musei Nationalis Pragae, Series B, Historia Naturalis], 1(2): 11–20.
- Němejč, F. (1940): The Pecopterides of the coal districts of Bohemia. – Sborník Národního muzea v Praze, řada B, Přírodní vědy [Acta Musei Nationalis Pragae, Series B, Historia Naturalis], 2(1): 1–28.
- Němejč, F. (1946): Further critical remarks on Sternberg's *Lepidodendron dichotomum* and its relations to the cones of *Sporangiostrobus* BODE. – [Reprinted from] Bulletin international de l'Académie des Sciences de Bohême, 57(7): 1–11.
- Němejč, F. (1947): The Lepidodendraceae of the coaldistricts of Central Bohemia (a preliminary study). – Sborník Národního muzea v Praze, řada B, Přírodní vědy [Acta Musei Nationalis Pragae, Series B, Historia Naturalis], 3(2): 45–87.
- Němejč, F. (1948): Additional notes on *Pecopteris oreopteridia* SCHL. et auct. and *P. cyathea* SCHL. et auct. – Sborník Národního muzea v Praze, řada B, Přírodní vědy [Acta Musei Nationalis Pragae, Series B, Historia Naturalis], 4(1): 1–8.
- Němejč, F. (1949): Odontopterides and Mixoneurales of the Permocarbiniferous of Bohemia (preliminary study). – Sborník Národního muzea v Praze, řada B, Přírodní vědy [Acta Musei Nationalis Pragae, Series B, Historia Naturalis], 5(2): 3–31.
- Němejč, F. (1951): Studies on the Sigillariae of the Lower Grey Beds of the Carboniferous in the Central Bohemia. – Sborník Národního muzea v Praze, řada B, Přírodní vědy [Acta Musei Nationalis Pragae, Series B, Historia Naturalis], 7(2): 3–59.
- Němejč, F. (1954): Taxonomical studies on the strobili of the Lepidodendraceae of the coal districts of Central Bohemia. – Sborník Národního muzea v Praze, řada B, Přírodní vědy [Acta Musei Nationalis Pragae, Series B, Historia Naturalis], 10(5): 1–83.
- Němejč, F. (1963): Paleobotanika II. [Palaeobotany II.] – Československá akademie věd, Praha, 523 pp. (in Czech)
- Němejč, F. (1968): Paleobotanika III. [Palaeobotany III.] – Československá akademie věd, Praha, 474 pp. (in Czech)
- Neuman, A., Chatt-Ramsey, J. (1988): A catalogue of specimens figured in The Fossil Flora by John Lindley (1799–1865) et William Hutton (1797–1860) held by the Hancock Museum, Newcastle-upon-Tyne, including a biography of William Hutton. – The Hancock Museum, Newcastle-upon-Tyne, 67 pp.
- Newberry, J. S. (1853): New fossil plants from the Ohio Coal Basin. – Annals of Science, 1(9): 106–108.
- Newberry, J. S. (1873): Descriptions of fossil plants from the coal measures of Ohio. – Report of the Geological Survey of Ohio, vol. I. Geology and palaeontology, part II. Palaeontology, Nevins and Myers, Columbus, pp. 359–384.
- Nilsson, S. (1820a): Om försteningar och aftryck af tropiska trädslag och deras blad, funne i ett sandstenslager i Skåne. – Kungliga Vetenskapsakademiens Handlingar, 1820: 108–122.
- Nilsson, S. (1820b): Om försteningar och aftryck af tropiska trädslag, blad, ormbunkar och rörväxter m. m. samt trädskol, funna i ett sandstenslager i Skåne. – Kungliga Vetenskapsakademiens Handlingar, 1820: 278–285.
- Nosova, N., van Konijnenburg-van Cittert, J. H. A., Kiritchkova, A. (2017): New data on the epidermal structure of the leaves of *Podozamites* BRAUN. – Review of Palaeobotany and Palynology, 238: 88–104.  
<https://doi.org/10.1016/j.revpalbo.2016.11.005>
- Novik, E.O. (1953): Kamennougolnaja flora Evropejskoj chasti SSSR Paleontologiya SSSR, Novaja serija [Coal Measures flora of the European part of the USSR, Palaeontology of USSR, New Series]. – Izdatelstvo Akademii Nauk SSSR, 468 pp.
- Nötzold, T. (1975): Charophytenreste aus dem Neophytikum Mitteleuropas. – Abhandlungen des Staatlichen Museums für Mineralogie und Geologie zu Dresden, 23: 1–265.
- Nuttall, T. (1819): The genera of North-American plants and a catalogue of the species to the year 1817. – American Monthly Magazine and Critical Review, 4: 184–196.  
<https://doi.org/10.5962/bhl.title.6134>
- Orlova, O., Snigirevsky, S. M. (2004): Late Viséan lyginopteridophytes from the vicinity of the town of Borovichi (Novgorod region): 2. Lyginopteridales and Medullosales. – Paleontological Journal, 38(4): 458–464.
- Osgood, R. G. (1970): Trace fossils of the Cincinnati area. – Palaeontographica Americana, 6(41): 281–444.
- Pacyna, G. (2013): Critical review of research on the Lower Jurassic flora of Poland. – Acta Palaeobotanica, 53(2): 141–163.  
<https://doi.org/10.2478/acpa-2013-0015>
- Palacký, F. (1868): Leben des Grafen Kaspar von Sternberg: von ihm selbst beschrieben; nebst einem akademischen Vortrag über der Grafen Kaspar und Franz Sternberg Leben und Wirken für Wissenschaft und Kunst in Böhmen; zur fünfzigjährigen Feier der Gründung des Böhmischen Museums. – Friedrich Tempsky, Prag, 242 pp.
- Pátová, R. (2001): The state of the Sternberg's original collection. – Časopis Národního muzea, Řada přírodovědná, 170(1-4): 107–110.



- Patteisky, K. (1929): Die Geologie und Fossilführung der mährisch-schlesischen Dachsschiefer- und Grauwackenformation. – Naturwissenschaftlichen Vereins, Troppau, 354 pp.
- Persoon, C. H. (1794): Einiger Bemerkungen über die Flechten: Nebst Beschreibungen einiger neuen Arten aus dieser Familie der Aftermoose. – Annalen der Botanik Herausgegeben von dr. Paulus Usteri, 7: 1–158.
- Petiver, J. (1702): *Gazophylacii naturæ & artis: singulis ad proprias tabulas & numeros relatis.* – Christ. Bateman, Londini, 96 pp.
- Phillips, J. (1829): Illustrations of the geology of Yorkshire: or, a description of the strata and organic remains. Part I, The Yorkshire Coast. – T. Wilson, York, 192 pp.  
<https://doi.org/10.5962/bhl.title.30592>
- Phillips, J. (1871): Geology of Oxford and the valley of the Thames. – Clarendon Press, Oxford, 532 pp.  
<https://doi.org/10.5962/bhl.title.32635>
- Phillips, J. (1875): Illustrations of the geology of Yorkshire: or, a description of the strata and organic remains. Part I, The Yorkshire Coast. 3<sup>rd</sup> edition. – R. Etheridge, London, 354 pp.
- Picquenard C.-A. (1922): Prodrome de la flore fossile du bassin houiller de Kergogne (Finistère). – Bulletin de la Société Géologique et Minéralogique de Bretagne, 2(3): 340–352.
- Pomel, A. (1849): Matériaux pour servir, à la flore fossile des terrains jurassiques de la France. – Amtlicher Bericht über die Versammlung Deutscher Naturforscher und Aerzte, 25: 332–354.
- Potonié, H. (1893): Die Flora des Rothliegenden von Thüringen. – Abhandlungen der Königlich Preussischen geologischen Landesanstalt, Neue Folge, 91: 1–298.
- Potonié, H. (1897): Lehrbuch der Pflanzenpalaeontologie mit besonderer Rücksicht auf die Bedürfnisse des Geologen, 2. – Ferdinand Dümmlers Verlagsbuchhandlung, Berlin, pp. 113–208.
- Potonié, H. (1904): Abbildungen und Beschreibungen fossiler Pflanzen-Reste. Lieferung II. – Königlich Preussischen Geologischen Landesanstalt, Berlin, 128 pp.  
<https://doi.org/10.5962/bhl.title.66686>
- Potonié, H. (1907): Abbildungen und Beschreibungen fossiler Pflanzen-Reste. Lieferung V. – Königlich Preussischen Geologischen Landesanstalt, Berlin, 100 pp.
- Pott, C., Kerp, H., Krings, M. (2007): Morphology and epidermal anatomy of *Nilssonia* (cycadalean foliage) from the Upper Triassic of Lunz (Lower Austria). – Review of Palaeobotany and Palynology, 143: 197–217.  
<https://doi.org/10.1016/j.revpalbo.2006.07.007>
- Pott, C., McLoughlin, S. (2009): Bennettitalean foliage in the Rhaetian-Bajocian (latest Triassic-Middle Jurassic) floras of Scania, southern Sweden. – Review of Palaeobotany and Palynology, 158 (1-2): 117–166.  
<https://doi.org/10.1016/j.revpalbo.2009.08.004>
- Presl, C. B. (1838): Beiträge zur Kunde vorweltlicher Pflanzen. – Verhandlungen der Gesellschaft des vaterländischen Museums in Böhmen, 16: 26–30.
- Presl, K. B. (1849): *Epimeliae Botanicae.* – A. Haase, Prague, 264 pp.  
<https://doi.org/10.5962/bhl.title.61845>
- Prynada, V. D. (1970): Iskopaemaja flora korvunchanskoj svity [Fossil flora of Korvunchansk Series]. – Nauka, Moscow, 78 pp. (in Russian)
- Pšenička, J., Zodrow, E. L. (2017): Cuticles from Pennsylvanian marattialean fern "*Pecopteris*" *polypodioides* (C. PRESL in Sternberg) NĚMEJC from Pilsen Basin (Czech Republic) and Sydney Coalfield (Canada). – Folia Musei Rerum Naturalium Bohemiae Occidentalis (Palaeontologica et Geologica), 51(1-2): 13–22.  
<https://doi.org/10.1515/fbgp-2017-0002>
- Pusch, G. G. (1837): Polens Paläontologie oder Abbildung und Beschreibung der vorzüglichsten und der noch unbeschriebenen Petrefakten aus den Gebirgsformationen in Polen, Volhynien und den Karpathen nebst einigen allgemeineren Beiträgen zur Petrefaktenkunde und einem Versuch zur Vervollständigung der Geschichte des Europäischen Auer-Ochsen. – E. Schweizerbart's Verlagshandlung, Stuttgart, 218 pp.
- Raciborski, M. (1890): Über die Osmundaceen und Schizaeaceen der Juraformation. – Botanische Jahrbücher, Leipzig, 13: 1–9.
- Raciborski, M. (1891): Flora retycka północnego stoku gór świętokrzyskich [Rhaetic flora of northern slope of the świętokrzyskie mountains] – Rozprawy Wydziału matematyczno-przyrodniczego Akademii Umiejętności w Krakowie, 3=23: 1-326. [in Polish] (1891): 53–68.
- Radczenko, G. P., Schvedow, N. A. (1940): Verkhnepaleozojskaja flora uglenosnykh otlozhenij zapadnoj chasti bassejna reki Nizhnej Tunguski [Upper Palaeozoic flora of coal measures of western part of the Nizhnaja Tunguska Basin]. – Trudy Arkticheskogo Nauchno-Issledovatel'skogo Instituta, 157: 1–140.
- Ralli, G. (1933): Le Bassin Houiller d'Héraclée et la Flore du Culm et du Houiller Moyen. – Imprimerie Zellitch Freres, Istanbul, 166 pp.
- Reichenbach, L. (1843): Gaa von Sachsen. Einleitung in die Flora von Sachsen. – Arnoldischen Buchhandlung, Dresden, Leipzig, 227 pp.
- Reid, E. M., Chandler, M. E. J. (1926): Catalogue of Cainozoic plants in the Department of Geology, British Museum Natural History – The Bembridge Flora. – British Museum (Natural History), London, 206 pp.  
<https://doi.org/10.5962/bhl.title.110151>
- Renault, B. (1876): Sur la fructification de quelques végétaux silicifiés, provenant des gisements d'Autun et de Saint-Étienne. – Comptes rendus hebdomadaires des séances de l'Académie des Sciences, Paris, 82(17): 992–995.

- Renger, K. (1866): Předvěké rostlinstvo křídového útvaru českého [Prehistoric vegetation of the Bohemian Cretaceous]. – *Živa*, 13(2): 133–139. (in Czech)
- Reuss, E. A. (1845): Die Versteinerungen der böhmischen Kreideformation, part 1. – E. Schweizerbart'sche Verlagsbuchhandlung, Stuttgart, 58 pp.
- Reuss, E. A. (1846): Die Versteinerungen der böhmischen Kreideformation, part 2. – E. Schweizerbart'sche Verlagsbuchhandlung, Stuttgart, 148 pp.
- Rhode, J. G. (1820): Beiträge zur Pflanzenkunde der Vorwelt. – Grafts, Barth und Comp., Breslau, 40 pp.
- Romanowski, G. D. (1890): Materialien zur Geologie von Turkestan, Teil III. [Historical geology of a paleontological character of the sedimentary formations of western Thian-Schan and of the valleys of Turan]. – St. Petersburg, 165 pp.
- Römer, F. (1825): Lethaea geognostica. Handbuch der Erdgeschichte mit Abbildungen der für die Formationen bezeichnendsten Versteinerungen. I. Lethaea Palaeozoica, 1. – E. Schweizerbart'sche Verlagsbuchhandlung, Stuttgart, pp. 1–48.
- Römer, F. (1843): Die Versteinerungen des Harzgebirges. – Hahnsche Hofbuchhandlung, Hannover, pp. 1–40.
- Roselt, G. (1952): Zur Flora des Unteren und Mittleren Keupers (Autoreferat). – *Wissenschaftliche Zeitschrift der Friedrich-Schiller-Universität Jena*, 2: 65–66.
- Rossmässler, E. A. (1840): Die Versteinerungen des Braunkohlensandsteins aus der Gegend von Altsattel in Böhmen (Elnbogener Kreises). – Arnoldischen Buchhandlung, Dresden, Leipzig, 42 pp.  
<https://doi.org/10.5962/bhl.title.147139>
- Roth, A. W. (1821): *Novae plantarum species praesertim Indiae orientalis. Ex collectione doct. Benj. Heynii. Cum descriptionibus et observationibus.* – H. Vogler, Halberstadt, 412 pp.  
<https://doi.org/10.5962/bhl.title.10723>
- Roussel, H. F. A. (1806): Flore du Calvados et terrains adjacents, composée suivant la méthode de Jussieu, comparée avec celle de Tournefort et de Linné. II e. Edition, dans laquelle les cryptogames sont distribuées par séries, où l'on a réuni quelques genres nouveaux. – F. Poisson, Caen, 371 pp.
- Ryba, F. (1904): Beitrag zur Kenntnis des Cannelkohlenflötzes bei Nýřan. – *Jahrbuch der Kaiserlich-königlichen geologischen Reichsanstalt*, 53(3): 351–372.
- Sagan, E. (1980): Neuentdeckte morphologische Einzelheiten von *Eleutherophyllum mirabile* STUR, *E. waldenburgense* ZIMMERMANN und *E. drepanophyciforme* R. et W. REMY. – *Acta Palaeobotanica*, 21(1): 9–26.
- Salfeld, H. (1909): Beiträge zur Kenntnis jurassischer Pflanzenreste aus Norddeutschland. – *Palaeontographica*, 57: 1–36.
- de Saporta, G. (1872): Paléontologie française ou description des fossiles de la France continuée par une réunion de paléontologistes sous la direction d'un comité spécial. 2e série. Plantes Jurassiques. vol. I, 7. – Masson édit., Paris, pp. 289–336.
- de Saporta, G. (1884): Paléontologie française ou description des fossiles de la France continuée par une réunion de paléontologistes sous la direction d'un comité spécial. 2<sup>e</sup> série. Plantes Jurassiques. vol. III, 33. – Masson édit., Paris, pp. 577–672.
- Schenk, A. (1859): Beiträge zur Kenntnis der fossilen Flora von Unterfranken I. – *Verhandlungen der Physikalisch-medizinische Gesellschaft in Würzburg*, 9: 191–196.
- Schenk, A. (1864): Beiträge zur Flora des Keupers und der rhätischen Formation. – *Berichte der naturforschenden Gesellschaft Bamberg*, 7: 51–142.
- Schenk, A. (1866): Die fossile Flora der Grenzsichten des Keupers und Lias Frankens, vol. II, 3. – C. W. Kreidel, Wiesbaden, pp. 33–96.
- Schimper, W. P. (1862): Les végétaux fossiles du terrain de transition des Vosges. – In: Koechlin-Schlumberger, J., Schimper, W. P., *Le terrain de transition des Vosges.* Imprimerie de Veuve Berger-Levrault, imprimeur de l'Académie, Strassbourg, pp. 309–343.
- Schimper, W. P. (1869): *Traité de paléontologie végétale, ou, La flore du monde primitif dans ses rapports avec les formations géologiques et la flore du monde actuel*, vol. I. – J. B. Baillié et fils, Paris, 740 pp.  
<https://doi.org/10.5962/bhl.title.60570>
- Schimper, W. P. (1870): *Traité de paléontologie végétale, ou, La flore du monde primitif dans ses rapports avec les formations géologiques et la flore du monde actuel*, vol. II, part 1. – J. B. Baillié et fils, Paris, 520 pp.  
<https://doi.org/10.5962/bhl.title.60570>
- Schimper, W. P. (1872): *Traité de paléontologie végétale, ou, La flore du monde primitif dans ses rapports avec les formations géologiques et la flore du monde actuel*, vol. II, part 2. – J. B. Baillié et fils, Paris, pp. 521–968.
- Schimper, W. P. (1874): *Traité de paléontologie végétale, ou, La flore du monde primitif dans ses rapports avec les formations géologiques et la flore du monde actuel*, vol. III. – J. B. Baillié et fils, Paris, 896 pp.
- Schimper, W. P., Mougeot, A. (1844): *Monographie des plantes fossiles du grès bigarré de la chaîne des Vosges.* – Guillaume Engelmann, Leipzig, 83 pp.  
<https://doi.org/10.5962/bhl.title.60227>
- Schimper, W. P., Schenk, A. (1887): *Palaeophytologie*, Abt. 2, H. 5. – In: Zittel, K. A. (ed.), *Handbuch der Palaeontologie.* R. Oldenbourg, München, Leipzig, pp. 397–492.
- Schlotheim, E. F. (1804): *Beschreibungen merkwürdiger Kräuter-Abdrücke und Pflanzen-Versteinerungen. Ein Beitrag zur Flora der Vorwelt, Erste Abteilung.* – Beckersche Buchhandlung, Gotha, 68 pp.
- Schlotheim, E. F. (1820): *Die Petrefactenkunde auf ihrem jetzigen Standpunkte durch die Beschreibung seiner Sammlung versteinerner und fossiler Überreste des Thier- und Pflanzenreichs der Vorwelt erläutert.* – Beckersche Buchhandlung, Gotha, 435 pp.

- Schlotheim, E. F. (1822): Nachträge zur Petrefaktenkunde I. – Beckersche Buchhandlung, Gotha, 100 pp.
- Schlotheim, E. F. (1832): Merkwürdige Versteinerungen aus der Petrefaktensammlung des verstorbenen wirklichen Geh. Rathes Freiherrn v. Schlotheim. – Beckersche Buchhandlung, Gotha, 40 pp.  
<https://doi.org/10.5962/bhl.title.44874>
- Schlüter, C. (1866): Ueber die Verbreitung der Gattung *Protopteris*. – Verhandlungen des Naturhistorischen Vereins der Preußischen Rheinlande und Westphalens, 23: 68.
- Schmiedel, C. C. (1780): Vorstellung einiger merkwürdigen Versteinerungen mit kurzen Anmerkungen versehen. – V. Bischoff, Nürnberg, 45 pp.
- Schweigert, G., Wulf, M., Dietl, G. (2011): Miscellanea aus dem Nusplinger Plattenkalk (Ober-Kimmeridium, Schwäbische Alb). 12, Die Wurmrohren der Gattung *Muensteria* STERNBERG. – Jahresberichte und Mitteilungen des Oberrheinischen Geologischen Vereins, 93: 89–98.  
<https://doi.org/10.1127/jmoggv/93/2011/89>
- Schweitzer, H.-J., Kirchner, K. (1995): Die rhäto-jurassischen Floren des Iran und Afghanistan: 8. Ginkgophyta. – Palaeontographica, B, 237: 1–58.
- Schweizer, C. (2006): The Bohemian National Museum and its scientific collaborations in the early nineteenth century. – Journal of the History of Collections, 18(2): 187–199.  
<https://doi.org/10.1093/jhc/fhl019>
- Semaka, A. (1962): Reconsiderarea grupului *Zamites schmiedelii* STERNBERG. – Dari de Seama ale Sedintelor Comitetului Geologic, 46: 94–99.
- Šetlík, J. (1923): *Aphlebia caryotoides* STBG. sp. [*Aphlebia caryotoides* STBG. sp.]. – Časopis pro mineralogii a geologii, 1(4):101–105. (in Czech)
- Šetlík, J. (1956): Příspěvek k poznání druhu *Noeggerathia foliosa* STERNBERG [Contribution to knowledge of species *Noeggerathia foliosa* STERNBERG]. – Rozpravy Ústředního ústavu geologického, 21: 1–74. (in Czech)
- Seward, A. C. (1898): Fossil plants, vol. I. – Cambridge University Press, Cambridge, 452 pp.
- Seward, A. C. (1900a): The Jurassic Flora I. The Yorkshire Coast. Catalogue of the Mesozoic plants in the Department of Geology, British Museum (Natural History) 3. – British Museum, London, 341 pp.
- Seward, A. C. (1900b): Notes on some Jurassic plants in the Manchester Museum. – Memoirs of the Manchester Literary and Philosophical Society, 44(8): 1–28.
- Seward, A. C. (1904): The Jurassic flora II. Liassic and Oolitic floras of England. Catalogue of the Mesozoic plants in the Department of Geology, British Museum (Natural History), 4. – British Museum, London, 192 pp.
- Seward, A. C. (1910): Fossil plants, vol. II. – Cambridge University Press, Cambridge, 624 pp.
- Seward, A. C. (1917): Fossil plants, vol. III. – Cambridge University Press, Cambridge, 656 pp.
- Seward, A. C. (1919): Fossil plants, vol. IV. – Cambridge University Press, Cambridge, 543 pp.
- Slater, S. M., Wellman, C. H. (2016): Middle Jurassic vegetation dynamics based on quantitative analysis of spore/pollen assemblages from the Ravenscar Group, North Yorkshire, UK. – Palaeontology, 59(2): 305–328.  
<https://doi.org/10.1111/pala.12229>
- Staffeu, F. A., Cowan, R. S. (1985): Taxonomic literature: a selective guide to botanical publications and collections with dates, commentaries and types, vol. 5 [Authors Sal–Ste]. – Regnum Vegetabile v. 112, Bohn, Scheltema & Holkema, Utrajecti, 1066 pp.
- Steinhauer, H. (1818): On fossil reliquia of unknown vegetables in the coal strata. – Transactions of the American Philosophical Society, N.S. I: 265–297.  
<https://doi.org/10.2307/1004912>
- Stenzel, C. G. (1854): Die Staarsteine. – Nova Acta physico-medica Academiae Caesareae Leopoldino-Carolinae, Naturae Curiosum, 24: 753–896.
- Sternberg, K. M. (1820): Versuch einer geognostisch-botanischen Darstellung der Flora der Vorwelt, Bd. I, H. 1. – in Commission im Deutschen Museum, F. Fleischer, Leipzig, 24 pp.
- Sternberg, K. M. (1821): Versuch einer geognostisch-botanischen Darstellung der Flora der Vorwelt, Bd. I, H. 2. – in Commission im Deutschen Museum, F. Fleischer, Leipzig, 33 pp.
- Sternberg, K. M. (1823): Versuch einer geognostisch-botanischen Darstellung der Flora der Vorwelt, Bd. I, H. 3. – Ernst Brenck's Wittwe, Regensburg, 39 pp.
- Sternberg, K. M. (1825): Versuch einer geognostisch-botanischen Darstellung der Flora der Vorwelt, Bd. I, H. 4. – Ernst Brenck's Wittwe, Regensburg, 48 pp., tent. I–XLII.
- Sternberg, K. M. (1827a): [Recensionen] Antediluvian phytology, illustrated by a collection of the fossil remains of plants, peculiar to the coal formations of Great Britain. By Edmund Tyrell Artis. London 1825. XIII. 21. XXI. – Flora, 10/1(9): 129–143.
- Sternberg, K. M. (1827b): [Recensionen] Versuch einer geognostisch-botanischen Darstellung der Flora der Vorwelt; vom Grafen Kaspar v. Sternberg (Beschluss). – Flora, 10/1(22): 337–346.
- Sternberg, K. M. (1833): Versuch einer geognostisch-botanischen Darstellung der Flora der Vorwelt, Bd. II, H. 5, 6. – J. Spurny, Prag, 80 pp.
- Sternberg, K. M. (1836): Rede des Präsidenten Grafen Kaspar Sternberg, in der Generalversammlung des böhmischen Museums am 6. April 1836; Beilage B. – Verhandlungen der Gesellschaft des Vaterländischen Museums in Böhmen, 14: 15–35.
- Sternberg, K. M. (1837): *Huttonia spicata*. – Verhandlungen der Gesellschaft der Vaterländischen Museums in Böhmen, (1837): 69–70.

- Sternberg, K. M. (1838): Versuch einer geognostisch-botanischen Darstellung der Flora der Vorwelt, Bd. II, H. 7, 8. – G. Haase und Söhne, Prag, pp. 81–220.
- Sterzel, J. T. (1881): Paläontologischer Charakter der oberen Steinkohlenformation und des Rotliegenden im erzgebirgischen Becken. – Bericht der Naturwissenschaftlichen Gesellschaft zu Chemnitz, 7: 155–270.
- Sterzel, J. T. (1893): Die Flora des Rothliegenden im Plauenschen Grunde bei Dresden. – Abhandlungen der mathematisch-physischen Classe der Königlich sächsischen Gesellschaft der Wissenschaften, 19: 1–172.
- Sterzel, J. T. (1907): Die Karbon- und Rotliegenden Floren im Grossherzogtum Baden. – Mitteilungen der Grossherzoglich Badischen Geologischen Landesanstalt, 5: 347–892.
- Stockmans, F., Williere, Y. (1953): Végétaux namuriens de la Belgique. – Publication, Association pour l'Étude de la paléontologie et de la stratigraphie Houillères, 13: 382 pp.
- Stokes, C., Webb, P. B. (1824): Description of some fossil vegetables of the Tilgate forest in Sussex. – Transactions of the Geological Society, 1: 423–426. (The authors names do not appear in the title of the paper.)
- Storch, D. (1966): Die Arten der Gattung *Sphenophyllum* BRONGNIART im Zwickau-Lugau-Oelsnitzer Steinkohlenrevier. Ein Beitrag zur Revision der Gattung. – Paläontologische Abhandlungen, B, 2(2): 195–326.
- Storch, D. (1981): Der Startpunkt der paläobotanischen Literatur. – Taxon, 30(1): 209–218.
- Stur, D. (1874): Einiges über Sphenopteriden der sächsischen Steinkohlenformation. – Verhandlungen der Kaiserlich-königlichen geologischen Reichsanstalt, 13: 312–318.
- Stur, D. (1877): Die Culm-Flora der Ostrauer und Waldenburger Schichten. Beiträge zur Kenntniss der Flora der Vorwelt, vol. II. – Abhandlungen der Kaiserlich-königlichen Geologischen Reichsanstalt, 7: 195–213.
- Stur, D. (1881): Zur Morphologie der Calamarien. – Sitzungsberichte der Kaiserlichen Akademie der Wissenschaften, Mathematisch-Naturwissenschaftliche Classe, 83(1): 409–472.
- Stur, D. (1883): Zur morphologie und systematik der Culm- und Carbonfärne. – Sitzungsberichte der Kaiserlichen Akademie der Wissenschaften, Mathematisch-Naturwissenschaftliche Classe, 88(1): 623–846.
- Stur, D. (1885): Beiträge zur Kenntniss der Flora der Vorwelt, II. Die Carbon-Flora der Schatzlarer Schichten. – Abhandlungen der Kaiserlich-königlichen geologischen Reichsanstalt, 11(1): 1–418.
- Šimůnek, Z. (2009): A large specimen and cuticles of *Paripteris gigantea* (STERNBERG) GOTHAN from its type area Žacléř (Pennsylvanian, Czech Republic). – Bulletin of Geosciences, 84(2): 269–282.  
<https://doi.org/10.3140/bull.geosci.1119>
- Šimůnek, Z., Bek, J. (2003): Noeggerathiaceae from the Carboniferous basins of the Bohemian Massif. – Review of Palaeobotany and Palynology, 125(3): 249–284.  
[https://doi.org/10.1016/S0034-6667\(03\)00004-6](https://doi.org/10.1016/S0034-6667(03)00004-6)
- Šimůnek, Z., Opluštil, S., Drábková, J. (2009): *Cordaites borassifolius* (STERNBERG) UNGER (Cordaitales) from the Radnice Basin (Bossovian, Czech Republic). – Bulletin of Geosciences, 84(2): 301–336.  
<https://doi.org/10.3140/bull.geosci.1130>
- Takhtajan, A. N. (1958): A taxonomic study of Tertiary Fan Palms of the USSR. – Botanicheskij zhurnal, 43: 1661–1673.
- Takhtajan, A. N., Gokhtuni, N. G. (1972): Pozdnesarmatskie rastenija iz Nakhichevanskikh solenosnykh otlozhenij [Lowersarmatian plants from Nakhichevan salt-bearing strata]. – Botanicheskij zhurnal, 57(2): 247–250. (in Russian)
- Taylor, T. N., Taylor, E. L. (1993): The biology and evolution of fossil plants. First edition. – Prentice-Hall, Simon & Schuster, Englewood Cliffs, New Jersey, 982 pp.
- Tenchov, Y. G. (2012): *Mariopteris*, *Dicksonites* and *Fortopteris* from the Dobrudzha Coalfield, Bulgaria. – Geologica Balcanica, 41(1-3): 39–51.
- Teodoridis, V., Sakala, J. (2008): Early Miocene conifer macrofossils from the Most Basin (Czech Republic). – Neues Jahrbuch für Geologie und Paläontologie – Abhandlungen, 250(3): 287–312.  
<https://doi.org/10.1127/0077-7749/2008/0250-0287>
- Thomas, B. A. (1970): Epidermal studies in the interpretation of *Lepidodendron* species. – Palaeontology, 13: 145–173.
- Thomas, B. A., Zodrow, E., Cleal, C. J. (2009): Leafy branches of *Bothrodendron punctatum* from the Moscovian (Asturian) of Nova Scotia, Canada. – Atlantic Geology, 46: 1–6.  
<https://doi.org/10.4138/atlgeol.2010.001>
- Turland, N. J., Wiersma, J. H., Barrie, F. R., Greuter, W., Hawksworth, D. L., Herendeen, P. S., Knapp, S., Kusber, W.-H., Li, D.-Z., Marhold, K., May, T. W., McNeill, J., Monro, A. M., Prado, J., Price, M. J., Smith, G. F. (2018): International Code of Nomenclature for algae, fungi, and plants (Shenzhen Code). – Koeltz Botanical Books, Glashütten, 254 pp.  
<https://doi.org/10.12705/Code.2018>
- Uchman, A., Caruso, C., Maurizio, S. (2012): Taxonomic review of *Chondrites affinis* (STERNBERG, 1833), from Cretaceous-Neogene offshore-deep-sea Tethyan sediments and recommendation for its further use. – Rivista Italiana di Paleontologia e Stratigrafia, 118(2): 313–324.
- Unger, F. (1838): Reisenotizen von Jahre 1838. – Steyermärkische Zeitschrift, 5(2): 75–128.
- Unger, F. (1842): Chloris protogaea. Beiträge zur Flora der Vorwelt, Heft 2, 3. – Wilhelm Engelmann, Leipzig, pp. 17–44.
- Unger, F. (1845): Synopsis plantarum fossilium. – Leopold Voss, Leipzig, 320 pp.
- Unger, F. (1847): Chloris protogaea. Beiträge zur Flora der Vorwelt, Heft 8, 9. – Wilhelm Engelmann, Leipzig, pp. 93–150.  
<https://doi.org/10.5962/bhl.title.141709>

- Unger, F. (1849): Blätterabdrücke aus dem Schwefelflöze von Swoszowice im Galicien. – Naturwissenschaftliche Abhandlungen, 3(1. Abth.): 121–128.
- Unger, F. (1850a): Genera et species plantarum fossilium. – Wilhelm Braunmüller, Wien, 627 pp.
- Unger, F. (1850b): Die Gattung *Glyptostrobus* in der Tertiär-Formation. – Sitzungsberichte der Kaiserlichen Akademie der Wissenschaften, Mathematisch, Naturwissenschaftliche Klasse, 5: 434–435.
- Unger, F. (1850c): Die Pflanzenreste im Salzstock von Wieliczka. – Denkschriften der Kaiserlichen Akademie der Wissenschaften, Mathematisch-Naturwissenschaftliche Classe, 1: 311–322.
- Unger, F. (1861): Sylloge plantarum fossilium. Sammlung fossiler Pflanzen besonders aus der Tertiär-Formation. – Denkschriften der Kaiserlichen Akademie der Wissenschaften, Mathematisch-Naturwissenschaftliche Classe, 19(1): 1–48.
- Vassiljev, V., Zhilin, S. G. (1968): On the legitimate name of the first of the described Tertiary species of the genus *Comptonia* (Myricaceae). – Taxon, 17(5): 557–558.  
<https://doi.org/10.2307/1216065>
- Velenovský, J. (1888): Die Färne der böhmischen Kreideformation. – Abhandlungen der königlichen böhmische Gesellschaft der Wissenschaften, 7(2): 1–32.
- Velenovský, J., Viniklář, L. (1926): Flora cretacea Bohemiae. Nové dodatky k české křídové květeně I. [Neue Beiträge zur böhmischen Kreideflora I]. – Rozpravy Státního geologického ústavu, 1: 1–57. (in Czech)
- Viniklář, L. (1931): Vývoj české přírodovědy [Development of Czech natural science]. – nákladem Přírodovědeckého klubu v Praze, Praha, 187 pp.
- Volkman, G. A. (1720): Silesia subterranea oder Schlesien mit seinen unterirdischen Schätzen I. – M. G. Weisman, Leipzig, 192 pp.
- Vologdin, A. G. (1962): Drevnie vodorosly SSSR. – Nauka, Moskva, 656 pp.
- Wagner, R. H. (1959): Some Stephanian peccopterids from NW. Spain. – Mededelingen van de Geologische Stichting, New Series, 12: 5–23.
- Wagner, R. H. (1962): A brief review of the stratigraphy and floral succession of the Carboniferous in NW. Spain. – In: van der Waals, L. (ed.), Quatrième Congrès pour l'avancement des études de stratigraphie et de géologie du Carbonifère, Tome II., Heerlen 15–20 Septembre 1958, Comptes Rendu. Ernest van Aelst, Maastricht, pp. 753–762.
- Wagner, R. H. (1963): Sur les *Callipteridium* du Westphalien supérieur et du Stéphanien. – Comptes Rendus de l'Académie des Sciences, 257(3): 719–721.
- Wagner, R. H., Álvarez-Vázquez, C. (2008): A revision of the Lower Pennsylvanian *Alethopteris lonchitica* (auctorum) and its identity with *Alethopteris urophylla*. – Revista Española de Paleontología, 23(2): 157–192.
- Walch, J. E. I. (1771): Die Naturgeschichte der Versteinerungen zur Erläuterung der Knorr'schen Sammlung von Merkwürdigkeiten der Natur. Dritter Theil. – Paul Johann Felßecker, Nürnberg, 235 pp.
- Waldstein-Wartenburg, F., Kitaibel, P. (1803–1805): Descriptiones et icones plantarum rariorum Hungariae, vol. II. – Typis Matthiae Andrae Schmidt, Vienna, pp. 105–220.
- Walther, H. (1968): Zur Nomenklatur von *Acer "trilobatum"*. – Monatsberichte der Deutschen Akademie der Wissenschaften zu Berlin, 10(8): 630–638.
- Walther, H., Kvaček, Z. (2007): Early Oligocene flora of Seifhennersdorf (Saxony). – Sborník Národního muzea v Praze, řada B, Přírodní vědy [Acta Musei Nationalis Pragae, Series B, Historia Naturalis], 63(2-4): 85–174.
- Wang, Q. (2007): Proposal to conserve the name *Lepidophloios* with that spelling (fossil Lycopsida). – Taxon, 56(1): 268–269.
- Wang, Q. (2011): Proposal to conserve the name *Nilssonia* with that spelling (fossil Cycadopsida, Nilssoniaceae). – Taxon, 60(1): 240.  
<https://doi.org/10.1002/tax.601031>
- Ward, L. F. (1899): The Cretaceous Formation of the Black hills, as indicated by the fossil plants. – Annual Report of the United States Geological Survey, 19: 521–958.
- Ward, L. F. (1900): Status of the Mesozoic floras of the United States. The older Mesozoic. – Annual Report of the United States Geological Survey, 20(2): 213–430.  
<https://doi.org/10.5962/bhl.title.55100>
- Watson, J., Sincock, C. A. (1992): Bennettitales of the English Wealden. – Monograph of the Palaeontographical Society, 588(145): 1–228.
- Webb, J. A. (2001): A new marattialean fern from the Middle Triassic of eastern Australia. – Proceedings of the Linnean Society of New South Wales, 123: 215–224.
- Weber, R. (1968): Die fossile Flora der Rhät-Lias-Übergangsschichten von Bayreuth (Oberfranken) unter besonderer Berücksichtigung der Coenologie. – Erlanger geologische Abhandlungen, 72: 1–73.
- Weiss, C. E. (1869): Fossile Flora der jüngsten Steinkohlenformation und des Rothliegenden im Saar-Rhein-Gebiete, 1. – A. Henry, Bonn, 100 pp.
- Weiss, C. E. (1876): Steinkohlen-Calamarien mit besonderer Berücksichtigung ihrer Fructificationen I, Beiträge zur fossilen Flora. – Abhandlungen zur geologischen Specialkarte von Preussen und den Thüringischen Staaten, 2(1): 1–149.
- Weiss, C. E. (1884): Steinkohlen-Calamarien II, Beiträge zur fossilen Flora, III. – Abhandlungen zur geologischen Specialkarte von Preussen und den Thüringischen Staaten, 5(2): 1–204.
- Weiss, C. E. (1887): Beiträge zur fossilen Flora IV. Die Sigillarien der preussischen Steinkohlengebiete I, Die Gruppe der Favularen. – Abhandlungen zur geologischen Specialkarte von Preussen und den Thüringischen Staaten, 7(3): 1–68.

- Wesley, A. (1958): Contributions to the knowledge of the flora of the Grey Limestones of Veneto: Part II, A revision of the “Flora fossilis formationis oolithicae” of de Zigno. – Centro studi di petrografia e geologia del Consiglio nazionale delle ricerche presso l’Università di Padova, Padova, 55 pp.
- Weyland, H. (1943): Beiträge zur Kenntnis der rheinischen Tertiärflora. VI. – *Palaeontographica*, B, 87: 96–136.
- White, D. (1898): *Omphalophloios*, a new lepidodendroid type. – *Geological Society of America Bulletin*, 9: 329–342.  
<https://doi.org/10.1130/GSAB-9-329>
- White, D. (1943): Lower Pennsylvanian species of *Mariopteris*, *Eremopteris*, *Diplothmema* and *Aneimites* from the Appalachian Region. – U.S. Geological Survey Professional Paper, 197C: 1–103.  
<https://doi.org/10.3133/pp197C>
- Wiersema, J. H., Turland, N. J., Barrie, F. R., Greuter, W., Hawksworth, D. L., Herendeen, P. S., Knapp, S., Kusber, W.-H., Li, D.-Z., Marhold, K., May, T. W., McNeill, J., Monro, A. M., Prado, J., Price, M. J., Smith, G. F. (eds.) (2018+) [continuously updated]: International Code of Nomenclature for algae, fungi, and plants (Shenzhen Code) adopted by the Nineteenth International Botanical Congress Shenzhen, China, July 2017: Appendices I–VII. Online at < <https://naturalhistory2.si.edu/botany/codes-proposals/> > [accessed 20 December 2020].
- Wimmer, F. (1844): Flora von Schlesien, preussischen und österreichischen Antheils, vol. II. – F. Hirt, Breslau, 225 pp.
- Witham, H. (1833): The internal Structures of Fossil Vegetables found in the Carboniferous and Oolitic deposits of Great Britain. – Adam et Charles Black, Edinburgh; Lonman, Rees, Orme, Brown, London, 84 pp.  
<https://doi.org/10.5962/bhl.title.66796>
- Wittry, J., Glasspool, I. J., Béthoux, O., Koll, R., Cleal, C. J. (2015): A revision of the Pennsylvanian marattialean fern *Labiopteris vestita* auct. and related species. – *Journal of Systematic Palaeontology*, 13(8): 615–643.  
<https://doi.org/10.1080/14772019.2014.936915>
- Wood, H. C. (1860): Contributions to the Carboniferous flora of the United States. – *Proceedings of the Academy of Natural Sciences*, 12: 236–240.
- Zaklinskaya, E. D. (1957): Stratigraficheskoe znachenie pyltsy golosemennykh kajnozojskikh otlozhenij Pavlodarskogo Priirtyshja i Severnogo Priaralja [Stratigraphical importance of gymnosperm pollen of Cainozoic sediments of Pavlodarskoe Priirtishie and Northern Priaralye]. – *Trudy Geologicheskogo Instituta Akademii Nauk SSSR*, 6: 1–92. (in Russian)
- Zeiller, R. (1879): Explication de la carte géologique de la France, Seconde Partie, Végétaux fossiles du terrain houiller de la France, extract du tome IV. – J. B. Baillière et fils, Paris, pp. 1–185. (Atlas 1878).
- Zeiller, R. (1885): Note sur la flore et sur le niveau relatif des couches houillères de la Grand’Combe (Gard). – *Bulletin de la Société Géologique de France*, 3(13): 131–149.
- Zeiller, R. (1899): Étude sur la flore fossile du bassin houiller d’Héraclée. – *Mémoires de la Société Géologique de France, Paléontologie*, Paris, 91 pp.  
<https://doi.org/10.5962/bhl.title.110944>
- Zeiller, R. (1900): Éléments de paléobotanique. – Georges Carré et C. Naud, Paris, 421 pp.
- Zeiller, R. (1911): Sur une flore triasique découverte a Madagascar par M. Perrier de la Bathie. – *Comptes rendus hebdomadaires des séances de l’Académie des sciences*, 153(4): 230–235.
- Zenker, J. C. (1833): Beschreibung von *Galium sphenophylloides*. – *Neues Jahrbuch für Mineralogie*, (1833): 398.
- Zijlstra, G., Kustatscher, E., van Konijnenburg-van Cittert, J. H. A. (2010): Proposals to conserve the name *Danaeopsis* HEER ex SCHIMP (fossil Pteridophyta) against *Marantoidea* (fossil Pteridophyta) and *Danaeopsis* C.PRESL (recent Pteridophyta) and the name *Taeniopteris marantacea* (fossil Pteridophyta) with a conserved. – *Taxon*, 59(6): 1904–1906.  
<https://doi.org/10.1002/tax.596034>
- Zijlstra, G., van Konijnenburg-van Cittert, J. H. A. (2000): Proposal to conserve the name *Araucarites* C.PRESL (Fossil Gymnospermae, Coniferales, Araucariaceae) against *Araucarites* ENDL. (Fossil Gymnospermae, Coniferales). – *Taxon*, 49(2): 279–280.  
<https://doi.org/10.2307/1223841>
- Zijlstra, G., van Konijnenburg-van Cittert, J. H. A. (2020): Proposal to conserve the name *Zamites* (fossil Cycadophyta: Bennettitales) with a conserved type. – *Taxon*, <https://doi.org/10.1002/tax.12343>
- Zijlstra, G., van Konijnenburg-van Cittert, J. H. A., Cleal, C. J. (2016): Proposal to conserve the names *Taeniopteris* and *T. vittata* with a conserved type (fossil Tracheophyta: ‘Taeniopterides’). – *Taxon*, 65(2): 399–400.  
<https://doi.org/10.12705/652.30>
- Zimmermann, W. (1959): Phylogenie der Pflanzen. – G. Fischer, Stuttgart, p. 777.
- Zittel, K. A. (1880): Handbuch der Palaeontologie, II. – R. Oldenbourg, München, Leipzig, 958 pp.  
<https://doi.org/10.5962/bhl.title.61419>
- Zodrow, E. L. (1989): Revision of Silesian sphenophyll biostratigraphy of Canada. – *Review of Palaeobotany and Palynology*, 58: 301–331.  
[https://doi.org/10.1016/0034-6667\(89\)90090-0](https://doi.org/10.1016/0034-6667(89)90090-0)
- Zodrow, E. L. (1990): Revision and emendation of *Pecopteris arborescens* group, Permo-Carboniferous. – *Palaeontographica*, Abt. B, 217(1-3): 1–49.

# Plates

Figures of type specimens are depicted with a scale bar for each specimen. They are arranged on plates, mostly in alphabetical order by epithet (as far as was possible, given publishing constraints due to image shapes and sizes). Figures showing newly re-covered type specimens and other (non-type) material published by Sternberg and his co-workers are at the end.






Fig. 1 - *Cyclopteris alpina* C.PRESL in Sternberg 1838, holotype, vol. II, 7/8, p. 135, pl. 39, fig. 3 (NM-E 158);  
 Fig. 2 - *Chondrites acicularis* C.PRESL in Sternberg 1838, holotype, vol. II, 7/8, p. 104, pl. 27, fig. 4 (NM-E 32);  
 Fig. 3 - *Syringodendron alternans* STERNB. 1825, holotype, vol. I, 4, p. 45, tent. p. 24, pl. 58, fig. 2 (NM-E 85);  
 Fig. 4 - *Pecopteris alpina* C.PRESL in Sternberg 1838, holotype, vol. II, 7/8, p. 147, pl. 39, fig. 5 (NM-E 159);  
 Fig. 5 - *Sagenopteris acuminata* C.PRESL in Sternberg 1838, holotype, vol. II, 7/8, p. 165, pl. 35, fig. 3 (NM-E 153).

PLATE 2




Fig. 1 - *Lepidodendron aculeatum* STERNB. 1820, holotype, vol. I, 1, p. 20, tent. p. 23, pl. 6, fig. 2 (NM-E 4671);  
Fig. 2 - *Carpolithes acuminatus* STERNB. 1825, holotype, vol. I, 4, tent. p. 40, Sternb. 1820, vol. I, 1, pl. 7, fig. 4 (NM-E 1198);  
Fig. 3 - *Bergeria acuta* C.PRESL in Sternberg 1838, holotype, vol. II, 7/8, p. 184, pl. 48, fig. 1a (NM-E 93);  
Fig. 4 - *Bergeria acuta* C.PRESL in Sternberg 1838, holotype, vol. II, 7/8, p. 184, pl. 48, fig. 1b (NM-E 1835).



Fig. 1 - *Sphenopteris acutiloba* STERNB. 1833, holotype, vol. II, 5/6, p. 60, pl. 20, fig. 6 (NM-E 963);  
 Fig. 2 - *Dammarites albens* C.PRESL in Sternberg 1838, holotype, vol. II, 7/8, p. 203, pl. 52, figs 11, 12 (NM-F 82);  
 Fig. 3 - *Chondrites aequalis* (BRONGN.) STERNB. var. *simplex* STERNB. 1833, holotype, vol. II, 5/6, p. 26, pl. 9, fig. 1 (NM-E 17a);  
 Fig. 4 - *Sphaerococcites affinis* STERNB. 1833, holotype, vol. II, 5/6, p. 28, pl. 7, fig. 1 (NM-E 11).

PLATE 4



Fig. 1 - *Neuropteris alpina* STERNB. 1833, syntype, vol. II, 5/6, p. 76, pl. 22, fig. 2 (NM-E 149);  
Fig. 2 - *Sagenaria affinis* C.PRESL in Sternberg 1838, holotype, vol. II, 7/8, p. 180, pl. 68, fig. 9 (NM-K 370);  
Fig. 3 - *Bergeria angulata* C.PRESL in Sternberg 1838, holotype, vol. II, 7/8, p. 184, pl. 68, fig. 17 (NM-E 105);  
Fig. 4 - *Strephopteris ambigua* C.PRESL in Sternberg 1838, holotype, vol. II, 7/8, p. 120, pl. 50, fig. 2a,b (NM-E 162a);  
Fig. 5 - *Phyllites ambiguus* STERNB. 1825, holotype, vol. I, 4, p. 39, pl. 42, fig. 1 (NM-K 328).




Fig. 1 - *Cycadites angustifolius* C.PRESL in Sternberg 1838, holotype, vol. II, 7/8, p. 195, pl. 44 (NM-G 6484);  
 Fig. 2 - *Pecopteris angustissima* STERNB. 1825, holotype, vol. I, 4, tent. p. 18, Sternb. 1821 vol. I, 1, pl. 23, fig. 1a,b (NM-E 123);  
 Fig. 3 - *Equisetites areolatus* C.PRESL in Sternberg 1838, holotype, vol. II, 7/8, p. 107, pl. 30, fig. 3 (NM-K 402);  
 Fig. 4 - *Carpolithes bicuspidatus* STERNB. 1825, holotype, vol. I, 4, tent. p. 40, Sternb. 1820, vol. I, 1, pl. 7, fig. 8 (NM-E 1219);  
 Fig. 5 - *Lepidodendron anglicum* STERNB. 1823, holotype, vol. I, 3, p. 35, tent. p. 38, pl. 29, fig. 3 (NM-E 1431).

PLATE 6




Fig. 1 - *Volkmannia arborescens* STERNB. 1833, holotype, vol. II, 5/6, p. 52, pl. 14, fig. 1 (NM-E 4736);  
 Fig. 2 - *Pecopteris aspidioides* STERNB. 1825, holotype, vol. I, 4, p. 42, tent. p. 20, pl. 50, fig. 5 (NM-E 135);  
 Fig. 3 - *Tithymalites biformis* C.PRESL in Sternberg 1838, syntype, vol. II, 7/8, p. 205, pl. 53, figs 1-6 (NM-E 112);  
 Fig. 4 - *Palmacites astrocariiformis* STERNB. 1825, holotype, vol. I, 4, tent. p. 35, Sternb. 1820, vol. I, 1, pl. 8, fig. 23 (NM-E 1212);  
 Fig. 5 - *Carpolithes annularis* STERNB. 1825, holotype, vol. I, 4, tent. p. 40, Sternb. 1820, vol. I, 1, pl. 7, fig. 15 (NM-E 1207).



Fig. 1 - *Pecopteris bifurcata* STERNB. 1825, holotype, vol. I, 4, p. 40, tent. p. 19, pl. 59, fig. 2 (NM-E 137);  
 Fig. 2 - *Delesserites bertrandii* (BRONGN.) BRONGN. var. *prolifer* STERNB. 1833, holotype, vol. II, 5/6, p. 33, pl. 10, fig. 3 (NM-E 22a);  
 Fig. 3 - *Conites armatus* STERNB. 1825, holotype, vol. I, 4, p. 41, tent. p. 39, pl. 46, fig. 1 (NM-E 4737);  
 Fig. 4 - *Antholithes cernuus* STERNB. 1823, syntype, vol. I, 3, p. 39, pl. 29, fig. 2 (NM-E 1636);  
 Fig. 5 - *Palmacites caryotoides* STERNB. 1825, holotype, vol. I, 4, p. 42, tent. p. 35, pl. 48, fig. 2 (NM-E 134).

PLATE 8



*Flabellaria borassifolia* STERNB. 1821, holotype, vol. I, 2, tent. pp. 28, 32, pl. 18 (NM-E 5738).






Fig. 1 - *Carpolithes cerasiformis* C.PRESL in Sternberg 1838, holotype, vol. II, 7/8, p. 208, pl. 10, fig. 9 (NM-E 1218);  
 Fig. 2 - *Cycadites columnaris* C.PRESL in Sternberg 1838, syntype, vol. II, 7/8, p. 194, pl. 47, fig. 3 (NM-E 92);  
 Fig. 3 - *Delesserites bertrandii* (BRONGN.) BRONGN. var. *scyphiphorus* STERNB. 1833, holotype, vol. II, 5/6, p. 33, pl. 24, fig. 3 (NM-E 27);  
 Fig. 4 - *Cycadites columnaris* C.PRESL in Sternberg 1838, syntype, vol. II, 7/8, p. 194, pl. 47, fig. 1 (NM-E 2474, E 2475, E 2476).

PLATE 10




Fig. 1 - *Halymenites cactiformis* STERNB. 1833, holotype, vol. II, 5/6, p. 29, pl. 2, fig. 2 (NM-E 2);  
 Fig. 2 - *Halymenites concaneatus* STERNB. 1833, holotype, vol. II, 5/6, p. 30, pl. 2, fig. 1 (NM-K 325);  
 Fig. 3 - *Carpolithes compositus* C.PRESL in Sternberg 1838, holotype, vol. II, 7/8, p. 208, pl. 58, fig. 21 (NM-E 197a);  
 Fig. 4 - *Carpolithes compositus* C.PRESL in Sternberg 1838, holotype, vol. II, 7/8, p. 208, pl. 58, fig. 22 (NM-E 197b);  
 Fig. 5 - *Caulerpites candelabrum* STERNB. 1833, holotype, vol. II, 5/6, p. 21, pl. 7, fig. 4 (NM-E 14);  
 Fig. 6 - *Sagenaria caudata* C.PRESL in Sternberg 1838, holotype, vol. II, 7/8, p. 178, pl. 68, fig. 7 (NM-E 101).



Fig. 1 - *Caulerpites colubrinus* STERNB. 1833, holotype, vol. II, 5/6, p. 21, pl. 4, fig. 4 (NM-E 8);  
 Fig. 2 - *Carpolithes clavatus* STERNB. 1825, holotype, vol. I, 4, tent. p. 40, Sternberg 1820, vol. I, 1, pl. 7, fig. 14a,b (NM-E 1216);  
 Fig. 3 - *Juglandites costatus* C.PRESL in Sternberg 1838, lectotype, vol. II, 7/8, p. 207, pl. 58, fig. 10 (NM-E 193);  
 Fig. 4a - *Odontopteris bucklandii* STERNB. 1833, holotype, vol. II, 5/6, p. 79, pl. 23, fig. 2 (NM-E 167a);  
 Fig. 4b - *Odontopteris digitata* STERNB. 1833, holotype, vol. II, 5/6, p. 77, pl. 23, fig. 3 (NM-E 167b);  
 Fig. 5 - *Sphaerococcites ciliatus* STERNB. 1833, holotype, vol. II, 5/6, p. 28, pl. 4, fig. 1 (NM-E 6a).

PLATE 12




Fig. 1 - *Antholithes cernuus* STERNB. 1823, syntype, vol. I, 3, p. 39, pl. 29, fig. 1 (NM-E 4746);  
 Fig. 2 - *Carpolithes corculum* STERNB. 1825, holotype, vol. I, 4, tent. p. 40, Sternb. 1820, vol. I, 1, pl. 7, fig. 6 (NM-E 4915);  
 Fig. 3 - *Carpolithes contractus* STERNB. 1825, holotype, vol. I, 4, tent. p. 40, Sternb. 1820, vol. I, 1, pl. 7, fig. 7 (NM-E 1203);  
 Fig. 4 - *Carpolithes convexus* STERNB. 1825, holotype, vol. I, 4, tent. p. 40, Sternb. 1820, vol. I, 1, pl. 7, fig. 18 (NM-E 1194);  
 Fig. 5 - *Chondrites cretaceus* C.PRESL in Sternberg 1838, ?holotype, vol. II, 7/8, p. 103, pl. 34, fig. 23 (NM-K 352).





Fig. 1 - *Bechera charaeformis* STERNB. 1825, syntype, vol. I, 4, p. 45, tent. p. 30, pl. 55, fig. 5 (NM-E 50);  
 Fig. 2 - *Zamites cordae* STERNB. 1838, syntype, vol. II, 7/8, p. 196, pl. 55, fig. 1 (NM-E 114 b);  
 Fig. 3 - *Zamites cordae* STERNB. 1838, syntype, vol. II, 7/8, p. 196, pl. 55, fig. 3 (NM-E 95);  
 Fig. 4 - *Phyllites crenulatus* STERNB. 1825, holotype, vol. I, 4, p. 40, pl. 44, fig. 2 (NM-K 332);  
 Fig. 5 - *Zamites cordae* STERNB. 1838, syntype, vol. II, 7/8, p. 196, pl. 55, fig. 2 (NM-E 115).

PLATE 14




1

1 cm



2




3

1 cm



4

1 cm



5

1 cm

Fig. 1 - *Codites crassipes* STERNB. 1833, holotype, vol. II, 5/6, p. 20, pl. 2, fig. 3 (NM-E 4b);  
 Fig. 2 - *Juglandites costatus* C.PRESL in Sternberg 1838, syntype, vol. II, 7/8, p. 207, pl. 58, fig. 8 (NM-E 194);  
 Fig. 3 - *Juglandites costatus* C.PRESL in Sternberg 1838, paralectotype, vol. II, 7/8, p. 207, pl. 58, figs 12, 13 (NM-E 195a);  
 Fig. 4 - *Equisetites cuspidatus* C.PRESL in Sternberg 1838, syntype, vol. II, 7/8, p. 106, pl. 31, fig. 8 (NM-E 70);  
 Fig. 5 - *Zamites cordai* STERNB. 1838, syntype, vol. II, 7/8, p. 196, pl. 55, fig. 4 (NM-E 96).




Fig. 1 - *Calamoxylon cycadeum* CORDA in Sternberg 1838, holotype, vol. II, 7/8, p. 195, pl. 54, figs 8, 9, 10–13 (NM-E 113);  
 Fig. 2 - *Neuropteris conferta* STERNB. 1825, lectotype, vol. I, 4, tent. p. 17, Sternb. 1833, vol. II, 5/6, p. 75, pl. 22, fig. 5 (NM-E 151);  
 Fig. 3 - *Carpolithes copulatus* STERNB. 1825, holotype, vol. I, 4, tent. p. 40, Sternb. 1820, vol. I, 1, pl. 8, fig. 26 (NM-E 1213);  
 Fig. 4 - *Carpolithes disciformis* STERNB. 1825, holotype, vol. I, 4, tent. p. 40, 1820, vol. I, 1, pl. 7, fig. 13 (NM-E 862);  
 Fig. 5 - *Psaronius cyatheiformis* CORDA in Sternberg 1838, holotype, vol. II, 7/8, p. 174, pl. 60, fig. 3, pls 62, 63 (NM-E 4630);  
 Fig. 6 - *Neuropteris distans* STERNB. 1825, holotype, vol. I, 4, tent. p. 17, (NM-E 147);  
 Fig. 7 - *Pecopteris crenata* STERNB. 1825, holotype, vol. I, 4, tent. p. 20, Sternb. 1833, vol. II, 5/6, pl. 10, fig. 7 (NM-E 139).

PLATE 16



Fig. 1 - *Lepidodendron dichotomum* STERNB. 1820, syntype, vol. I, 1, p. 19, pl. 2, bottom left (NM-E 4745);  
Fig. 2 - *Equisetites cuspidatus* C.PRESL in Sternberg 1838, syntype, vol. II, 7/8, p. 106, pl. 31, fig. 1 (NM-E 63);  
Fig. 3 - *Rotularia cuneifolia* STERNB. 1821, holotype, vol. I, 2, p. 33, pl. 26, fig. 4a (NM-E 40a);  
Fig. 4 - *Neuropteris decurrens* STERNB. 1825, holotype, vol. I, 4, tent. p. 17, Sternberg 1833, vol. II, 5/6, pl. 20, fig. 2 (NM-E 144).





3 mm

2



1 cm

3

Fig. 1 - *Lepidodendron crenatum* STERNB. 1820, holotype, vol. I, 1, p. 21, tent. p. 23, pl. 8, fig. 2Ba,b (NM-E 4742);  
 Fig. 2 - *Carpolithes ellipticus* STERNB. 1825, holotype, vol. I, 4, tent. p. 40, Sternberg 1820, vol. I, 1, pl. 7, fig. 1 (NM-E 1195);  
 Fig. 3 - *Asplenium difforme* STERNB. 1821, nom. illeg., lectotype, vol. I, 2, p. 29, tent. p. 33, pl. 24, fig. 1  $\equiv$  *Aspleniopteris difformis*  
 STERNB. 1825, vol. I, 4, tent. p. 21 (NM-G 2113).

PLATE 18



Fig. 1 - *Equisetites cuspidatus* C.PRESL in Sternberg 1838, syntype, vol. II, 7/8, p. 106, pl. 31, fig. 2 (NM-E 64);  
 Fig. 2 - *Equisetites cuspidatus* C.PRESL in Sternberg 1838, syntype, vol. II, 7/8, p. 106, pl. 31, fig. 5 (NM-E 66);  
 Fig. 3 - *Pecopteris debilis* STERNB. 1825, holotype, vol. I, 4, tent. p. 18, Sternberg 1821, vol. I, 2, p. 30, pl. 26, fig. 3b (NM-E 128);  
 Fig. 4 - *Bechera delicatula* STERNB. 1825, holotype, vol. I, 4, p. 42, tent. p. 31, pl. 49, fig. 2 (NM-E 44);  
 Fig. 5 - *Variolaria ficoides* STERNB. 1820, syntype, vol. I, 1, p. 22, tent. p. 24, pl. 12, fig. 1 (NM-E 80);  
 Fig. 6 - *Carpolithes excavatus* STERNB. 1825, holotype, vol. I, 4, tent. p. 40, Sternberg 1820, vol. I, 1, pl. 7, fig. 21 (NM-E 1211).



Fig. 1 - *Sphenopteris delicatula* STERNB. 1825, holotype, vol. I, 4, tent. p. 16, Sternberg 1821, vol. I, 2, p. 30, pl. 26, fig. 5 (NM-E 130);  
 Fig. 2 - *Sphaerococcites crispiformis* SCHOLTH. ex STERNB. 1833, vol. II, 5/6, p. 28, pl. 27, figs 1, 2 (NM-E 31);  
 Fig. 3 - *Muensteria flagellaris* STERNB. 1833, holotype, vol. II, 5/6, p. 32, pl. 8, fig. 3 (NM-E 16);  
 Fig. 4 - *Pecopteris debilis* STERNB. 1825, holotype, vol. I, 4, tent. p. 18, Sternberg 1821, vol. I, 2, p. 30, pl. 26, fig. 3b (NM-E 127);  
 Fig. 5 - *Cystoseirites dubius* STERNB. 1833, syntype, vol. II, 5/6, p. 35, pl. 9, fig. 6 (NM-E 20).

PLATE 20




Fig. 1 - *Psaronius dubius* CORDA in Sternberg, 1838, holotype, vol. II, 7/8, p. 173, pl. 60, fig. 2 (NM-E 116);  
Fig. 2 - *Carpolithes discoideus* STERNB. 1825, holotype, vol. I, 4, tent. p. 40, Sternberg 1820, vol. I, 1, pl. 8, fig. 27 (NM-E 79);  
Fig. 3 - *Euphorbites dicta* STERNB. 1838, holotype, vol. II, 7/8, p. 210, pl. 40, fig. 3 (NM-G 6485);  
Fig. 4 - *Sphenopteris flavicans* C.PRESL in Sternberg 1838, syntype, vol. II, 7/8, p. 127, pl. 38, fig. 1a (NM-E 155).



1



2

Fig. 1 - *Odontopteris falcata* STERNB. 1827b, holotype, p. 340, Sternberg 1833, vol. II, 5/6, p. 78, pl. 23, fig. 1 (NM-E 166), larger incomplete specimen;

Fig. 2 - *Bechera dubia* STERNB. 1825, holotype, vol. I, 4, p. 43, tent. p. 30, pl. 51, fig. 3 (NM-E 48).


PLATE 22



Fig. 1 - *Noeggerathia foliosa* STERNB. 1821, holotype, vol. I, 2, p. 28, tent. p. 33, pl. 20 (NM-E 122a);  
 Fig. 2 - *Equisetites elongatus* C.PRESL in Sternberg 1838, holotype, vol. II, 7/8, p. 107, pl. 31, fig. 7 (NM-E 69);  
 Fig. 3 - *Sphenopteris flavicans* C.PRESL in Sternberg 1838, syntype, vol. II, 7/8, p. 127, pl. 38, fig. 1b (NM-E 156);  
 Fig. 4 - *Conites familiaris* STERNB. 1825, holotype, vol. I, 4, p. 41, tent. p. 9, pl. 46, fig. 2 (NM-F 347);  
 Fig. 5 - *Calamites fasciatus* STERNB. 1825, holotype, vol. I, 4, tent. p. 24, Sternberg 1821, vol. I, 2, p. 27, pl. 17, fig. 3 (NM-E 35a).



1



2



3



4

Fig. 1 - *Annularia fertilis* STERNB. 1825, syntype, vol. I, 4, p. 43, tent. p. 31, pl. 51, fig. 2 (NM-E 46);

Fig. 2 - *Caulerpites filiformis* STERNB. 1833, holotype, vol. II, 5/6, p. 24, pl. 25, fig. 4 (NM-E 29);

Fig. 3 - *Phyllites dubius* STERNB. 1823, neotype, vol. I, 3, p. 37, tent. p. 39, *Filicites* sp., Sternberg 1821, vol. I, 2, p. 29, pl. 24, fig. 2 (NM-G 2114);

Fig. 4 - *Caulerpites heterophyllus* STERNB. 1833, holotype, vol. II, 5/6, p. 24, pl. 24, fig. 4 (NM-E 28).

PLATE 24



*Osmunda gigantea* STERNB. 1821, holotype, vol. I, 2, p. 29, tent. p. 33, pl. 22 (NM-E 4672).





1 cm

1



1 cm

2



1 cm

3



1 cm

4

Fig. 1 - *Sargassites globifer* STERNB. 1833, holotype, vol. II, 5/6, p. 36, pl. 10, fig. 1 (NM-E 21a);  
 Fig. 2 - *Phyllites fragiliformis* STERNB. 1825, holotype, vol. I, 4, p. 42, pl. 50, fig. 1 (NM-G 6482);  
 Fig. 3 - *Muensteria geniculata* STERNB. 1833, holotype, vol. II, 5/6, p. 32, pl. 6, fig. 3 (NM-E 10);  
 Fig. 4 - *Bechera grandis* STERNB. 1825, holotype, vol. I, 4, p. 42, tent. p. 30, pl. 49, fig. 1 (NM-E 4735).

PLATE 26







Fig. 1 - *Carpolithes granularis* STERNB. 1825, holotype, vol. I, 4, tent. p. 41, Sternberg 1820, vol. I, 1, pl. 8, fig. 22 (NM-E 1210);  
Fig. 2 - *Volkmannia gracilis* STERNB. 1833, lectotype, vol. II, 5/6, p. 53, pl. 15, fig. 3 (NM-E 4738);  
Fig. 3 - *Volkmannia gracilis* STERNB. 1833, syntype, vol. II, 5/6, p. 53, pl. 15, fig. 1 (NM-E 2000);  
Fig. 4 - *Volkmannia gracilis* STERNB. 1833, syntype, vol. II, 5/6, p. 53, pl. 15, fig. 2 (NM-E 2423);  
Fig. 5 - *Phyllites hieraciformis* STERNB. 1825, syntype, vol. I, 4, p. 40, Index iconum, pl. 44, fig. 4 (NM-E 172).



1



2



3



4



6



5

Fig. 1 - *Araucarites goeppertii* C. PRESL in Sternberg 1838, holotype, vol. II, 7/8, p. 204, pl. 39, fig. 4 (NBM E 174);  
 Fig. 2 - *Favularia ichtiolepis* STERNB. 1838, syntype, vol. II, 7/8, p. 210, pl. 38, fig. 2a (NM-E 89);  
 Fig. 3 - *Carpolithes lagenarius* STERNB. 1825, holotype, vol. I, 4, tent. p. 41, Sternberg 1820, vol. I, 1, pl. 7, fig. 16 (NM-E 4913);  
 Fig. 4 - *Cycadites linearis* STERNB. 1825, holotype, vol. I, 4, p. 42, tent. p. 33, pl. 50, fig. 3 (NM-E 165);  
 Fig. 5 - *Favularia ichtiolepis* STERNB. 1838, syntype, vol. II, 7/8, p. 210, pl. 38, fig. 2b (NM-E 1603);  
 Fig. 6 - *Pecopteris lanceolata* STERNB. 1825, holotype, vol. I, 4, p. 41, tent. p. 18, pl. 45, fig. 3 (NM-E 133).

PLATE 28



Fig. 1 - *Muensteria hoessii* STERNB. 1833, syntype, vol. II, 5/6, p. 32, pl. 7, fig. 3b (NM-E 13);

Fig. 2 - *Sphenopteris irregularis* STERNB. 1833, holotype, vol. II, 5/6, p. 63, pl. 17, fig. 4 (NM-E 140);

Fig. 3 - *Sphenopteris asplenioides* STERNB. 1825, holotype, vol. I, 4, tent. p. 16  $\equiv$  *Sphenopteris inaequalis* STERNB. 1833, nom. illeg., holotype, vol. II, 5/6, Index iconum, pl. 9, fig. 7 (NM-E 1390);

Fig. 4 - *Sphaerococcites genuinus* C.PRESL in Sternberg 1838, holotype, vol. II, 7/8, p. 104, pl. 34, fig. 4 (NM-E 33).



Fig. 1 - *Sphaerococcites lacidiformis* C.PRESL in Sternberg 1838, holotype, vol. II, 7/8, p. 104, pl. 27B, figs 28, 31 (NM-E 34);  
 Fig. 2 - *Caulerpites laxus* STERNB. 1833, holotype, vol. II, 5/6, p. 22, pl. 8, fig. 2 (NM-E 15);  
 Fig. 3 - *Psaronius intertextus* CORDA in Sternberg, 1838, holotype vol. II, 7/8, p. 173, pl. 60, fig. 1 (NM-E 4628);  
 Fig. 4 - *Lepidodendron laricinum* STERNB. 1820, syntype, vol. I, 1, p. 22, tent. p. 23, pl. 11, fig. ?3 (NM-E 5512).

PLATE 30



Fig. 1 - *Cycadites involutus* C.PRESL in Sternberg 1838, syntype, vol. II, 7/8, p. 194, pl. 51, fig. 1, part of type specimen (NM-E 109a);  
 Fig. 2 - *Cycadites involutus* C.PRESL in Sternberg 1838, syntype, vol. II, 7/8, p. 194, pl. 51, fig. 3, part of type specimen (NM-E 109b);  
 Fig. 3 - *Cycadites involutus* C.PRESL in Sternberg 1838, syntype, vol. II, 7/8, p. 194, pl. 51, fig. 2 (NM-E 111);  
 Fig. 4 - *Equisetites lindackerianus* C.PRESL in Sternberg 1838, holotype, vol. II, 7/8, p. 107, pl. 56, figs 1–8 (NM-E 71);  
 Fig. 5 - *Muensteria lacunosa* STERNB. 1833, holotype, vol. II, 5/6, p. 32, pl. 1, fig. 4 (NM-E 1);  
 Fig. 6 - *Pecopteris incisa* STERNB. 1825, vol. I, 4, tent. p. 20, Sternberg 1833, vol. II, 5/6, pl. 22, fig. 3 (NM-E 150).



*Lepidodendron laricinum* STERNB. 1820, lectotype, vol. I, 1, p. 22, tent. p. 23, pl. 11, fig. 2 (NM-E 4747).

PLATE 32



*Lepidodendron lycopodioides* STERNB. 1821, syntype, vol. I, 2, p. 26, tent. p. 31, pl. 16, fig. 2 (NM-E 4743).









Fig. 1 - *Phyllites hieraciformis* STERNB. 1825, syntype, vol. I, 4, p. 40, Index iconum, pl. 44, fig. 3 (NM-E 171);  
 Fig. 2 - *Sphenopteris linearis* STERNB. 1825, holotype, vol. I, 4, p. 40, tent. p. 15, pl. 42, fig. 4 (NM-E 132);  
 Fig. 3 - *Carpolithes incertus* STERNB. 1825, holotype, vol. I, 4, tent. p. 41, Sternberg 1820, vol. I, 1, pl. 7, fig. 17 (NM-E 1209);  
 Fig. 4 - *Carpolithes minimus* STERNB. 1825, holotype, vol. I, 4, tent. p. 41, Sternberg 1820, vol. I, 1, pl. 7, fig. 3 (NM-E 1196);  
 Fig. 5 - *Bergeria marginata* C.PRESL in Sternberg 1838, holotype, vol. II, 7/8, p. 184, pl. 68, fig. 16 (NM-E 104);  
 Fig. 6 - *Lepidodendron mannebachense* STERNB. 1838, holotype, vol. II, 7/8, p. 177, pl. 68, fig. 2 (NM-E 97).

PLATE 34



*Megaphytum majus* C.PRESL in Sternberg 1838, holotype, vol. II, 7/8, p. 178, pl. 46, fig. 1 (NM-K 336).



Fig. 1 - *Brukmania longifolia* STERNB. 1825, holotype, vol. I, 4, p. 45, tent. p. 29, pl. 58, fig. 1 (NM-E 51);  
 Fig. 2a - *Equisetites mirabilis* STERNB. 1833, holotype, vol. II, 5/6, p. 45, pl. 1, fig. 1a (NM-E 52a);  
 Fig. 2b - *Equisetites mirabilis* STERNB. 1833, holotype, vol. II, 5/6, p. 45, pl. 1, fig. 1b (NM-E 52b);  
 Fig. 3 - *Carpolithes morchellaeformis* STERNB. 1825, holotype, vol. I, 4, tent. p. 41, Sternberg 1820, vol. I, 1, pl. 7, fig. 5 (NM-E 1199);  
 Fig. 4 - *Carpolithes minutulus* STERNB. 1825, syntypes, vol. I, 4, p. 44, tent. p. 41, pl. 53, fig. 8 (NM-E 183);  
 Fig. 5 - *Sphenopteris meifolia* STERNB. 1833, holotype, vol. II, 5/6, p. 56, pl. 20, fig. 5a,b (NM-E 145).

PLATE 36




Fig. 1 - *Steinhauera minuta* C.PRESL in Sternberg 1838, syntype, vol. II, 7/8, p. 202, pl. 57, figs 13–15 (NM-E 192);  
 Fig. 2 - *Steinhauera minuta* C.PRESL in Sternberg 1838, syntype, vol. II, 7/8, p. 202, pl. 57, figs 11–12 (NM-E 191);  
 Fig. 3 - *Steinhauera minuta* C.PRESL in Sternberg 1838, syntype, vol. II, 7/8, p. 202, pl. 57, figs 7, 8 (NM-E 187);  
 Fig. 4 - *Steinhauera minuta* C.PRESL in Sternberg 1838, syntype, vol. II, 7/8, p. 202, pl. 57, figs 9–10 (NM-E 190);  
 Fig. 5 - *Carpolithes multistriatus* C.PRESL in Sternberg 1838, syntype, vol. II, 7/8, p. 208, pl. 39, fig. 2 (NM-K 346);  
 Fig. 6 - *Neuropteris obovata* STERNB. 1825, holotype, vol. I, 4, tent. p. 16, Sternberg 1833, vol. II, 5/6, p. 74, pl. 19, fig. 2 (NM-E 141).



1



2



3



4

Fig. 1 - *Pecopteris mucronata* C.PRESL in Sternberg 1838, holotype, vol. II, 7/8, p. 159, Sternberg 1821, vol. I, 2, p. 30, pl. 26, fig. 6 (NM-E 131);

Fig. 2 - *Myriophyllites microphyllus* STERNB. 1823, nom. inval., *Bechera ceratophylloides* STERNB. 1825, holotype, vol. I, 3, p. 37, tent. p. 39, pl. 35, fig. 3 (NM-E 41a);

Fig. 3 - *Equisetites muensteri* STERNB. 1833, syntype, vol. II, 5/6, p. 43, pl. 16, fig. 3 (NM-E 55);

Fig. 4 - *Equisetites muensteri* STERNB. 1833, syntype, vol. II, 5/6, p. 43, pl. 16, fig. 4 (NM-E 56).

PLATE 38




Fig. 1 - *Calamites nodosus* STERNB. 1821, holotype, vol. I, 2, p. 27, tent. p. 32, pl. 17, fig. 2 (NM-E 2357);

Fig. 2 - *Neuropteris oblongata* STERNB. 1825, lectotype, vol. I, 4, tent. p. 17, Sternberg 1833, vol. II, 5/6, p. 75, pl. 22, fig. 1a (NM-E 146);

Fig. 3 - *Rhytidolepis ocellata* STERNB. 1821, syntype, vol. I, 2, p. 25, tent. p. 32, pl. 15, fig. 2 (NM-E 82);

Fig. 4 - *Aspleniopteris nilsonii* STERNB. 1825, syntype, vol. I, 4, p. 40, tent. p. 22, pl. 43, fig. 4 (NM-E 164).



Fig. 1 - *Cunninghammites oxycedrus* C.PRESL in Sternberg 1838, syntype, vol. II, p. 203, pl. 49, fig. 1a (NM-F 642);  
 Fig. 2 - *Carpolithes punctatissimus* C.PRESL in Sternberg 1838, holotype, vol. II, 7/8, p. 108, pl. 58, figs 16, 17 (NM-E 1217);  
 Fig. 3 - *Scitaminites musaeformis* STERNB. 1825, holotype, vol. I, 4, tent. p. 36, Sternberg 1820, vol. I, 1, p. 20, pl. 5, fig. 2a,b ≡ *Cro-  
 myodendron radnicense* C.PRESL in Sternberg 1838, nom. illeg., vol. II, 7/8, p. 193 (NM-E 205);  
 Fig. 4 - *Lepidodendron obovatum* STERNB. 1820, holotype, vol. I, 1, p. 20, tent. p. 23, pl. 6, fig. 1 (NM-E 4740).

PLATE 40





Fig. 1 - *Pinites ovatus* C.PRESL in Sternberg 1838, holotype, vol. II, 7/8, p. 202, pl. 52, fig. 10 (NM-E 176);  
 Fig. 2 - *Neuropteris oblongata* STERNB. 1825, syntype, vol. I, 4, tent. p. 17, Sternberg 1833, vol. II, 5/6, p. 75, pl. 22, fig. 1b (NM-K 367);  
 Fig. 3 - *Carpolithes multistriatus* C.PRESL in Sternberg 1838, lectotype, vol. II, 7/8, p. 208, pl. 39, fig. 1 (NM-E 1206);  
 Fig. 4 - *Steinhauera oblonga* C.PRESL in Sternberg 1838, holotype, vol. II, 7/8, p. 202, pl. 57, figs 5, 6 (NM-G 2118);  
 Fig. 5 - *Neuropteris plicata* STERNB. 1825, syntype, vol. I, 4, tent. p. 16, Sternberg 1833, vol. II, 5/6, p. 74, pl. 19, fig. 3 (NM-E 142).





1




2



3

Fig. 1 - *Musaeites primaevus* C.PRESL in Sternberg 1838, holotype, vol. II, 7/8, p. 191, pl. 39, fig. 6 (NM-E 108);  
 Fig. 2 - *Neuropteris plicata* STERNB. 1825, syntype, vol. I, 4, tent. p. 16, Sternberg 1833, vol. II, 5/6, p. 74, pl. 19, fig. 1 (NM-E 3077);  
 Fig. 3 - *Cycadites palmatus* STERNB. 1825, holotype, vol. I, 4, p. 39, tent. p. 33, pl. 40 (NM-E 4750).

PLATE 42




1




2




3



4



5



6

Fig. 1 - *Caulerpites preslianus* STERNB. 1833, holotype, vol. II, 5/6, p. 24, pl. 10, fig. 5 (NM-E 23);  
 Fig. 2a - *Goeppertia polypodioides* C.PRESL in Sternberg 1838, holotype, vol. II, 7/8, p. 121, pl. 50, fig. 1a (NM-E 161a);  
 Fig. 2b - *Neuropteris rubescens* C.PRESL in Sternberg 1838, holotype, vol. II, 7/8, p. 136, pl. 50, fig. 1b (NM-E 161b);  
 Fig. 3 - *Delesserites pinatifidus* STERNB. 1833, holotype, vol. II, 5/6, 33, pl. 10, fig. 4 (NM-K 365);  
 Fig. 4 - *Volkmannia polystachya* STERNB. 1825, syntype, vol. I, 4, p. 43, tent. p. 30, pl. 51, fig. 1a (NM-E 45);  
 Fig. 5 - *Psaronius parkeriaeformis* CORDA in Sternberg 1838, holotype, vol. II, 7/8, p. 173, pl. 60, fig. 4 (NM-E 4629);  
 Fig. 6 - *Syringodendron pes-capreoli* STERNB. 1820, holotype, vol. I, 1, p. 22, tent. p. 24, pl. 13, fig. 2 (NM-E 83).



Fig. 1 - *Caulerpites pyramidalis* STERNB. 1833, syntype, vol. II, 5/6, p. 21, pl. 7, fig. 2 (NM-E 12);  
 Fig. 2 - *Lepidodendron punctatum* STERNB. 1820, holotype, vol. I, 1, p. 20, tent. p. 23, pl. 8, fig. 2 Aa,b (NM-F 1471);  
 Fig. 3 - *Rotularia polyphylla* STERNB. 1825, holotype, vol. I, 4, p. 42, tent. p. 32, pl. 50, fig. 4 (NM-E 43);  
 Fig. 4 - *Ulodendron punctatum* C.PRESL in Sternberg 1838, holotype, vol. II, 7/8, p. 186, pl. 45, fig. 1a-e (NM-E 91);  
 Fig. 5 - *Syringodendron pulchellum* STERNB. 1825, holotype, vol. I, 4, p. 43, tent. p. 24, pl. 52, fig. 2 (NM-K 337).

PLATE 44



Fig. 1 - *Pecopteris radnicensis* C.PRESL in Sternberg 1838, holotype, vol. II, 7/8, p. 161, pl. 58, fig. 1 (NM-E 1544);  
 Fig. 2 - *Equisetites sinsheimicus* C.PRESL in Sternberg 1838, holotype, vol. II, 7/8, p. 207, pl. 30, fig. 2 (NM-E 60);  
 Fig. 3 - *Lepidodendron rimosum* STERNB. 1820, holotype, vol. I, 1, p. 21, tent. p. 23, pl. 10, fig. 1 (NM-E 1836);  
 Fig. 4 - *Neuropteris remota* C.PRESL in Sternberg 1838, holotype, vol. II, 7/8, p. 220, pl. 40, fig. 4 (NM-E 160).




Fig. 1 - *Caulerpites pyramidalis* STERNB. 1833, syntype, vol. II, 5/6, p. 21, pl. 6, fig. 2 (NM-E 9);  
 Fig. 2 - *Brukmannia rigida* STERNB. 1825, holotype, vol. I, 4, tent. p. 29, pl. 19, fig. 1 (NM-E 37);  
 Fig. 3 - *Aspidiaria schlotheimiana* C.PRESL in Sternberg 1838, holotype, vol. II, 7/8, p. 181, pl. 68, fig. 10 (NM-E 1450);  
 Fig. 4 - *Bergeria quadrata* C.PRESL in Sternberg 1838, holotype, vol. II, 7/8, p. 184, pl. 68, fig. 19 (NM-E 103);  
 Fig. 5 - *Pinites pulvinaris* C.PRESL in Sternberg 1838, holotype, vol. II, 7/8, p. 201, pl. 49, fig. 7 (NM-E 94).

PLATE 46




Fig. 1 - *Sargassites rosthornii* STERNB. 1833, holotype, vol. II, 5/6, p. 36, pl. 25, fig. 6 (NM-E 30);  
 Fig. 2 - *Carpolithes retusus* STERNB. 1825, holotype, vol. I, 4, tent. p. 41, Sternberg 1820, vol. I, 1, pl. 7, figs 10, 11 (NM-E 1204);  
 Fig. 3 - *Carpolithes regularis* STERNB. 1825, holotype, vol. I, 4, tent. p. 41, Sternberg 1820, vol. I, 1, pl. 7, fig. 2 (NM-E 1197);  
 Fig. 4 - *Bergeria rhombica* C.PRESL in Sternberg 1838, holotype, vol. II, 7/8, p. 184, pl. 68, fig. 18 (NM-E 106);  
 Fig. 5 - *Sagenaria rugosa* C.PRESL in Sternberg 1838, holotype, vol. II, 7/8, p. 178, pl. 68, fig. 4 (NM-E 98);  
 Fig. 6 - *Pecopteris similis* STERNB. 1825, holotype, vol. I, 4, tent. p. 18, (NM-E 1498).





Fig. 1 - *Cycadites salicifolius* C.PRESL in Sternberg 1838, syntype, vol. II, 7/8, p. 195, pl. 40, fig. 2 (NM-G 6481);  
 Fig. 2 - *Cycadites salicifolius* C.PRESL in Sternberg 1838, lectotype, vol. II, 7/8, p. 195, pl. 40, fig. 1 (NM-E 169);  
 Fig. 3 - *Halymenites schnitzleinii* STERNB. 1833, holotype, vol. II, 5/6, p. 30, pl. 5, fig. 1 (NM-K 333);  
 Fig. 4 - *Caulerpites sertularia* STERNB. 1833, holotype, vol. II, 5/6, p. 21, pl. 5, fig. 2 (NM-K 334).

PLATE 48



*Rotularia saxifragaefolia* STERNB. 1825, holotype, vol. I, 4, p. 45, tent. p. 32, pl. 55, fig. 4 (NM-E 4734).






Fig. 1 - *Huttonia spicata* STERNB. 1837, lectotype, p. 69, pl. 1, fig. 1 (NM-E 74b);  
 Fig. 2 - *Pinites striatus* C.PRESL in Sternberg 1838, holotype, vol. II, 7/8, p. 202, pl. 52, fig. 2 (NM-E 186);  
 Fig. 3 - *Carpolithes strychninus* STERNB. 1825, lectotype, vol. I, 4, p. 44, tent. p. 41, pl. 53, fig. 4 a (NM-E 181a);  
 Fig. 4 - *Carpolithes strychninus* STERNB. 1825, syntype, vol. I, 4, p. 44, tent. p. 41, pl. 53, fig. 4 b (E 181b);  
 Fig. 5 - *Huttonia spicata* STERNB. 1837, syntype, p. 69, pl. 1, fig. 2 (NM-E 75);  
 Fig. 6 - *Huttonia spicata* STERNB. 1837, syntype, p. 69, pl. 1, fig. 4 (NM-E 76).

PLATE 50



Fig. 1 - *Lepidodendron selaginoides* STERNB. 1821, syntype, vol. I, 2, p. 26, tent. p. 31, pl. 17, fig. 1 (NM-E 4744);  
Fig. 2 - *Chondrites targionii* (BRONGN.) STERNB. var. *flexuosus* STERNB. 1833, holotype, vol. II, 5/6, p. 26, pl. 9, fig. 3 (NM-E 18);  
Fig. 3 - *Lepidodendron selaginoides* STERNB. 1821, syntype, vol. I, 2, p. 26, tent. p. 31, pl. 16, fig. 3 (NM-E 1683).




Fig. 1 - *Acrostichum silesiacum* STERNB. 1825, syntype, vol. I, 4, tent. p. 15, Sternberg 1821, vol. I, 2, p. 29, pl. 23, fig. 2a (NM-E 124);  
 Fig. 2 - *Acrostichum silesiacum* STERNB. 1825, syntype, vol. I, 4, tent. p. 15, Sternberg 1821, vol. I, 2, p. 29, pl. 23, fig. 2b (NM-E 125);  
 Fig. 3 - *Carpolithes subcordatus* STERNB. 1825, holotype, vol. I, 4, p. 44, tent. p. 41, pl. 53, fig. 6 (NM-E 184a);  
 Fig. 4 - *Annularia spinulosa* STERNB. 1821, holotype, vol. I, 2, p. 32, pl. 19, fig. 4 (NM-E 39);  
 Fig. 5 - *Pecopteris striata* C.PRESL in Sternberg 1838, syntype, vol. II, 7/8, p. 155, pl. 37, fig. 3 (NM-E 154);  
 Fig. 6 - *Steinhauera subglobosa* C.PRESL in Sternberg 1838, syntype, vol. II, 7/8, p. 202, pl. 57, fig. 1 (NM-G 2116);  
 Fig. 7 - *Caulerpites schlotheimii* STERNB. 1833, syntype, vol. II, 5/6, p. 21, pl. 24, fig. 6 (NM-K 326).

PLATE 52



Fig. 1 - *Calamites verrucosus* STERNB. 1833, holotype, vol. II, 5/6, p. 50, pl. 13 (NM-E 5736);  
Fig. 2 - *Muscites stolzii* STERNB. 1833, syntype, vol. II, 5/6, p. 38, pl. 17, fig. 2 (NM-G 7606);  
Fig. 3 - *Muscites stolzii* STERNB. 1833, syntype, vol. II, 5/6, p. 38, pl. 17, fig. 3 (NM-E 24).




Fig. 1 - *Steinhauera subglobosa* C.PRESL in Sternberg 1838, lectotype, vol. II, 7/8, p. 202, pl. 57, fig. 3 (NM-G 2117);  
 Fig. 2 - *Steinhauera subglobosa* C.PRESL in Sternberg 1838, lectotype, vol. II, 7/8, p. 202, pl. 57, fig. 3 (NM-G 2117 - detail);  
 Fig. 3 - *Steinhauera subglobosa* C.PRESL in Sternberg 1838, syntype, vol. II, 7/8, p. 202, pl. 57, fig. 4 (NM-E 188);  
 Fig. 4 - *Steinhauera subglobosa* C.PRESL in Sternberg 1838, syntype, vol. II, 7/8, p. 202, pl. 57, fig. 2 (NM-E 189);  
 Fig. 5 - *Carpolithes umbilicatus* STERNB. 1825, holotype, vol. I, 4, tent. p. 41, Sternberg 1820, vol. I, 1, pl. 7, fig. 12 (NM-E 1205).

PLATE 54





Fig. 1 - *Codites serpentinum* STERNB. 1833, holotype, vol. II, 5/6, p. 20, pl. 3, fig. 1 (NM-E 5);  
 Fig. 2 - *Schlotheimia tenuifolia* STERNB. 1821, holotype, vol. I, 2, p. 32, pl. 19, fig. 2 (NM-E 38);  
 Fig. 3a - *Brukmannia tuberculata* STERNB. 1825, lectotype, vol. I, 4, tent. p. 29, pl. 45, fig. 2 (NM-E 42 right);  
 Fig. 3b - *Brukmannia tuberculata* STERNB. 1825, syntype, vol. I, 4, tent. p. 29, pl. 45, fig. 2 (NM-E 42 left);  
 Fig. 4 - *Lepidodendron veltheimii* STERNB. 1825, holotype, vol. I, 4, p. 43, tent. p. 13, pl. 52, fig. 3 (NM-E 1847).




Fig. 1 - *Cystoseirites taxiformis* STERNB. 1833, syntype, vol. II, 5/6, p. 35, Sternberg 1825, vol. I, 4, pl. 44, fig. 1 (NM-E 170);  
 Fig. 2 - *Juglandites ventricosus* STERNB. 1825, syntype, vol. I, 4, p. 40, tent. p. 40, (NM-E 182g);  
 Fig. 3 - *Juglandites ventricosus* STERNB. 1825, lectotype, vol. I, 4, p. 40, tent. p. 40, pl. 53, fig. 5b (NM-E 182b);  
 Fig. 4 - *Chondrites targionii* (BRONGN.) STERNB. var. *expansus* STERNB. 1833, holotype, vol. II, 5/6, p. 26, pl. 9, fig. 4 (NM-E 19);  
 Fig. 5 - *Cystoseirites taxiformis* STERNB. 1833, lectotype, vol. II, 5/6, p. 35, pl. 18, fig. 2 (NM-E 25);  
 Fig. 6 - *Aphlebia tenuiloba* C.PRESL in Sternberg 1838, holotype, vol. II, 7/8, p. 113, pl. 58, fig. 2 (NM-E 163).

PLATE 56




Fig. 1 - *Lepidodendron trigonum* STERNB. 1820, holotype, vol. I, 1, p. 21, tent. p. 23, pl. 11, fig. 1 (NM-E 81);  
 Fig. 2 - *Alethopteris vulgator* STERNB. 1825, syntype, vol. I, 4, p. 44, tent. p. 21, pl. 53, fig. 2 (NM-E 136);  
 Fig. 3 - *Cystoseirites taxiformis* STERNB. 1833, syntype, vol. II, 5/6, p. 35, pl. 18, fig. 3 (NM-E 26);  
 Fig. 4 - *Lepidodendron volkmannianum* STERNB. 1825, syntype vol. I, 4, p. 44, tent. p. 10, pl. 53, fig. 3a,b (NM-E 84);  
 Fig. 5 - *Sphenopteris tenuissima* C.PRESL in Sternberg 1838, holotype, vol. II, 7/8, p. 126, pl. 41, fig. 2a,b (NM-E 1499);  
 Fig. 6 - ?*Lepidodendron* sp.; Sternberg 1820, vol. I, 1, p. 20, pl. 8, fig. 25 (NM-E 78).






Fig. 1 - *Palmacites verrucosus* C.PRESL in Sternberg 1838, holotype, vol. II, 7/8, p. 29, pl. 42, fig. 3 (NM-E 175);  
 Fig. 2 - *Carpolithes venosus* C.PRESL in Sternberg 1838, holotype, vol. II, 7/8, p. 208, pl. 58, figs 18, 19 (NM-E 196a);  
 Fig. 3 - *Carpolithes venosus* C.PRESL in Sternberg 1838, holotype, vol. II, 7/8, p. 208, pl. 58, fig. 20 (NM-E 196c);  
 Fig. 4 - *Carpolithes venosus* C.PRESL in Sternberg 1838, holotype, vol. II, 7/8, p. 208, pl. 58, figs 18, 19 (NM-E 196b).

PLATE 58



1



2



4



3



5

Fig. 1 - *Halymenites subarticulatus* STERNB. 1833, holotype, vol. II, 5/6, p. 29, pl. 4, fig. 2 (NM-E 7);  
 Fig. 2 - *Phyllites trilobatus* STERNB. 1825, holotype, vol. I, 4, p. 42, pl. 50, fig. 2 (NM-G 2115);  
 Fig. 3 - *Pecopteris* sp. indet.; Sternberg 1820, vol. I, 1, p. 20, pl. 8, fig. 24 (NM-E 121a);  
 Fig. 4 - *Carpolithes tessellatus* STERNB. 1825, holotype, vol. I, 4, tent. p. 41, Sternberg 1820, vol. I, 1, pl. 7, fig. 20 (NM-E 4748);  
 Fig. 5 - *Calamites undulatus* STERNB. 1825, holotype, vol. I, 4, tent. p. 26, Sternberg 1833, vol. II, 5/6, pl. 1, fig. 2 (NM-E 2338).



Fig. 1 - *Calamites undulatus* STERNB. 1825; Sternberg 1833, vol. II, 5/6, p. 47, pl. 20, fig. 8 (NM-E 58);  
 Fig. 2 - *Odontopteris undulata* STERNB. 1827b, holotype, p. 340, Sternberg 1833, vol. II, 5/6, p. 78, pl. 25, fig. 81 (NM-E 168);  
 Fig. 3 - *Halymenites varius* STERNB. 1833, holotype, vol. II, 5/6, p. 29, pl. 2, fig. 4 (NM-E 3);  
 Fig. 4 - *Equisetites* sp.; C. Presl in Sternberg, 1838, vol. II, 7/8, pl. 30, fig. 4 (NM-E 61a).

PLATE 60




Fig. 1 - *Calamites varians* STERNB. 1833, syntype, vol. II, 5/6, p. 50, pl. 12 (NM-E 53);

Fig. 2 - *Calamites* sp. indet.; Sternberg, 1825, vol. I, 4, pl. 53, fig. 1 (NM-E47);

Fig. 3 - *Calamites* sp. indet.; Corda in Sternberg, 1838, vol. II, 7/8, pl. 65, figs 13, 14 (NM-E 73a);

Fig. 4 - *Euisetites* sp. indet.; C. Presl in Sternberg, 1838, vol. II, 7/8, pl. 31, fig. 6 (NM-E 67);

Fig. 5 - *Calamites* sp. indet.; C. Presl in Sternberg, 1838, vol. II, 7/8, pl. 31, fig. 4 (NM-E 65).



Fig. 1 - *Lepidodendron undulatum* STERNB. 1820, holotype, vol. I, 1, p. 23, tent. p. 23, pl. 10, fig. 2 (NM-E 77);  
 Fig. 2 - *Equisetites* sp.; C. Presl in Sternberg 1838, vol. II, 7/8, pl. 30, fig. 5 (NM-E 62);  
 Fig. 3 - *Neuropteris acutifolia* BRONGN.; Sternberg 1833, vol. II, 5/6, p. 70, pl. 19, fig. 4 (NM-E 143);  
 Fig. 4 - *Equisetites conicus* STERNB.; C. Presl in Sternberg 1838, vol. II, 7/8, pl. 30, fig. 1 (NM-E 59);  
 Fig. 5 - *Carpolithes umbonatus* STERNB. 1825, holotype, vol. I, 4, tent. p. 41, Sternberg 1820, vol. I, 1, pl. 9, fig. 2 (NM-E 178);  
 Fig. 6 - *Sphenopteris elegans* (BRONGN.) STERNB.; Sternberg 1833, vol. II, 5/6, pl. 20, fig. 3 (NM-E1405).

PLATE 62



Fig. 1 - *Lepidodendron aculeatum* STERNB.; Sternberg, 1821, vol. I, 2, p. 25, tent. p. 31, pl. 14, figs 1, 2 (NM-E 2471) medial part of the figured specimen;  
Fig. 2 - *Lepidodendron aculeatum* STERNB.; Sternberg, 1821, vol. I, 2, p. 25, tent. p. 31, pl. 14, figs 1, 2 (NM-E 2472) terminal part of the figured specimen;  
Fig. 3 - *Lepidodendron aculeatum* STERNB.; Sternberg, 1821, vol. I, 2, p. 25, tent. p. 31, pl. 14, figs 1, 2 (NM-E 2470) basal part of the figured specimen.



*Lepidodendron* sp. indet. (*Knorria*); Sternberg, 1825, vol. I, 4, pl. 5, fig. 1 (NM-E 4739).

PLATE 64




Fig. 1 - *Lepidodendron volkmannianum* STERNB.; C. Presl in Sternberg, 1838, vol. II, 7/8, p. 180, pl. 68, fig. 8 (NM-E 1822);  
 Fig. 2 - *Sagenaria obovata* (STERNB.) C.PRESL in Sternberg 1838, vol. II, 7/8, p. 178, pl. 68, fig. 6 (NM-E 100);  
 Fig. 3 - *Equisetites* sp.; Sternberg 1833, vol. II, 5/6, pl. 16, fig. 9 (NM-E 57);  
 Fig. 4 - *Lepidodendron dichotomum* STERNB.; Sternberg, 1838, vol. II, 7/8, p. 214, pl. A, fig. 16 (NM-E 4741).






Fig. 1 - *Sagenaria crenata* (STERNB.) C.PRESL in Sternberg 1838, vol. II, 7/8, p. 178, pl. 68, fig. 5 (NM-E 99);  
 Fig. 2 - *Variolaria ficoides* STERNB.; Sternberg, 1838, vol. II, 7/8, pl. 15, fig. 4 (NM-E 86);  
 Fig. 3 - *Carpolithes* sp. indet.; Sternberg 1825, vol. I, 4, pl. 7, fig. 9 (NM-E 1202);  
 Fig. 4 - *Equisetites* sp.; Corda in Sternberg 1838, vol. II, 7/8, pl. 56, fig. 10 (NM-E 239) – part of the figured specimen;  
 Fig. 5 - *Aspidiaria variolata* (STERNB.) C.PRESL in Sternberg 1838, vol. II, 7/8, p. 181, pl. 68, fig. 12 (NM-E 102);  
 Fig. 6 - *Equisetites* sp.; Corda in Sternberg 1838, vol. II, 7/8, pl. 56, fig. 10 (NM-E 238) – part of the figured specimen.



Fig. 1 - *Cordaitanthus communis* FEISTM.; sine nomine, Sternberg 1820, vol. I, 4, pl. 26, fig. 2 (NM-E 180);  
 Fig. 2 - *Flabellaria borassifolia* STERNB.; Sternberg 1825, vol. I, 4, tent. p. 34, pl. 41, fig. 1 (NM-E 4749);  
 Fig. 3 - *Filicites* sp.; Sternberg 1821, vol. I, 2, pl. 25, fig. 3 (NM-E 152) – fragment of the figured specimen;  
 Fig. 4 - *Filicites* sp.; Sternberg 1821, vol. I, 2, pl. 25, fig. 3 (NM-E 126b) – fragment of the figured specimen;  
 Fig. 5 - *Doliostrobus taxiformis* (STERNB.) KVAČEK; sine nomine, Sternberg 1825, vol. I, 4, p. 40, pl. 44, fig. 5 (NM-E 173);  
 Fig. 6 - *Sphenopteris elegans* (BRONGN.) STERNB.; Sternberg 1833, vol. II, 5/6, pl. 20, fig. 4 (NM-E 1406).



1



2

Fig. 1 - *Lycopodites bronii* (STERNB.) C.PRESL in Sternberg, 1838, vol. II, 7/8, pl. 34, fig. 1 (NM-E 1701);  
Fig. 2 - *Lycopodites bronii* (STERNB.) C.PRESL in Sternberg, 1838, vol. II, 7/8, pl. 34, fig. 2A (NM-E 87).

PLATE 68




Fig. 1 - *Thuites alienus* STERNB. 1825, lectotype, vol. I, 4, p. 40, tent. p. 38, pl. 45, fig. 1 (NM-F 3675);  
Fig. 2 - *Sphenopteris conferta* STERNB. 1825, holotype, vol. I, 4, tent. p. 16 (NM-K 425);  
Fig. 3 - *Lepidodendron dichotomum* STERNB. 1820, syntype, vol. I, 1, p. 19, tent. p. 23, pl. 3 (NM-E 7647).



Fig. 1 - *Pecopteris dubia* STERNB. 1825, holotype, vol. I, 4, tent. p. 20 (NM-E 6232);  
 Fig. 2 - *Ulodendron ellipticum* C.PRESL in Sternberg 1838, holotype, vol. II, 7/8, p. 186, pl. 45, fig. 2 (NM-E 6000);  
 Fig. 3 - *Alethopteris longifolia* STERNB. in Göppert 1836, syntype, p. 308 (NM-E 1504);  
 Fig. 4 - *Alethopteris longifolia* STERNB. in Göppert 1836, syntype, p. 308 (NM-E 4752);  
 Fig. 5 - *Lycopodiolites lignitum* STERNB. 1825, vol. I, 4, tent. p. 8 (NM-F 636).

PLATE 70




Fig. 1 - *Alethopteris longifolia* STERNB. in Göppert 1836, syntype, p. 308 (NM-E 4905);  
Fig. 2 - *Alethopteris longifolia* STERNB. in Göppert 1836, syntype, p. 308 (NM-E 4907);  
Fig. 3 - *Rotularia marsiliaefolia* STERNB. 1821, syntype, vol. I, 2, pp. 30, 33 (NM-K 375);  
Fig. 4 - *Alethopteris longifolia* STERNB. in Göppert 1836, syntype, p. 308 (NM-E 4906);  
Fig. 5 - *Cystoseirites nutans* STERNB. 1833, holotype, vol. II, 5/6, p. 35, pl. 8, fig. 1 (NM-T 3437).



Fig. 1 - *Syringodendron organum* STERNB. 1820, holotype, vol. I, 1, pp. 22, 24, pl. 13, fig. 1 (NM-E 7641);  
 Fig. 2 - *Caulerpites pteroides* STERNB. 1833, holotype, vol. II, 5/6, p. 21, pl. 24, fig. 5 (NM-K 404);  
 Fig. 3 - *Pitus primaeva* WITHAM.; Corda in Sternberg, 1838, vol. II, 7/8, p. 212, pl. 60, fig. 5 (NM-E 4631);  
 Fig. 4 - *Delesserites ovatus* STERNB. 1833, syntype, vol. II, 5/6, p. 32, pl. 10, fig. 2 (NM-K 348);  
 Fig. 5 - *Caulerpites princeps* STERNB. 1833, syntype, vol. II, 5/6, p. 22 (NM-K 349).







